


**AI SIN**

2019 – 2020

# WATER PUMP CATALOG





Clutch Disc




Clutch Cover



Flywheel Damper



Free Wheel Hub



Manual Transmission



Fan Clutch




Fan Blade



Fan Pulley Bracket



Water Pump




Oil Pump




Timing Chain Cover



Hydraulic Belt Tensioner



Concentric Slave Cylinder



Clutch Master Cylinder



Clutch Release Cylinder



ATF

## Meet the AISIN Family



# AISIN

## WATER PUMP CATALOG



Diagnostic Manual	4
Water Pump Catalog	13
	14 TOYOTA / LEXUS
	56 NISSAN
	74 MITSUBISHI
	84 MAZDA
	96 HONDA
	104 ISUZU
	111 DAIHATSU
	118 SUBARU
	123 SUZUKI
	129 HINO
	131 INDUSTRIAL VEHICLE
	137 PICTURES
Cross Reference	159
	159 Genuine No. → AISIN No. (Table-1)
	193 AISIN No. → Genuine No. (Table-2)





Clutch Set



Clutch Cover




Clutch Disc



Flywheel Damper



Free Wheel Hub



Manual Transmission


## Drivetrain



Water Pump



Fan Pulley Bracket



Oil Pump



Oil Pump Rotor



Timing Chain Cover



Fan Clutch




Fan Blade



Hydraulic Belt Tensioner

## Engine



# ISIN Family

**AISIN**



Concentric Slave Cylinder



Clutch Master Cylinder



Clutch Release Cylinder



Torque Converter



AT Solenoid



Motor Transfer Shift Actuator



Spoiler



Roof Rail



Comfort Cushion



Door Stabilizer

## Accessories



AFW+



CFEx

## Automatic Transmission Fluid Series



Height Control Sensor


## Others




# Gasket installation

Use only the gaskets and O-rings supplied with the water pump. Combined usage of the liquid gaskets and supplied gaskets (or O-rings) could result in water leakage or other serious problems.

Possible issue 1: Liquid gasket is used instead of the supplied gasket



Possible issue 2: Liquid gasket is used instead of the supplied O-ring



**If liquid gasket is used with supplied gaskets or O-rings**

The debris of the liquid gasket enters inside

The debris of the liquid gasket enters inside the mechanical seal

Dirt accumulates on the surface of mechanical seal and it wears down

This results in coolant leakage

The surface of a worn down mechanical seal due to the liquid gasket debris.




# How to apply the liquid gasket


Where to apply the liquid gasket on the mating surface of the engine

## For Toyota vehicles

### Good example



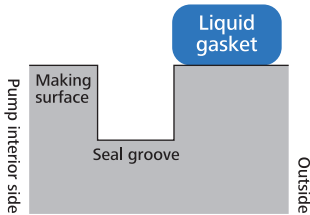
### Poor example



### Good example

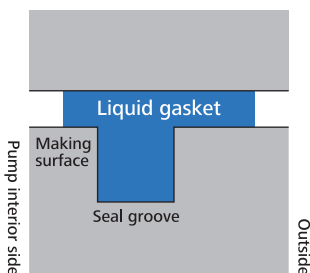
Cross Section view of mating surface of the engine

The position where the liquid gasket is applied



By applying the liquid gasket onto the outside of the seal groove, the mating surface gets sealed as shown below.

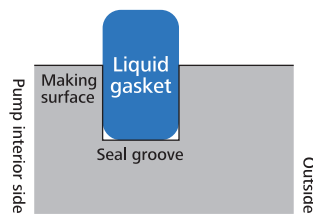
When installing the engine



### × Poor example

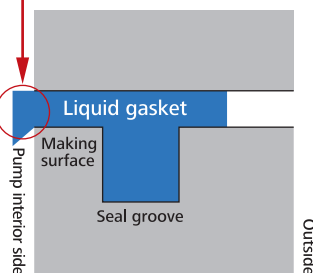
Cross Section view of mating surface of the engine

The position where the liquid gasket is applied





By applying the liquid gasket directly onto the seal groove, the liquid gasket gets pushed out from the mating surface into the interior of the pump, resulting in debris that would cause water leakage.

When installing the engine

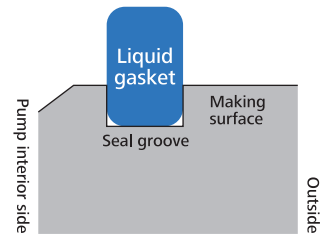


## For Nissan vehicles



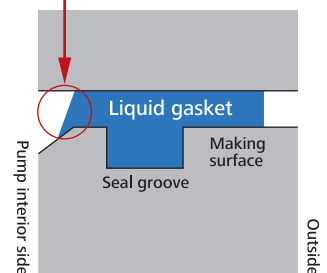
Cross-section view of the mating surface of the engine

The position where the liquid gasket is applied




By applying the liquid gasket onto the seal groove, a small notch on the mating surface holds excess gasket and it gets sealed as shown below.

When installing the engine



# 1 For your safety

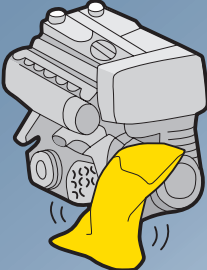
**1** Thoroughly flush the cooling system (radiator) 2-3 times to remove the stains and rust with the engine running and the original water pump still in place.



Drain and refill 2-3 times.


**Why?** To prevent water leakage caused by foreign materials caught in the mechanical seal.

**2** Before installation, remove the old gasket and other foreign materials with white gasoline or another solvent. Then, remove all oil and grease from the mating surface.



**Why?** To prevent water leakage from the mating surface.

**3** If the pump requires the liquid gasket, apply it evenly on the seal. If gaskets are supplied with the pump, use the supplied gaskets only. \*Do not use the liquid gasket and supplied gasket together.

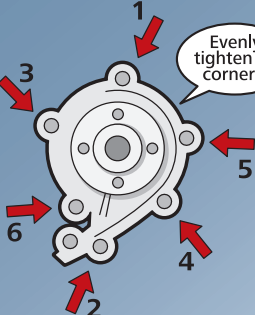


Try not to leave any excess material inside the chamber.

**Why?** If the liquid gasket gets into the water chamber, it will get caught in the mechanical seal, causing water leakage.

\*Please refer to page 2 for details on how to apply liquid gasket.

**4** Fasten bolts with the torque specified by the car manufacturer to evenly tighten all corners.



Evenly tighten all corners.

**Why?** To prevent water leakage from the mating surface.


**5** When installing other parts such as a pulley or fan coupling, make sure to prevent failures caused by foreign materials that get caught. For vehicles with a fan coupling, make sure there is no rust or looseness, and then use a dial gauge to check the run-out accuracy after installation.



No foreign materials.


**Why?** To prevent foreign materials from getting caught which leads to eccentricity (excess vibration) and looseness on the pulley and fan coupling. This may cause the parts to fall off or get damaged.

**6** Adjust the belt tension to the tension specified by the car manufacturer.




**Why?** To prevent damage to the shaft parts (body and bearing) that might be caused by excess tension on the belt.

**7** When changing the pump, fill the new LLC to the specified amount and density.




**Why?** If the pump spins without having enough LLC, the mechanical seal gets worn down, causing water leakage and abnormal noise.

**8** Make sure to thoroughly remove all the air before filling the radiator and reservoir tank to the specified amount.



**Why?** If the pump spins without having enough LLC, the mechanical seal gets worn down, causing water leakage and abnormal noise.

**9** After checking the LLC level and belt tension again, start the engine.



**OK!**

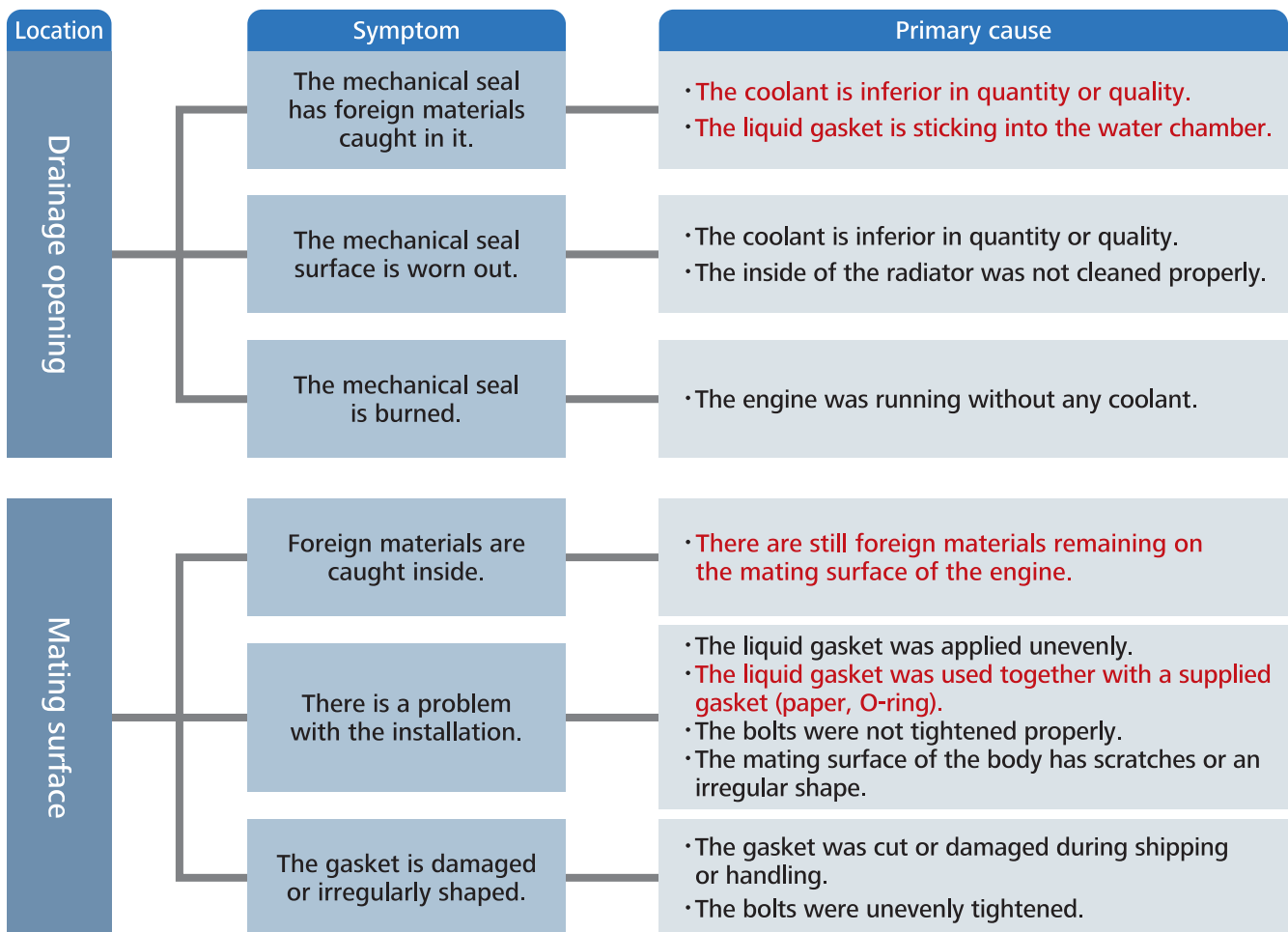
## Warning

• For your safety, please follow the directions. Inaccurate installation may lead to injury or breakdowns.

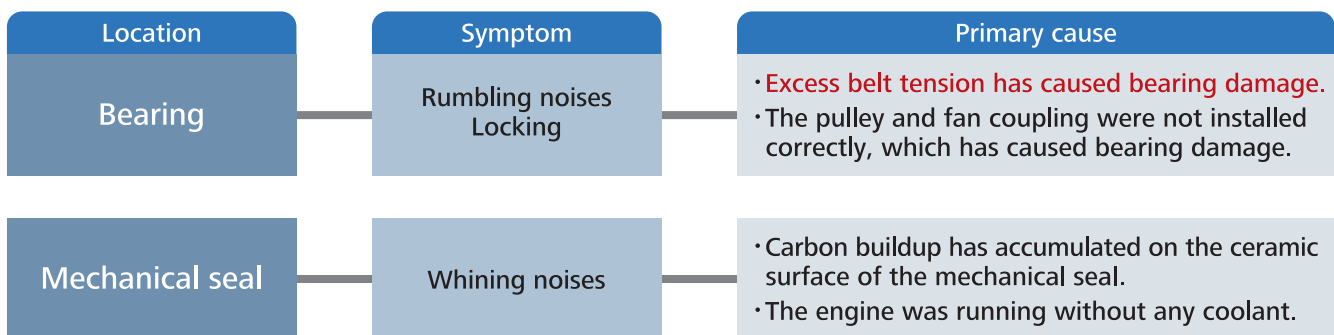
• The water pump is a consumable part, and if it breaks down it can disable operation. It is recommended to change the pump on a regular basis such as when getting your car major-serviced, changing the timing belt, and etc.

# 2 Possible causes of issues

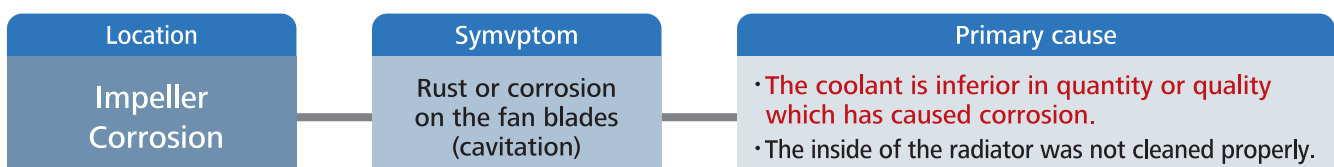
## Symptoms of water pump failure water leakage



## Symptoms of water pump failure Abnormal noise



## Symptoms of water pump failure Others



# 3 Examples of water pump failure

## Water leakage - Coolant is leaking from the drainage opening

**Situation** there are traces of coolant leakage from the drainage opening.

However, if the traces of leakage are wet, or the coolant in the reservoir tank is clearly lower after a month, it is possible that there is water leakage.

### Cause

Dirt, particles, or sludge, etc. in the coolant get caught in the sliding surface of the mechanical seal, which wears the sliding surface down, reducing the effectiveness of the seal and causing water leakage.

### Preventative countermeasures

#### Cleaning

Thoroughly flush the cooling system 2-3 times to remove the stains and rust with the engine running and the original water pump still in place.


#### Coolant

Replace the LLC on a regular basis to the amount and density specified by the manufacturer.

#### Usage of liquid gasket

Do not use the liquid gasket if the gaskets are supplied with the pump. When using liquid gasket, apply evenly so that any excess does not stick out into the water chamber.

## Comparison of a drain leakage for conforming/non-conforming samples.



### Conforming sample

There are traces of leakage, but because it is only temporary, the marks are dried out.



### Non-conforming sample

The traces of leakage are large, the marks are constantly wet or dripping.

## Examples of issues that occur when the fan coupling or some other parts are not installed properly.

### Situation

- The water pump body is damaged
- The water pump bearing section is damaged


### Cause

- The fan coupling was improperly installed (large eccentricity).  
If foreign materials get inside when attaching the pulley sheet and pulley, excessive force is applied to the shaft due to eccentricity. As a result, bearing and body are damaged.


### Preventative countermeasures

- Please reattach them after removing all foreign materials and dirt on the surface of pulley sheet and pulley.
- When replacing the water pump, it is also recommended to replace the fan coupling with a new one.

#### Damaged bearing




#### Damaged body




## 4 Read before water pump installation

If you purposely spin the pulley sheet before installation while the mechanical seal is dry, the carbon part of the mechanical seal (soft while it is new) will scrape the surface of the ceramic, causing the carbon on both surfaces to create carbon build-up. This may result in making abnormal whining noises.

### 1. Do not spin while it is dry.



### 2. Mechanical seal part breakdown



Carbon section

Ceramic section

If you repeatedly spin while it is dry, carbon will stick to the ceramic part and potentially make abnormal noises.

## www.aisinaftermarket.jp

### 4 New Features

- 1 Quick Search Part Number Interchange
- 2 Catalog Download
- 3 New Topics
- 4 Product Details



### 1 Quick Search

Shorten application  
look up time!

Look up Genuine No. to AISIN No. directly and shorten product inquiry time by accessing our online part number interchange.

### 2 Catalog Download

Direct access to sales  
promotion tools!

Catalogs, bulletins, diagnostic manuals, and other helpful marketing items that may help in promoting AISIN products.

### 3 Product Detail

Expanded AISIN Aftermarket  
Product Line-Up!

AISIN, known world-wide as a leader in clutch technology, has other OE Matched quality parts available. Check out our other product lines for your aftermarket needs.

### 4 New Topics

News from around the world!

Keep up to date with developments from AISIN affiliates across the globe. The ideal place for international information exchange for the ever expanding global market.



### **IMPORTANT NOTICE**

The purpose of this catalog is to furnish our customers with as complete a listing of their water pump parts requirements as possible.

All listings, applications or interchanges contained in this catalog are based on the latest information available at the time of printing. Every effort has been made to ensure that the information contained in this catalog is correct, but we do not assume any responsibility for errors which may occur.

All references to manufactures names or part numbers are only used as a guide when ordering water pump parts.

# **Water Pump Catalog**

# SPECIFIC INDEX FOR TOYOTA

CAR NAME	PAGE
4 RUNNER	16
86	16
AGYA	16
ALLEX	25
ALLION	16
ALPHARD	17
ALTEZZA	17
ALTIS	25
AQUA	47
ARISTO	17
AURION	20
AURIS	17
AVALON	18
AVANZA	18
AVENSIS	18
AVENSIS VERSO	46
AXIO	25
AYGO	19
bB	19
BELTA	19
BLADE	19
BLIZZARD	19
BREVIS	47
C-HR	19
CALDINA	19
CALYA	20
CAMI	20
CAMRY	20
CARINA	21
CELICA	23
CELSIOR	24
CENTURY	24
CHASER	44
COASTER	24
COMFORT	25
COROLLA	25
COROLLA II	51
CORONA	28
CORSA	51
CRESSIDA	30
CRESTA	44
CROWN	30
CROWN COMFORT	30
CURREN	32
CYNOS	46
DELIBOY	32
DUET	32
DYNA	32
E'Z	35
ECHO	54

CAR NAME	PAGE
ESQUIRE	45
ESTIMA	46
ETIOS	35
FIELDER	25
FJ CRUISER	35
FORTUNER	35
FUNCARGO	54
GAIA	35
GRAND HIACE	35
GRANVIA	35
GT86	16
HARRIER	35
HIACE	35
HIACE TRUCK	36
HIGHLANDER	37
HILUX	37
HILUX SURF	16
INNOVA	38
IPSUM	46
IQ	39
ISIS	39
IST	54
IZOA	39
JPN TAXI	25
KIJANG	39
KIJANG INNOVA	38
KLUGER	37
LANDCRUISER	39
LITEACE	43
LIVA	35
MAJESTA	30
MARK II	44
MARK X	45
MARK X ZIO	45
MASTER ACE	51
MATRIX	45
MEGACRUISER	45
MIRAI	45
MODEL F	51
MR-S	45
MR2	45
MR2 SPYDER	45
NADIA	45
NOAH	45
OPA	45
ORIGIN	45
PASEO	46
PASSO	46
PICNIC	46
PIXIS	46

# SPECIFIC INDEX FOR TOYOTA / LEXUS

CAR NAME	PAGE
PLATZ	54
PORTE	46
PRADO	39
PREMIO	16
PREVIA	46
PRIUS	47
PRIUS C	47
PRIUS V/ +/ $\alpha$	47
PROBOX	47
PROGRES	47
PRONARD	47
QUALIS	47
QUICKDELIVERY	47
RACTIS	48
RAUM	48
RAV4	48
REGIUSACE	35
REIZ	49
ROOMY	49
RUKUS	54
RUSH	49
SAI	49
SCEPTER	49
SCION FR-S	16
SEQUOIA	52
SERA	49
SIENNA	49
SIENTA	49
SOARER	49
SOLUNA	53
SPACIO	50
SPADE	46
SPARKY	50
SPRINTER	25
STARLET	50
STOUT	50
SUCCEED	47
SUPRA	50
T100	51
TACOMA	51
TAMARAW REVO	39
TANK	49
TARAGO	46
tC	51
TERCEL	51
TOWN ACE	51

CAR NAME	PAGE
TOYOACE	32
TOYOTA 1000	52
TOYOTA 5000	52
TOYOTA 6000	52
TUNDRA	52
UNSER	39
URBAN CRUISER	52
VAN	52
VANGUARD	48
VELLFIRE	17
VENZA	52
VEROSSA	52
VERSO	25, 53
VERSO-S	48
VIOS	53
VISTA	20
VITZ	54
VOLTZ	53
VOXY	45
WIGO	16
WILL CYPHA	53
WILL VI	53
WILL VS	53
WINDOM	54
WISH	54
xA	54
xB	54
xD	54
YARIS	54
ZELAS	51

CAR NAME	PAGE	
LEXUS	CT	41
	ES	41, 54
	GS	17, 41
	GX	42
	HS	42
	IS	17, 42
	LC	42
	LS	24, 42
	LX	42
	NX	42
	RC	42
	RX	35, 42
	SC	43, 49
	UX	43

# TOYOTA

TOYOTA  
LEXUS

Model	Year	Engine Type	Body Type	Remarks	AISIN No.	Genuine No.	
<b>4 RUNNER / HILUX SURF</b>	2200	88.08-97.08	4Y#	YN106,13#		<b>WPT-016A</b>	16100-79037
	2400	83.08-87.08	2L#	LN5#,6#		<b>WPT-013A</b>	16100-59139
		84.08-99.09	22R#	RN5#,6#,7#,8#,90,10#,110,12#,13#		<b>WPT-007A</b>	16100-39346
	2700	95.11-	3RZFE	RZN18#		<b>WPT-044</b>	16100-79445
		09.11-	2TRFE	TRN28#		<b>WPT-044</b>	16100-79445
	2800	88.08-01.06	3L	LN10#,111,13#		<b>WPT-001A</b>	16100-59257
	3000	87.11-89.03	3VZE	VZN6#		<b>WPT-098</b>	16100-69465
		88.08-89.12	3VZE	VZN10#,110	RIGHT HUNDLE	<b>WPT-098</b>	16100-69465
		88.08-90.02	3VZE	VZN105,110	ATM	<b>WPT-030</b>	16100-69475
		88.08-90.02	3VZE	VZN85,90		<b>WPT-098</b>	16100-69465
		88.08-90.02	3VZE	VZN85,90	TOWING PACKAGE, 10T	<b>WPT-030</b>	16100-69475
		88.08-92.08	3VZE	VZN120,85,95,13#		<b>WPT-030</b>	16100-69475
		89.12-90.02	3VZE	VZN100	DLX	<b>WPT-098</b>	16100-69465
		89.12-90.02	3VZE	VZN100	SR5	<b>WPT-030</b>	16100-69475
		89.12-90.02	3VZE	VZN105	USA	<b>WPT-098</b>	16100-69465
		89.12-90.02	3VZE	VZN105	CANADA	<b>WPT-030</b>	16100-69475
		89.12-90.02	3VZE	VZN110	RIGHT HUNDLE	<b>WPT-098</b>	16100-69465
		90.02-92.08	3VZE	VZN10#,110,13#		<b>WPT-030</b>	16100-69475
		92.08-95.11	3VZE	VZN100,110,13#		<b>WPT-032</b>	16100-69485
		92.08-95.11	3VZE	VZN120,85,9#		<b>WPT-032</b>	16100-69485
		93.08-95.01	3VZE	VZN110	4FC	<b>WPT-099</b>	16100-69495
		93.08-95.01	3VZE	VZN90	RIGHT HUNDLE	<b>WPT-099</b>	16100-69495
	95.11-09.	1KZT/ TE	KZN185,205,215	W/ SC	<b>WPT-109</b>	16100-69357	
01.06-04.01	5L	LN205		<b>WPT-001A</b>	16100-09092		
01.06-04.01	5L	LN205		<b>WPT-001A</b>	16100-09102		
01.06-04.12	5L	LN205		<b>WPT-001A</b>	16100-59257		
3400	95.11-02.09	5VZFE	VZN18#		<b>WPT-100</b>	16100-69545	
4000	02.11-	1GRFE	GRN21#		<b>WPT-136</b>	16100-39406	
	09.08-	1GRFE	GRN28#		<b>WPT-169</b>	16100-39545	
4700	02.08-	2UZFE	UZN21#		<b>WPT-125</b>	16100-59276	
<b>86/ GT86/ SCION FR-S</b>	2000	12.03-	FA20	ZN6,ZN6A#		<b>WPF-027</b>	SU003-00401
<b>AGYA / WIGO</b>	1000	12.12-17.04	1KRDE	B100		—	16100-B9027
		17.04-	1KRVE	B100		—	16100-B9027
	1200	17.04-	3NRVE	B101		<b>WPT-198</b>	16100-B9490
<b>ALLION / PREMIO</b>	1500	01.12-07.05	1NZFE	NZT240		<b>WPT-111</b>	16100-29158
		07.05-	1NZFE	NZT260		<b>WPT-111</b>	16100-29158
	1800	01.12-	1ZZFE	ZZT24#		<b>WPT-106</b>	16100-29415
		07.05-09.06	2ZRFE	ZRT260,265	&bolt 91551-80825(3 pieces)	<b>&amp; WPT-140</b>	16100-39465
		09.06-12.12	2ZRFE	ZRT260,265		<b>WPT-140</b>	16100-39466
	2000	12.12-	2ZRFAE	ZRT260,265		<b>WPT-195</b>	16100-39565
		01.12-07.05	1AZFSE	AZT240	<b>*1.</b>	<b>WPT-129</b>	16100-28041
		07.05-09.06	3ZRFAE	ZRT26#	&bolt 91551-80825(3 pieces)	<b>&amp; WPT-140</b>	16100-39465
09.06-12.12	3ZRFAE	ZRT26#		<b>WPT-140</b>	16100-39466		
12.12-	3ZRFAE	ZRT261		<b>WPT-195</b>	16100-39565		

※ : Components may slightly differ from GENUINE No.

◇ : Complete Assembly Only.

& : Part No. requires additional components for installation.

**\*1.** : Engine #0XXXXXX~#6XXXXXX and #HXXXXXX~#KXXXXXX

**\*2.** : Engine #CXXXXXX~#GXXXXXX

# TOYOTA / LEXUS

Model	Year	Engine Type	Body Type	Remarks	AISIN No.	Genuine No.	
<b>ALPHARD / VELLFIRE</b>	2400	02.05-08.04	2AZFE	ANH10,15	<b>*1.</b> HV <b>*2.</b> <b>*1.</b> <b>*1.</b>	<b>WPT-129</b>	16100-28041
		03.06-08.04	2AZFXE	ATH10		<b>WPT-135</b>	16100-28051
		08.04-	2AZFE	ANH2#		<b>WPTS-008</b>	16100-0H050
		08.04-	2AZFE	ANH2#		<b>WPT-129</b>	16100-28041
		11.10-	2AZ#	ATH20		<b>WPT-129</b>	16100-28041
	2500	15.01-	2ARFXE	AYH30	HV Inverter cooling	<b>WQT-002</b>	G9040-33030
		15.01-	2ARFXE	AYH30	HV	<b>WPT-200</b>	16100-39575
		15.01-18.12	2ARFE	AGH30,3#		<b>WPT-194</b>	16100-39515
	3000	02.05-	1MZFE	MNH1#		<b>WPT-057</b>	16100-29085
	3500	09.03-	2GRFE	GGH2#		<b>WPT-142</b>	16100-39456
15.01-		2GRFE	GGH3#		<b>WPT-142</b>	16100-39456	
18.01-		2GRFKS	GGH30,3#		<b>WPT-199</b>	16100-39615	
<b>ALTEZZA / LEXUS IS</b>	2000	98.10-05.07	1GFE	GXE10,15		<b>WPT-112</b>	16100-79285
		98.10-05.07	3SGE	SXE10		<b>WPT-127</b>	16100-79226
	3000	01.06-05.07	2JZGE	JCE10,15	W/ SC	<b>WPT-116</b>	16100-49877
		01.06-05.07	2JZGE	JCE10,15	WO/ SC	<b>WPT-155</b>	16110-49156
<b>ARISTO / LEXUS GS</b>	3000	91.10-95.06	2JZGE	JZS147	W/ SC, &:90445-12291 DRAIN HOSE	<b>&amp; WPT-110</b>	16100-49835
		91.10-95.06	2JZGE	JZS147	WO/ SC, &:90445-12291 DRAIN HOSE	<b>&amp; ◇ WPT-110</b>	16110-49115
		91.10-97.08	2JZGTE	JZS147	TURBO	—	16110-46011
		95.06-97.08	2JZGE	JZS147	W/ SC	<b>WPT-110</b>	16100-49838
		97.08-05.01	2JZGE	JZS160	W/ SC	<b>WPT-116</b>	16100-49877
		97.08-05.01	2JZGE	JZS160	WO/ SC	<b>WPT-155</b>	16110-49156
		97.08-05.01	2JZGTE	JZS161	TURBO WO/ SC	<b>WPT-038</b>	16110-49097
		97.08-05.01	2JZGTE	JZS161	TURBO W/ SC	<b>※ WPT-038</b>	16100-49847
	4000	92.10-97.08	1UZFE	UZS143		<b>WPT-027</b>	16100-50023
<b>AURIS</b>	1200	15.03-	8NRFTS	NRE185		<b>WPT-201</b>	16100-80014
		18.06-	8NRFTS	NRE210		<b>WPT-201</b>	16100-80014
	1300	08.09-13.08	1NRFE	NRE150,180	&Bolt91552-81050(involved)	<b>WPT-181</b>	16100-80004
		13.08-	1NRFE	NRE180		<b>WPT-181</b>	16100-80010
	1400	06.10-08.12	1NDTV	NDE150		<b>WPT-157</b>	16100-39395
		06.10-08.12	4ZZFE	ZZE150		<b>WPT-106</b>	16100-29415
		07.02-09.02	1NDTV	NDE150		<b>WPT-157</b>	16100-39395
		08.12-12.10	1NDTV	NDE150		<b>WPT-180</b>	16100-39526
		12.10-15.05	1NDTV	NDE180		<b>WPT-180</b>	16100-09610
	1500	06.10-	1NZFE	NZE151,154		<b>WPT-111</b>	16100-29158
		12.08-	1NZFE	NZE181,184		<b>WPT-111</b>	16100-29158
	1600	06.10-09.06	1ZRF#	ZRE15#	&bolt 91551-80825(3 pieces)	<b>&amp; WPT-140</b>	16100-39465
		08.10-09.09	1ZR#	ZRE15#		—	16100-09500
		09.06-	1ZRF#	ZRE15#		<b>WPT-140</b>	16100-39466
		09.09-	1ZRF#	ZRE15#		<b>WPT-140</b>	16100-09501
		12.10-	1ZRFAE	ZRE185		<b>WPT-140</b>	16100-39466
		12.10-	1ZRFAE	ZRE185		<b>WPT-140</b>	16100-09501
	1800	06.10-09.06	2ZRF#	ZRE15#	&bolt 91551-80825(3 pieces)	<b>&amp; WPT-140</b>	16100-39465
		08.10-09.09	2ZRFE/ FAE	ZRE15#		—	16100-09500
09.02-		2ZRFE/ FAE	ZRE15#		<b>WPT-140</b>	16100-09501	
09.06-		2ZRFE/ FAE	ZRE15#		<b>WPT-140</b>	16100-39466	

※ : Components may slightly differ from GENUINE No.

◇ : Complete Assembly Only.

& : Part No. requires additional components for installation.

**\*1.** : Engine #0XXXXXX~#6XXXXXX and #HXXXXXX~#KXXXXXX

**\*2.** : Engine #CXXXXXX~#GXXXXXX

# TOYOTA

Model	Year	Engine Type	Body Type	Remarks	AISIN No.	Genuine No.		
<b>AURIS</b>	1800	10.06-	2ZRFXE	ZWE150,186	HV	<b>WPT-190</b>	161A0-29015	
		10.06-	2ZRFXE	ZWE186	HV Inverter cooling	<b>WQT-001</b>	G9040-52010	
		12.08-15.03	2ZRFE	ZRE18#		<b>WPT-140</b>	16100-39466	
		15.03-	2ZRFE	ZRE182		<b>WPT-195</b>	16100-39565	
		18.06-	2ZRFXE	ZWE211	HV	<b>WPT-205</b>	161A0-39035	
	2000	06.10-09.10	1ADFTV	ADE150		<b>WPT-145</b>	16100-29495	
		07.02-	1ADFTV	ADE15#		<b>WPT-145</b>	16100-09340	
		12.10-	1ADFTV	ADE186		—	16100-09580	
		18.06-	M20AFKS	MZEA12	Water inlet housing sub-Assy	—	16032-24010	
	2200	07.02-	2ADFHV	ADE15#		<b>WPT-145</b>	16100-09340	
<b>AVALON</b>	2500	12.11-	2ARFXE	AVX40	HV	<b>WPT-191</b>	161A0-39025	
		12.11-	2ARFXE	AVX40	HV Inverter cooling	<b>WQT-002</b>	G9040-33030	
	3000	94.09-05.01	1MZFE	MCX10,20		<b>WPT-057</b>	16100-29085	
	3500	05.01-07.07	2GRFE	GSX30		<b>WPT-142</b>	16100-39456	
		07.07-	2GRFE	GSX30,40		<b>WPT-142</b>	16100-09441	
18.04-	2GRFKS	GSX50		<b>WPT-199</b>	16100-09690			
<b>AVANZA</b>	1300	03.12-13.01	K3DE/VE	F601,651		<b>WPT-117</b>	16100-B9010	
		13.02-14.11	K3VE	F651		—	16100-B9021	
		14.12-15.02	K3VE	F651		<b>WPT-117</b>	16100-B9011	
		15.03-15.08	K3VE	F651		—	16100-B9022	
		15.07-19.04	1NRVE	F653		<b>WPT-198</b>	16100-B9490	
	1500	06.08-	3SZVE	F602		<b>WPT-117</b>	16100-B9010	
		11.11-13.01	3SZVE	F652		<b>WPT-117</b>	16100-B9010	
		13.02-14.11	3SZVE	F652		—	16100-B9021	
		14.12-15.02	3SZVE	F652		<b>WPT-117</b>	16100-B9011	
		15.03-15.08	3SZVE	F652		—	16100-B9022	
15.07-19.04	2NRVE	F654		<b>WPT-198</b>	16100-B9490			
<b>AVENSIS</b>	1600	97.10-00.07	4AFE	AT220		—	16110-09021	
		97.10-00.07	4AFE	AT220		<b>WPT-108</b>	16100-19355	
		00.07-01.07	3ZZFE	ZZT22#	&bolt 91511-G0622(2 pieces)	<b>&amp; WPT-106</b>	16100-29095	
		01.07-08.11	3ZZFE	ZZT22#,25#		<b>WPT-106</b>	16100-29415	
		08.11-09.06	1ZRFAE	ZRT270,271	&bolt 91551-80825(3 pieces)	<b>&amp; WPT-140</b>	16100-39465	
		08.11-09.09	1ZRFAE	ZRT270,271		—	16100-09500	
		09.06-15.05	1ZRFAE	ZRT270,271		<b>WPT-140</b>	16100-39466	
		09.09-15.05	1ZRFAE	ZRT270,271		<b>WPT-140</b>	16100-09501	
		1800	97.10-00.07	7AFE	AT221		<b>WPT-078</b>	16110-19185
			97.10-00.07	7AFE	AT221		—	16110-09031
	97.10-00.07		7AFE	AT221		<b>WPT-033A</b>	16100-19305	
	00.07-01.07		1ZZFE	ZZT22#	&bolt 91511-G0622(2 pieces)	<b>&amp; WPT-106</b>	16100-29095	
	01.07-08.11		1ZZFE	ZZT22#,25#		<b>WPT-106</b>	16100-29415	
	08.11-09.06		2ZRFAE	ZRT270,271	&bolt 91551-80825(3 pieces)	<b>&amp; WPT-140</b>	16100-39465	
	08.11-09.09		2ZRFAE	ZRT270,271		—	16100-09500	
	09.06-15.05		2ZRFAE	ZRT270,271		<b>WPT-140</b>	16100-39466	
	09.09-15.05		2ZRFAE	ZRT270,271		<b>WPT-140</b>	16100-09501	
	15.05-		2ZRFAE	ZRT271		<b>WPT-195</b>	16100-39565	
	2000	97.10-98.11	2CT#	CT220		<b>※WPT-126</b>	16100-64H06	

※ : Components may slightly differ from GENUINE No.

◇ : Complete Assembly Only.

& : Part No. requires additional components for installation.

\*1. : Engine #0XXXXXX~#6XXXXXX and #HXXXXXX~#KXXXXXX

\*2. : Engine #CXXXXXX~#GXXXXXX

# TOYOTA

Model	Year	Engine Type	Body Type	Remarks	AISIN No.	Genuine No.
<b>AVENSIS</b>	2000	97.10-00.07	2CT# CT220	W/ SC  <b>*1.</b>  <b>*1.</b> &bolt 91551-80825(3 pieces)  SED	<b>WPT-126</b>	16100-69435
		97.10-01.05	3SFE ST220		<b>WPTK-010</b>	16100-79186
		99.08-	1CDFTV CDT220		<b>WPT-120</b>	16100-29135
		00.07-08.10	1AZF# AZT220,250		<b>WPT-129</b>	16100-28041
		03.03-06.04	1CDFTV CDT250		<b>WPT-118</b>	16100-29185
		06.04-	1ADFTV ADT25#		<b>WPT-145</b>	16100-09340
		08.11-	1ADFTV ADT270		<b>WPT-145</b>	16100-29495
		08.11-	1ADFTV ADT270		<b>WPT-145</b>	16100-09340
		08.11-	1AZFE AZT270		<b>WPT-129</b>	16100-28041
		08.11-09.06	3ZRF# ZRT272		<b>&amp; WPT-140</b>	16100-39465
		09.06-15.05	3ZRF# ZRT272		<b>WPT-140</b>	16100-39466
		11.11-	1ADFTV ADT270		<b>WPT-145</b>	16100-09340
		11.11-	1ADFTV ADT270		—	16100-09580
	15.07-	3ZRFAE ZRT272	<b>WPT-195</b>	16100-39565		
	2200	97.09-98.11	3CTE CXM10	PICNIC	<b>※WPT-126</b>	16100-64H06
		98.11-	3CTE CXM10	PICNIC	<b>WPT-126</b>	16100-69435
		05.04-08.11	2AD# ADT25#		<b>WPT-145</b>	16100-09340
		08.11-	2ADFHV ADT271		<b>WPT-145</b>	16100-09340
		08.11-	2ADFHV ADT271		<b>WPT-145</b>	16100-29495
		08.11-11.11	2ADFTV ADT271		<b>WPT-145</b>	16100-29495
08.11-11.11		2ADFTV ADT271		<b>WPT-145</b>	16100-09340	
11.11-	2AD# ADT271		<b>WPT-145</b>	16100-09340		
2400	03.07-08.10	2AZFSE AZT251	<b>*1.</b>	<b>WPT-129</b>	16100-28041	
<b>AYGO</b>	1000	05.02-05.08	1KRFE KGB10		—	16100-09240
		05.08-	1KRFE KGB10		<b>WPT-186</b>	16100-09530
	1400	05.05-10.09	2WZTV WNB10		—	SU001-00596
<b>bB</b>	1300	00.01-05.12	2NZFE NCP30		<b>WPT-111</b>	16100-29158
		06.01-	K3VE QNC20,25		<b>WPT-117</b>	16100-B9011
	1500	00.01-05.12	1NZFE NCP31,34,35		<b>WPT-111</b>	16100-29158
		06.01-	3SZVE QNC21		<b>WPT-117</b>	16100-B9011
<b>BELTA</b>	1000	05.11-12.06	1KRFE KSP92		<b>WPT-186</b>	16100-80007
	1300	05.11-12.06	2NZFE NCP96		<b>WPT-111</b>	16100-29158
		05.11-12.06	2SZFE SCP92		<b>WPT-117</b>	16100-29117
<b>BLADE</b>	2400	06.12-12.04	2AZFE AZE154,156	<b>*2.</b>	<b>WPTS-008</b>	16100-0H050
		10.11-	2AZFE AZE15#	<b>*1.</b>	<b>WPT-129</b>	16100-28041
	3500	07.08-09.12	2GRFE GRE156		<b>WPT-142</b>	16100-39456
<b>BLIZZARD</b>	2400	84.05-90.02	2L# LD2#		<b>WPT-013A</b>	16100-59139
<b>C-HR</b>	1200	16.10-	8NRFTS NGX10,50		<b>WPT-201</b>	16100-80014
	1800	16.10-	2ZRFXE ZYX10	HV	<b>WPT-205</b>	161A0-39035
		18.02-	2ZRFBE ZGX11		<b>WPT-195</b>	16100-39565
	2000	16.10-	3ZRFAE ZGX10		<b>WPT-195</b>	16100-39565
18.08-		M20AFKS MAXA10	CHINA, Water inlet housing sub-Assy	—	16032-24010	
<b>CALDINA</b>	1500	92.11-96.11	5EFE ET196	WO/ SC	<b>WPT-107A</b>	16110-19106
		92.11-02.06	5EFE ET196	W/ SC	<b>WPT-011A</b>	16100-19226
		96.11-02.06	5EFE ET196	WO/ SC	<b>WPT-006</b>	16110-19107
	1800	92.11-96.10	4SFE ST190,19#	W/ SC	<b>WPTK-010</b>	16100-79186

※ : Components may slightly differ from GENUINE No.

◇ : Complete Assembly Only.

& : Part No. requires additional components for installation.

**\*1.** : Engine #0XXXXXX~#6XXXXXX and #HXXXXXX~#KXXXXXX

**\*2.** : Engine #CXXXXXX~#GXXXXXX

# TOYOTA

TOYOTA  
LEXUS

Model	Year	Engine Type	Body Type	Remarks	AISIN No.	Genuine No.	
<b>CALDINA</b>	1800	96.01-02.08	7AFE	AT191,211		<b>WPT-033A</b>	16100-19305
		96.01-02.08	7AFE	AT191,211	AISAN	—	16110-19176
		96.01-02.08	7AFE	AT191,211	AISIN	<b>WPT-078</b>	16110-19185
		02.09-03.11	1ZZFE	ZZT241		<b>WPT-106</b>	16100-29415
	2000	92.11-98.11	2C/ 2CT	CT190,196,198		<b>WPT-126</b>	16100-69435
		92.11-02.08	3SFE	ST191,195,198,210,215	W/ SC	<b>WPTK-010</b>	16100-79186
		95.02-97.08	3SGE	ST195	W/ SC	<b>WPT-127</b>	16100-79226
		97.08-02.08	3SG#	ST21#	W/ SC	<b>WPT-127</b>	16100-79226
		02.09-07.06	1AZFSE	AZT241,246	<b>*1.</b>	<b>WPT-129</b>	16100-28041
		02.09-07.06	3SGTE	ST246	W/ SC	<b>WPT-127</b>	16100-79226
	2200	97.08-02.06	3CE	CT197,199		<b>WPT-126</b>	16100-69435
		97.08-02.09	3CTE	CT216		<b>WPT-126</b>	16100-69435
<b>CALYA</b>	1200	16.06-	3NRVE	B401		<b>WPT-198</b>	16100-B9490
<b>CAMI</b>	1300	99.05-00.05	HCEJ	J100		—	16100-B9250
		00.05-01.12	K3V#	J102,122		※ <b>WPT-183</b>	16100-B9150
		01.12-05.12	K3V#	J102,122		<b>WPT-117</b>	16100-B9011
<b>CAMRY / AURION / VISTA</b>	1800	82.10-88.08	1S#	SV1#,20		※ <b>WPT-097</b>	16100-69077
		83.08-86.10	1CTL/ C	CV1#		※ <b>WPT-004</b>	16100-64H04
		88.08-90.07	4SFI	SV2#	W/ SC	<b>WPTK-010</b>	16100-79186
		90.07-94.06	4SFE	SV3#	W/ SC	<b>WPTK-010</b>	16100-79186
		94.06-	4SFE	SV4#	W/ SC	<b>WPTK-010</b>	16100-79186
		98.06-01.07	1ZZFE	ZZV50	&bolt 91511-G0622(2 pieces)VISTA	<b>&amp; WPT-106</b>	16100-29095
		01.07-	1ZZFE	ZZV50		<b>WPT-106</b>	16100-29415
	2000	82.10-86.10	2SE#	SV10,11		※ <b>WPT-097</b>	16100-69077
		83.08-90.05	2CT/ L/ LC	CV1#,20		※ <b>WPT-004</b>	16100-64H04
		84.06-90.07	3SGE/ LU	SV12,21		※ <b>WPT-060</b>	16100-79096
		86.08-91.09	3SFE	SV21	W/ SC	<b>WPTK-010</b>	16100-79186
		87.04-92.08	1VZFE	VZV20,3#		<b>WPT-002</b>	16100-69455
		87.10-91.06	3SFE	SV2#	W/ SC	<b>WPTK-010</b>	16100-79186
		89.08-91.09	3SFE	SV21	W/ SC	<b>WPTK-010</b>	16100-09030
		90.05-94.06	2CT	CV20,30	TURBO	※ <b>WPT-126</b>	16100-64H06
		90.07-92.06	3SGE	SV32,33		※ <b>WPT-056</b>	16100-79176
		90.07-94.06	3SFE	SV32,33,35	W/ SC	<b>WPTK-010</b>	16100-79186
		92.08-	3SFE	SXV1#	W/ SC JPP	<b>WPTK-010</b>	16100-79186
		94.06-98.06	3SFE	SV41,42,43	W/ SC	<b>WPTK-010</b>	16100-79186
		98.06-01.08	3SF#	SV5#	W/ SC	<b>WPTK-010</b>	16100-79186
		01.08-03.07	1AZFSE	AZV50,55	VISTA <b>*1.</b>	<b>WPT-129</b>	16100-28041
		01.08-06.11	1AZFE	ACV3#	<b>*1.</b>	<b>WPT-129</b>	16100-28041
		02.03-06.11	1AZFE	ACV3#	<b>*1.</b>	<b>WPT-129</b>	16100-0H020
		02.03-06.11	1AZFE	ACV3#	<b>*1.</b>	<b>WPT-129</b>	16100-0H030
		06.05-12.06	1AZFE	ACV41	<b>*2.</b>	<b>WPTS-008</b>	16100-0H060
		06.05-15.03	1AZFE	ACV4#,51	TAIWAN <b>*2.</b>	<b>WPTS-008</b>	16100-0H060
		09.02-	1AZFE	AHV41	<b>*2.</b>	<b>WPTS-008</b>	16100-0H060
11.12-	1AZFE	ACV51	<b>*2.</b>	<b>WPTS-008</b>	16100-0H060		
15.02-	6ARFSE	ASV51,71		—	16100-09700		
2200	91.06-	5SFE	SXV1#	W/ SC	<b>WPTK-010</b>	16100-79186	

※ : Components may slightly differ from GENUINE No.

◇ : Complete Assembly Only.

& : Part No. requires additional components for installation.

**\*1.** : Engine #0XXXXXX~#6XXXXXX and #HXXXXXX~#KXXXXXX

**\*2.** : Engine #CXXXXXX~#GXXXXXX

# TOYOTA

Model	Year	Engine Type	Body Type	Remarks	AIN No.	Genuine No.	
<b>CAMRY / AURION / VISTA</b>	2200	91.09-96.07	5SFE	SXV10		※WPT-010A	16100-09040
		94.06-	3CT	CV4#		—	16100-69377
		96.07-	5SF#	SXV2#	W/ SC	WPTK-010	16100-79186
		96.07-	5SF#	SXV2#		※WPT-010A	16100-09040
	2400	01.07-	2AZFE	ACV30	USA	WPT-801	16100-0H010
		01.07-06.11	2AZFE	ACV3#	*1.	WPT-129	16100-28041
		02.03-06.11	2AZFE	ACV3#	TAIWAN *1.	WPT-129	16100-0H020
		02.03-06.11	2AZFE	ACV3#	*1.	WPT-129	16100-0H030
		06.01-	2AZFE	ACV4#	*2.	WPTS-008	16100-0H050
		06.01-	2AZFE	ACV40	*1.	WPT-129	16100-28041
		06.01-09.03	2AZFE	ACV40		WPT-801	16100-0H010
		06.03-	2AZFXE	AHV40	*1.	WPT-129	16100-28041
		06.05-11.12	2AZFE	ACV4#	TAIWAN *2.	WPTS-008	16100-0H060
		06.06-	2AZFE	ACV40	*1.	WPT-129	16100-0H030
		06.10-	2AZFXE	AHV40		WPT-801	16100-0H010
		09.02-	3AZFXE	AHV41	*2.	WPTS-008	16100-0H060
		2500	88.02-	2VZFE	VZV21		WPT-002
	91.05-94.06		4VZFE	VZV3#		WPT-002	16100-69455
	96.12-01.09		2MZFE	MCV21,25		WPT-057	16100-29085
	09.01-		2ARFE	ASV40		WPT-194	16100-39515
	09.03-		2ARFE	ASV40		WPT-805	16100-09515
	11.08-		2ARFXE	AVV50	HV Inverter cooling	WQT-002	G9040-33030
	11.08-18.09		2ARFXE	AVV50	HV	WPT-191	161A0-39025
	11.08-18.11		2ARFE	ASV50		WPT-194	16100-39515
	11.09-		2ARFE	ASV50		WPT-805	16100-09515
	11.12-		2ARFE	ASV50	TAIWAN	WPT-194	16100-09600
	12.05-		4ARFXE	AVV50	HV CHINA	WPT-191	161A0-39025
17.06-	A25AFX, A25#		AXVA70,AXVH71	Water inlet housing sub-Assy	—	16032-25010	
17.09-	2ARFE	ASV50		WPT-194	16100-39515		
3000	91.06-97.08	3VZFE	VCV10		WPT-002	16100-69455	
	93.08-	1MZFE	MCV10,20,3#		WPT-057	16100-29085	
3300	01.07-	3MZFE	MCV3#		WPT-057	16100-29085	
3500	06.01-	2GRFE	GSV40		WPT-142	16100-39456	
	06.02-09.01	2GRFE	GSV40		WPT-142	16100-09440	
	09.01-11.08	2GRFE	GSV40		WPT-142	16100-09441	
	11.08-	2GRFE	GSV50		WPT-142	16100-39456	
	11.09-	2GRFE	GSV50		WPT-142	16100-09441	
	17.06-	2GRFKS	GSV70		WPT-199	16100-09690	
17.06-	2GRFKS	GSV70		WPT-199	16100-39615		
<b>CARINA</b>	1500	81.09-87.12	3AU	AA60		WPT-072	16100-19037
		81.09-87.12	3AU	AA60		—	16110-19115
		83.08-88.04	5KJ	KA67		WPT-026	16100-19077
		84.05-88.04	3ALU	AT15#		WPT-022	16100-19106
		84.05-88.04	3ALU	AT15#		WPT-008A	16110-19047
88.05-89.10	3E	ET176		※WPT-107A	16100-19195		

※ : Components may slightly differ from GENUINE No.

◇ : Complete Assembly Only.

& : Part No. requires additional components for installation.

\*1. : Engine #0XXXXXX~#6XXXXXX and #HXXXXXX~#KXXXXXX

\*2. : Engine #CXXXXXX~#GXXXXXX

# TOYOTA

TOYOTA  
LEXUS

Model	Year	Engine Type	Body Type	Remarks	AISIN No.	Genuine No.	
<b>CARINA</b>	1500	88.05-92.11	3E	ET176		<b>WPT-107A</b>	16110-19106
		88.05-92.11	5AF#	AT17#		<b>WPT-046A</b>	16100-19205
		88.05-92.11	5AF#	AT17#	AISIN	<b>WPT-003A</b>	16110-19076
		88.05-92.11	5AF#	AT17#	AISAN	—	16110-19086
		89.10-92.11	3E	ET176		<b>WPT-011A</b>	16100-19226
		92.08-96.08	5AFE	AT192	AISIN	<b>WPT-018</b>	16110-19205
		92.08-96.08	5AFE	AT192	AISAN	◇ <b>WPT-108</b>	16110-19146
		92.08-96.08	5AFE	AT192		<b>WPT-108</b>	16100-19355
		96.08-99.10	5AFE	AT212		<b>WPT-108</b>	16100-19355
		96.08-99.10	5AFE	AT212	AISAN	◇ <b>WPT-108</b>	16110-19146
	96.08-99.10	5AFE	AT212	AISIN	<b>WPT-018</b>	16110-19205	
	1600	83.05-85.07	4AGEU	AA63		<b>WPT-052</b>	16110-19155
		83.05-85.07	4AGEU	AA63		※ <b>WPT-052</b>	16100-19095
		83.10-88.04	4AL/EL#	AT15#		<b>WPT-022</b>	16100-19106
		83.10-88.04	4AL/EL#	AT15#		<b>WPT-008A</b>	16110-19047
		85.08-88.04	4AGELU	AT160		※ <b>WPT-055</b>	16100-19115
		85.08-88.04	4AGELU	AT160		<b>WPT-055</b>	16110-19165
		87.12-92.11	4AF#	AT17#		<b>WPT-046A</b>	16100-19205
		87.12-92.11	4AF#	AT17#	AISIN	<b>WPT-003A</b>	16110-19076
		87.12-92.11	4AF#	AT17#	AISAN	—	16110-19086
		88.05-92.08	4AGE	AT171		※ <b>WPT-055</b>	16100-19115
		88.05-92.08	4AGE	AT171		<b>WPT-055</b>	16110-19165
		92.08-96.08	4AFE	AT190	AISIN	<b>WPT-018</b>	16110-19205
		92.08-96.08	4AFE	AT190	AISAN	◇ <b>WPT-108</b>	16110-19146
		92.08-96.08	4AFE	AT190		<b>WPT-108</b>	16100-19355
		94.12-97.10	4AFE	AT190		—	16110-09021
		96.08-99.10	4AGE	AT210		<b>WPT-158</b>	16100-19285
	96.08-99.10	4AGE	AT210		<b>WPT-082</b>	16110-19195	
1800	81.09-88.04	1SU	SA60		※ <b>WPT-097</b>	16100-69077	
	82.02-88.04	1C	CA6#		※ <b>WPT-004</b>	16100-64H04	
	82.10-85.07	3TGTEU	TA63		—	16100-88280	
	83.10-88.04	1S#	ST15#		※ <b>WPT-097</b>	16100-69077	
	85.08-89.08	1S#	ST160		※ <b>WPT-097</b>	16100-69077	
	87.08-89.08	1SILU	ST160		<b>WPT-097</b>	16110-69037	
	87.08-93.09	4SFE/ FI	ST162,163,170,18#	W/ SC	<b>WPTK-010</b>	16100-79186	
	89.09-90.01	4SFI	ST18#		—	16100-79136	
	92.08-96.08	4SFE	ST19#	W/ SC	<b>WPTK-010</b>	16100-79186	
	93.09-94.10	4SFE	ST200,201,202,203	W/ SC	<b>WPTK-010</b>	16100-79186	
	94.08-	7AFE	AT191	SEM	—	16110-09031	
	94.08-01.12	7AFE	AT191,211	AISIN	<b>WPT-078</b>	16110-19185	
	94.08-01.12	7AFE	AT191,211		<b>WPT-033A</b>	16100-19305	
	94.08-01.12	7AFE	AT191,211	AISAN	—	16110-19176	
2000	83.10-87.11	2SEL	ST15#		※ <b>WPT-097</b>	16100-69077	
	83.10-90.05	2C/ L	CT150,17#		※ <b>WPT-004</b>	16100-64H04	
	85.08-89.08	3SGELU	ST162		※ <b>WPT-060</b>	16100-79096	
	87.08-93.09	3SF#	ST162,163,171,18#	W/ SC	<b>WPTK-010</b>	16100-79186	

※ : Components may slightly differ from GENUINE No.

◇ : Complete Assembly Only.

& : Part No. requires additional components for installation.

\*1. : Engine #0XXXXXX~#6XXXXXX and #HXXXXXX~#KXXXXXX

\*2. : Engine #CXXXXXX~#GXXXXXX

# TOYOTA

Model	Year	Engine Type	Body Type	Remarks	AISIN No.	Genuine No.		
<b>CARINA</b>	2000	89.09-90.08	3SFE	ST18#		—	16100-79136	
		89.09-93.09	3SGE	ST182,183		※WPT-056	16100-79176	
		90.05-97.10	2C#	CT17#,19#		※WPT-126	16100-64H06	
		92.02-94.02	3SGE	ST191		—	16100-79206	
		92.02-97.10	3SFE	ST19#	W/ SC	WPTK-010	16100-79186	
		93.09-98.04	3SGE	ST202,205	W/ SC	WPT-127	16100-79226	
		93.09-01.12	3SFE	ST200,201,202,203,215	W/ SC	WPTK-010	16100-79186	
		94.02-96.01	3SGE	ST191	W/ SC	WPT-127	16100-79226	
		96.08-98.11	2CT	CT210,215	TURBO	※WPT-126	16100-64H06	
		2200	97.04-98.11	3CTE	CT216,21#	TURBO	※WPT-126	16100-64H06
98.11-01.12	3CTE		CT211,216		WPT-126	16100-69435		
<b>CELICA</b>	1600	81.08-85.07	2T#	TA60		※WPT-049	16100-28020	
		81.08-85.07	2T#	TA60		WPT-049	16110-28010	
		83.08-85.07	4AGE/ GEU	AA63		※WPT-052	16100-19095	
		83.08-85.07	4AGE/ GEU	AA63		WPT-052	16110-19155	
		85.08-89.08	4AG#	AT160		WPT-055	16110-19165	
		85.08-89.08	4AG#	AT160		※WPT-055	16100-19115	
		85.08-89.08	4AL	AT160		WPT-022	16100-19106	
		85.08-89.08	4AL	AT160	AISIN	WPT-008A	16110-19047	
		89.09-93.11	4AFE	AT180	AISIN	WPT-046A	16100-19205	
		89.09-93.11	4AFE	AT180	AISIN	WPT-003A	16110-19076	
	1800	89.09-93.11	4AFE	AT180	AISAN	—	16110-19086	
		2000	81.07-85.07	1SU	SA60		※WPT-097	16100-69077
			82.10-85.07	3/ 4TGTEU	TA63,64		—	16100-88280
			85.08-89.08	1SILU	ST160		※WPT-097	16100-69077
			87.08-89.08	4SFI	ST162,163	W/ SC	WPTK-010	16100-79186
			87.12-89.08	1SILU	ST160		WPT-097	16110-69037
			93.09-	7AFE	AT200	AISAN	—	16110-19176
			93.09-	7AFE	AT200	AISIN	WPT-078	16110-19185
			93.09-	7AFE	AT200		WPT-033A	16100-19305
			99.08-01.07	1ZZFE	ZZT230	&bolt 91511-G0622(2 pieces)	& WPT-106	16100-29095
	99.08-06.04		2ZZGE	ZZT231		—	16100-29146	
	01.07-06.04	1ZZFE	ZZT230		WPT-106	16100-29415		
	2000	81.07-85.12	1GEU	GA61		WPT-035	16100-79015	
		82.08-85.12	1GGEU	GA61		WPT-045	16100-79025	
		83.08-85.12	MTEU	MA63		※WPT-065	16100-49696	
		83.08-85.12	MTEU	MA63		※WPT-065	16110-49066	
		84.08-85.07	21R#	RA6#		WPT-007A	16100-39346	
		85.08-86.08	2SELC	ST161		※WPT-097	16100-69077	
		85.08-89.08	3SG#	ST162,182		※WPT-060	16100-79096	
		86.08-89.08	3SFE	ST162,163	W/ SC	WPTK-010	16100-79186	
		86.10-89.08	3SGTE	ST165		—	16100-79106	
		86.10-89.08	3SGTE	ST165		WPT-056	16110-79115	
89.09-90.08		3SFE	ST182,183		—	16100-79136		
89.09-93.11		3SGE	ST182,183		※WPT-056	16100-79176		
89.10-93.11	3SGTE	ST185		WPT-151	16100-79127			

※ : Components may slightly differ from GENUINE No.

◇ : Complete Assembly Only.

& : Part No. requires additional components for installation.

\*1. : Engine #0XXXXXX~#6XXXXXX and #HXXXXXX~#KXXXXXX

\*2. : Engine #CXXXXXX~#GXXXXXX

# TOYOTA / LEXUS

TOYOTA  
LEXUS

Model	Year	Engine Type	Body Type	Remarks	AISIN No.	Genuine No.	
<b>CELICA</b>	2000	90.08-93.09	3SFE	ST182,183	W/ SC	<b>WPTK-010</b>	16100-79186
		93.09-99.08	3SFE	ST202,203	W/ SC	<b>WPTK-010</b>	16100-79186
		93.09-99.08	3SGE	ST202	TWIN CAM, W/ SC	<b>WPT-127</b>	16100-79226
		94.02-99.08	3SGTE	ST205	TURBO	—	16110-79125
		94.02-99.08	3SGTE	ST205	TURBO	—	16100-79236
	2200	89.09-93.11	5SFE	ST184		—	16100-79136
		91.08-93.09	5SFE	ST184	W/ SC	<b>WPTK-010</b>	16100-79186
		93.09-	5SFE	ST204	W/ SC	<b>WPTK-010</b>	16100-79186
		93.11-	5SFE	ST204		—	16100-79136
	2400	84.08-85.07	22REC	RA6#		<b>WPT-007A</b>	16100-39346
2800	81.07-85.12	5MGE/ EU	MA61		<b>WPT-075</b>	16100-49656	
	83.08-85.12	5ME	MA61		※ <b>WPT-065</b>	16100-49736	
	83.08-85.12	5ME	MA61		※ <b>WPT-065</b>	16110-49086	
<b>CELSIOR / LEXUS LS</b>	4000	89.11-97.07	1UZFE	UCF10,11,20,21		<b>WPT-027</b>	16100-50023
		97.07-00.08	1UZFE	UCF20,21		<b>WPT-125</b>	16100-59276
	4300	00.08-06.02	3UZFE	UCF30,31		<b>WPT-125</b>	16100-59276
<b>CENTURY</b>	4000	82.10-97.03	5VEU	VG40,45		—	16100-52020
	5000	97.04-	1GZFE	GZG50		—	16100-39386
		97.04-	1GZFE	GZG50		—	16110-39046
		18.06-	2URFSE	UWG60		<b>WPT-187</b>	16100-39506
<b>COASTER</b>	2400	84.08-93.01	22R	RB2#		<b>WPT-062</b>	16100-39356
	2700	93.09-07.08	3RZF/ FE	RZB40,5#		<b>WPT-044</b>	16100-79445
		07.01-	2TRFE	TRB40,50,53		<b>WPT-044</b>	16100-79445
	3400	82.05-88.08	3B	BB2#		<b>WPT-074</b>	16100-59105
		82.05-88.08	3B	BB2#		<b>WPT-058</b>	16100-59085
		82.05-88.08	3B	BB20,21	WITHOUT COOLER	<b>WPT-019</b>	16100-59076
		82.05-88.08	3B	BB3#		<b>WPT-074</b>	16100-59105
		84.08-88.08	13B	BB2#		<b>WPT-058</b>	16100-59085
		88.08-93.01	3B	BB2#	MIDDLE EAST(WITH COOLER)	—	16100-59196
		88.08-93.01	3B	BB2#,31		<b>WPT-080</b>	16100-59187
		88.08-93.01	3B	BB21	MIDDLE EAST(WITHOUT COOLER)	<b>WPT-039</b>	16100-59265
		93.01-99.07	3B	BB40,46,5#		<b>WPT-080</b>	16100-59187
	3700	88.08-93.01	14B	BB2#	MIDDLE EAST(WITH COOLER)	—	16100-59196
		88.08-93.01	14B	BB23,24,31		<b>WPT-080</b>	16100-59187
		88.08-93.01	14B	BB32	MTM	<b>WPT-080</b>	16100-59187
		90.01-93.01	14B	BB32	ATM	<b>WPT-039</b>	16100-59265
		93.01-	14B	BB4#	LHD;HRF;26S;TAIWAN SPEC	<b>WPT-080</b>	16100-59187
		93.01-	14B	BB42	WITH COOLER OR/AND BATTERY (48D26R X2)	—	16100-59196
		93.01-07.01	14B	BB42	WITHOUT A/ C	—	16100-59226
		95.05-04.08	14B	BB42	WITHOUT A/ C	<b>WPT-039</b>	16100-59176
		04.08-	14B	BB42	BATTERY(55D23R X2)	—	16100-59196
		4000	82.05-93.01	12HT/ 2H	HB3#		※ <b>WPT-051</b>
	86.10-93.01		3F	FB30		※ <b>WPT-029</b>	16100-69176
86.10-93.01	3F		FB30		<b>WPT-029</b>	16110-61180	
04.08-	N04C/ T		XZB4#,5#		—	16100-E0B60	

※ : Components may slightly differ from GENUINE No.

◇ : Complete Assembly Only.

& : Part No. requires additional components for installation.

\*1. : Engine #0XXXXXX~#6XXXXXX and #HXXXXXX~#KXXXXXX

\*2. : Engine #CXXXXXX~#GXXXXXX

# TOYOTA

Model	Year	Engine Type	Body Type	Remarks	AISIN No.	Genuine No.		
<b>COASTER</b>	4100	95.05-	15BF/ FT	BB4#,5#		<b>WPT-080</b>	16100-59187	
		96.01-99.07	15BF	BB55,58		<b>WPT-080</b>	16100-59187	
		99.07-06.08	15BFTE	BB5#		<b>WPT-171</b>	16100-59295	
		01.08-	1BZFPE/ 15BFT	BB50,BZB40,50		<b>WPT-080</b>	16100-59187	
	4200	93.01-01.08	1HDT	HDB50,51	TURBO	<b>WPT-015</b>	16100-19235	
	93.01-01.08	1HZ	HZB40,41,46,50,56,		<b>WPT-015</b>	16100-19235		
<b>COMFORT / JPN TAXI</b>	1500	17.10-	1NZFXP	NTP10	HV	—	161A0-29035	
<b>COROLLA / ALTIS / SPRINTER / FIELDER / AXIO / ALLEX / VERSO</b>	1200	17.04-	9NRFTS	NRE181	CHINA COROLLA/ LEVIN	<b>WPT-201</b>	16100-80014	
	1300	82.05-86.04	2AU	AL2#	EUROPE	※ <b>WPT-090</b>	16100-19086	
		82.12-87.07	4K#	KE70		<b>WPT-031</b>	16100-19017	
		83.04-87.07	4K/ 4KJ	KE70,72,74		<b>WPT-026</b>	16100-19077	
		83.05-88.07	2AL#	AE8#		<b>WPT-022</b>	16100-19106	
		83.05-88.07	2AL#	AE8#		<b>WPT-008A</b>	16110-19047	
		83.07-87.07	4KU	KE73		<b>WPT-021A</b>	16100-19166	
		84.10-86.04	2EL	EE80		EXCEPT EUROPE	※ <b>WPT-107A</b>	16100-19125
		84.10-86.04	2EL#	EE80		EUROPE	※ <b>WPT-107A</b>	16100-19135
		84.10-88.07	2EL#	EE80			<b>WPT-107A</b>	16110-19106
		86.04-87.04	2EL#	EE80		EUROPE	※ <b>WPT-107A</b>	16100-19195
		86.04-88.07	2EL	EE80	EXCEPT EUROPE	<b>WPT-011A</b>	16100-19226	
		86.05-93.08	2E#	EL3#,EE9#		※ <b>WPT-107A</b>	16100-19195	
		86.05-96.11	2E#	EL3#,EE9#,10#,11#		<b>WPT-107A</b>	16110-19106	
		90.09-96.11	4EFE	EL4#,5#,10#,11#		<b>WPT-011A</b>	16100-19226	
		90.09-96.11	4EFE	EL4#,5#,EE10#,11#		<b>WPT-107A</b>	16110-19106	
		91.06-96.11	2E	EL4#,EE10#,11#		<b>WPT-107A</b>	16110-19106	
		96.11-	2E, 4EFE	EE11#		<b>WPT-006</b>	16110-19107	
		96.11-	4EFE	EL5#		<b>WPT-006</b>	16110-19107	
		96.11-97.04	4EFE	EE111	3FC	<b>WPT-107A</b>	16110-19106	
		96.11-02.06	2E, 4EFE	EE10#		<b>WPT-006</b>	16110-19107	
	00.08-06.10	2NZFE	NZE120,12#		<b>WPT-111</b>	16100-29158		
	08.08-	2NZFE	NZE140	ALTIS	<b>WPT-111</b>	16100-29158		
	08.09-13.08	1NRFE	NRE150		<b>WPT-181</b>	16100-80004		
	12.04-13.08	1NRFE	NRE160		<b>WPT-181</b>	16100-80004		
	12.08-13.08	1NRFE	NRE180		<b>WPT-181</b>	16100-80004		
	13.08-	1NRFE	NRE150,160,180		<b>WPT-181</b>	16100-80010		
	1400	99.10-01.07	4ZZFE	ZZE11#,12#,150		<b>WPT-106</b>	16100-29415	
		99.10-04.05	4ZZFE	ZZE11#,12#	&bolt 91511-G0622(2 pieces)	<b>&amp; WPT-106</b>	16100-29095	
		04.08-	1NDTV	NDE120		<b>WPT-157</b>	16100-39395	
		06.10-09.02	1NDTV	NDE150		<b>WPT-157</b>	16100-39395	
		08.12-16.07	1NDTV	NDE150		<b>WPT-180</b>	16100-39526	
		10.06-	1NDTV	NDE140,170	ALTIS	<b>WPT-180</b>	16100-39526	
	13.06-	1NDTV	NDE180		<b>WPT-180</b>	16100-39526		
	1500	82.05-88.01	3A#	AL2#		※ <b>WPT-090</b>	16100-19086	
		83.04-87.07	5KJ	KE72,74		<b>WPT-026</b>	16100-19077	
		83.05-87.04	3ALU	AE8#		<b>WPT-022</b>	16100-19106	

※ : Components may slightly differ from GENUINE No.

◇ : Complete Assembly Only.

& : Part No. requires additional components for installation.

\*1. : Engine #0XXXXXX~#6XXXXXX and #HXXXXXX~#KXXXXXX

\*2. : Engine #CXXXXXX~#GXXXXXX

# TOYOTA

TOYOTA  
LEXUS

Model	Year	Engine Type	Body Type	Remarks	AISIN No.	Genuine No.	
COROLLA / ALTIS / SPRINTER / FIELDER / AXIO / ALLEX / VERSO	1500	83.05-87.04	3ALU	AE8#		<b>WPT-008A</b>	16110-19047
		83.05-87.04	3AU	AE85		—	16110-19115
		83.05-87.04	3AU	AE85		<b>WPT-072</b>	16100-19037
		86.05-90.09	3E	EL3#,EE9#		※ <b>WPT-107A</b>	16100-19195
		86.05-91.09	3E	EL3#,EE9#		<b>WPT-107A</b>	16110-19106
		86.09-90.09	3ETE	EL31		<b>WPT-011A</b>	16100-19226
		87.05-92.05	5AF#	AE91,95	AISAN	—	16110-19086
		87.05-92.05	5AF#	AE91,95		<b>WPT-046A</b>	16100-19205
		87.05-92.05	5AF#	AE91,95	AISIN	<b>WPT-003A</b>	16110-19076
		88.05-90.09	3EE	EL31		<b>WPT-011A</b>	16100-19226
		89.08-91.09	3E	EE9#		<b>WPT-011A</b>	16100-19226
		90.09-94.09	5EF#	EL4#		<b>WPT-011A</b>	16100-19226
		90.09-94.09	5EF#	EL4#		<b>WPT-107A</b>	16110-19106
		91.06-	5EFE	EE10#		<b>WPT-011A</b>	16100-19226
		91.06-94.08	3E	EE10#		<b>WPT-011A</b>	16100-19226
		91.06-94.08	3E	EE10#		<b>WPT-107A</b>	16110-19106
		91.06-96.11	5EFE	EE10#		<b>WPT-107A</b>	16110-19106
		91.06-00.08	5AFE	AE100,10#,110,11#	WO/ SC AISAN	◇ <b>WPT-108</b>	16110-19146
		91.06-00.08	5AFE	AE100,10#,110,11#	WO/ SC AISIN	<b>WPT-018</b>	16110-19205
		91.06-00.08	5AFE	AE100,10#,110,11#	W/ SC	<b>WPT-108</b>	16100-19355
		94.09-96.11	5EFE	EL5#		<b>WPT-011A</b>	16100-19226
		94.09-96.11	5EFE	EL5#		<b>WPT-107A</b>	16110-19106
		96.11-	5EFE	EE10#,EL5#		<b>WPT-006</b>	16110-19107
		96.12-02.	5AFE	AL50	SOLUNA	<b>WPT-108</b>	16100-19355
		96.12-02.	5AFE	AL50	SOLUNA	<b>WPT-018</b>	16110-19205
		98.10-02.	5AFE	AL50	SOLUNA	—	16100-09110
		00.08-06.10	1NZFE	NZE121,124,12#		<b>WPT-111</b>	16100-29158
		06.10-	1NZFE	NZE141,144,14#		<b>WPT-111</b>	16100-29158
		07.10-	1NZFE	NZE151		<b>WPT-111</b>	16100-29158
		12.04-	1NZFE	NZE16#		<b>WPT-111</b>	16100-29158
		15.03-	2NRFKE	NRE161	AXIO	<b>WPT-198</b>	16100-80013
		15.04-	1NZFXE	NKE165	HV	<b>WPT-190</b>	161A0-29015
	1600		79.08-85.02	2T/ 2TB	TE7#		※ <b>WPT-049</b>
		79.08-85.02	2T/ 2TB	TE7#		<b>WPT-049</b>	16110-28010
		82.08-87.07	4A#	AE71		<b>WPT-072</b>	16100-19037
		83.05-87.04	4AELU	AE8#		<b>WPT-022</b>	16100-19106
		83.05-87.04	4AELU	AE8#		<b>WPT-008A</b>	16110-19047
		83.05-87.07	4A, 4AC	AE86		<b>WPT-072</b>	16100-19037
		83.05-87.07	4A,/ 4AC	AE71,86		—	16110-19115
		83.05-87.07	4AG#	AE86		※ <b>WPT-052</b>	16100-19095
		83.05-87.07	4AG#	AE86		<b>WPT-052</b>	16110-19155
		83.05-88.08	4AL#	AE8#		<b>WPT-022</b>	16100-19106
		83.05-88.08	4AL#	AE8#		<b>WPT-008A</b>	16110-19047
		84.10-93.08	4AG#	AE82,92		※ <b>WPT-055</b>	16100-19115
		84.10-93.08	4AG#	AE82,92		<b>WPT-055</b>	16110-19165
		87.05-95.08	4AF#	AE9#	AISIN	<b>WPT-003A</b>	16110-19076
		87.05-95.08	4AF#	AE9#	AISAN	—	16110-19086

※ : Components may slightly differ from GENUINE No.

◇ : Complete Assembly Only.

& : Part No. requires additional components for installation.

\*1. : Engine #0XXXXXX~#6XXXXXX and #HXXXXXX~#KXXXXXX

\*2. : Engine #CXXXXXX~#GXXXXXX

# TOYOTA

Model	Year	Engine Type	Body Type	Remarks	AISIN No.	Genuine No.	
COROLLA / ALTIS / SPRINTER / FIELDER / AXIO / ALLEX / VERSO	1600	87.05-95.08	4AF#	AE9#		<b>WPT-046A</b>	16100-19205
		91.06-95.05	4AGE	AE101		<b>WPT-050</b>	16110-19125
		91.06-95.05	4AGE	AE101		※ <b>WPT-050</b>	16100-19245
		91.06-95.05	4AGZE	AE101		※ <b>WPT-055</b>	16100-19115
		91.06-95.05	4AGZE	AE101		<b>WPT-055</b>	16110-19165
		91.06-00.08	4AFE	AE101,104,109,10#,111,114,11#	WO/ SC AISIN	<b>WPT-018</b>	16110-19205
		91.06-00.08	4AFE	AE101,104,109,10#,111,114,11#	W/ SC	<b>WPT-108</b>	16100-19355
		91.06-00.08	4AFE	AE101,104,109,10#,111,114,11#	WO/ SC AISAN	◇ <b>WPT-108</b>	16110-19146
		92.05-	4AF	AE101	AISIN	<b>WPT-003A</b>	16110-19076
		92.05-	4AF	AE101	AISAN	—	16110-19086
		92.05-98.05	4AF	AE101		<b>WPT-046A</b>	16100-19205
		94.12-99.05	4AFE	AE101	TURKEY	—	16110-09021
		95.05-00.08	4AGE	AE101,111	WO/ SC	<b>WPT-082</b>	16110-19195
		95.05-00.08	4AGE	AE101,111	W/ SC	<b>WPT-158</b>	16100-19285
		97.04-01.09	4AF	AE111		<b>WPT-046A</b>	16100-19205
		97.04-01.09	4AF	AE111	AISIN	<b>WPT-003A</b>	16110-19076
		97.04-01.09	4AF	AE111	AISAN	—	16110-19086
		98.07-00.05	4AFE	AE111		—	16110-09021
		98.08-02.07	4AFE	AE111	THAI	—	16100-09110
		99.10-	3ZZFE	ZZE11#,12#,14#		<b>WPT-106</b>	16100-29415
		99.10-04.05	3ZZFE	ZZE11#,12#	&bolt 91511-G0622(2 pieces)	<b>&amp; WPT-106</b>	16100-29095
		01.07-08.01	3ZZFE	ZZE12#		<b>WPT-106</b>	16100-09150
		04.02-	3ZZFE	ZNR1#	VERSO	<b>WPT-106</b>	16100-29415
		06.11-09.06	1ZRFE	ZRE151	&bolt 91551-80825(3 pieces)	<b>&amp; WPT-140</b>	16100-39465
		07.05-09.06	1ZRFE	ZRE120,15#	CHINA &bolt 91551-80825(3 pieces)	<b>&amp; WPT-140</b>	16100-39465
		07.12-08.04	3ZZFE	ZZE14#		<b>WPT-106</b>	16100-09150
		08.04-10.07	3ZZFE	ZZE14#		—	16100-09151
		08.10-09.09	1ZR#	ZRE15#		—	16100-09500
		09.06-	1ZRFE/FAE	ZRE120,14#,15#		<b>WPT-140</b>	16100-39466
		09.09-	1ZRFE	ZRE120,15#		<b>WPT-140</b>	16100-09550
		09.09-	1ZRFE/FAE	ZRE15#		<b>WPT-140</b>	16100-09501
		10.07-13.11	3ZZFE	ZZE14#		<b>WPT-106</b>	16100-09570
		12.08-	1ZRFAE	ZRE18#		<b>WPT-140</b>	16100-39466
		14.08-16.11	4ZRFE	ZRE181	LEVIN CHINA	<b>WPT-195</b>	16100-39565
		15.05-16.11	1ZRFE	ZRE181	LEVIN CHINA	<b>WPT-195</b>	16100-39565
	15.12-	1ZRFE/FBE	ZRE171,173	ALTIS	<b>WPT-195</b>	16100-39565	
1800		79.08-85.02	3T#	TE7#		※ <b>WPT-049</b>	16100-28020
		79.08-85.02	3T#	TE7#		<b>WPT-049</b>	16110-28010
		82.02-90.05	1C/ 1CL	CE70,80,9#		※ <b>WPT-004</b>	16100-64H04
		90.05-92.06	1C	CE9#		※ <b>WPT-126</b>	16100-64H06
		92.06-02.07	7AFE	AE10#,11#	AISIN	<b>WPT-078</b>	16110-19185
		92.06-02.07	7AFE	AE10#,11#		<b>WPT-033A</b>	16100-19305
		92.06-02.07	7AFE	AE10#,11#	AISAN	—	16110-19176
		97.08-01.07	1ZZFE	ZZE110,12#	&bolt 91511-G0622(2 pieces)	<b>&amp; WPT-106</b>	16100-29095
		99.12-01.11	1WZ	WZE110		—	SU001-00204
		00.08-07.07	2ZZGE	ZZE123		—	16100-29146
		01.07-08.04	1ZZFE	ZZE12#		<b>WPT-106</b>	16100-09150

※ : Components may slightly differ from GENUINE No.

◇ : Complete Assembly Only.

& : Part No. requires additional components for installation.

\*1. : Engine #0XXXXXX~#6XXXXXX and #HXXXXXX~#KXXXXXX

\*2. : Engine #CXXXXXX~#GXXXXXX

# TOYOTA

TOYOTA  
LEXUS

Model	Year	Engine Type	Body Type	Remarks	AISIN No.	Genuine No.	
<b>COROLLA / ALTIS / SPRINTER / FIELDER / AXIO / ALLEX / VERSO</b>	1800	01.07-08.09	1ZZFE	ZZE110,12#,13#		<b>WPT-106</b>	16100-29415
		02.01-06.07	2ZZGE	ZZE131,133		—	16100-29146
		04.02-	1ZZFE	ZNR1#	VERSO	<b>WPT-106</b>	16100-29415
		07.03-09.06	2ZRFE	ZRE142,152	&bolt 91551-80825(3 pieces)	<b>&amp; WPT-140</b>	16100-39465
		07.12-08.04	1ZZFE	ZZE14#		<b>WPT-106</b>	16100-09150
		08.03-	1ZZ#	ZZE14#		<b>WPT-106</b>	16100-29415
		08.03-	1ZZFE	ZZE142	CNG	<b>WPT-106</b>	16100-29415
		08.04-10.07	1ZZFE	ZZE122,14#		—	16100-09151
		08.10-09.09	2ZRFE	ZRE15#		—	16100-09500
		09.06-	2ZRFE/FAE	ZRE14#,15#		<b>WPT-140</b>	16100-39466
		09.09-	2ZRFE	ZRE15#		<b>WPT-140</b>	16100-09501
		09.09-	2ZRFE	ZRE15#		<b>WPT-140</b>	16100-09550
		09.10-	2ZRFE	ZRE142,152		<b>WPT-140</b>	16100-09560
		10.07-10.10	1ZZFE	ZZE14#		<b>WPT-106</b>	16100-09570
		12.04-	2ZRFAE	ZRE162,172		<b>WPT-195</b>	16100-39565
		12.08-	2ZRFE	ZRE18#		<b>WPT-140</b>	16100-39466
		14.08-	7ZRFE	ZRE182	LEVIN CHINA	<b>WPT-195</b>	16100-39565
		15.12-	8ZRFXE	ZWE182	HV CHINA LEVIN	<b>WPT-190</b>	161A0-29015
		16.10-	2ZRFE/FBE	ZRE172	ALTIS	<b>WPT-195</b>	16100-39565
	2000	89.08-90.05	2C	CE9#			※ <b>WPT-004</b>
90.05-98.11		2C#	CE9#,10#,11#			※ <b>WPT-126</b>	16100-64H06
98.11-01.09		2C#	CE100,110			<b>WPT-126</b>	16100-69435
00.08-01.09		1CDFTV	CDE110			<b>WPT-120</b>	16100-29135
01.10-		2C	CE120			<b>WPT-126</b>	16100-69435
01.10-08.03		1CDFTV	CDE120			<b>WPT-120</b>	16100-29135
03.04-07.02		1CDFTV	CDE120			<b>WPT-118</b>	16100-29185
04.02-05.08		1CDFTV	CUR10	VERSO		<b>WPT-118</b>	16100-29185
06.10-10.02		1ADFTV	ADE150			<b>WPT-145</b>	16100-29495
07.07-		1ADFTV	ADE150			<b>WPT-145</b>	16100-09340
07.08-		2C	CE140			<b>WPT-126</b>	16100-69435
08.11-09.06		3ZRFE	ZRE143	ALTIS &bolt 91551-80825(3 pieces)		<b>&amp; WPT-140</b>	16100-39465
10.03-		3ZRFE/FBE	ZRE14#,153			<b>WPT-140</b>	16100-39466
15.12-		3ZRFE	ZRE171,173	ALTIS		<b>WPT-195</b>	16100-39565
18.06-	M20AFKS	MZEA12	Water inlet housing sub-Assy		—	16032-24010	
2200	97.04-98.11	3CE	CE10#,11#			※ <b>WPT-126</b>	16100-64H06
	97.04-04.04	3CE	CE101,102,105,113,116,121			<b>WPT-126</b>	16100-69435
	98.06-01.07	5SFE	SXV20	SOLARA		※ <b>WPT-010A</b>	16100-09040
	98.06-01.07	5SFE	SXV20	W/SC SOLARA		<b>WPTK-010</b>	16100-79186
	05.08-	2AD#	AUR10	VERSO		<b>WPT-145</b>	16100-09340
2400	01.07-07.01	2AZFE	ACV20,30	SOLARA *1.		<b>WPT-129</b>	16100-28041
	01.07-08.08	2AZFE	ACV20,30	SOLARA		<b>WPT-801</b>	16100-0H010
	08.01-12.04	2AZFE	AZE141			<b>WPT-801</b>	16100-0H010
	08.01-12.04	2AZFE	AZE141	*1.		<b>WPT-129</b>	16100-28041
3000	98.06-02.12	1MZFE	MCV20	SOLARA		<b>WPT-057</b>	16100-29085
3300	03.07-	3MZFE	MCV31	SOLARA		<b>WPT-057</b>	16100-29085
<b>CORONA</b>	1500	82.01-87.12	3AU	AT140		<b>WPT-072</b>	16100-19037

※ : Components may slightly differ from GENUINE No.

◇ : Complete Assembly Only.

& : Part No. requires additional components for installation.

\*1. : Engine #0XXXXXX~#6XXXXXX and #HXXXXXX~#KXXXXXX

\*2. : Engine #CXXXXXX~#GXXXXXX

# TOYOTA

Model	Year	Engine Type	Body Type	Remarks	AISIN No.	Genuine No.	
<b>CORONA</b>	1500	83.10-87.11	3ALU	AT150		<b>WPT-008A</b>	16110-19047
		83.10-87.11	3ALU	AT150		<b>WPT-022</b>	16100-19106
		83.10-87.12	5KJ	KT147		<b>WPT-026</b>	16100-19077
		84.01-87.12	3AU	AT140		—	16110-19115
		87.12-89.11	3E	ET176		※ <b>WPT-107A</b>	16100-19195
		87.12-92.02	5AF#	AT17#		<b>WPT-046A</b>	16100-19205
		87.12-92.02	5AF#	AT17#	AISIN	<b>WPT-003A</b>	16110-19076
		87.12-92.02	5AF#	AT17#	AISAN	—	16110-19086
		87.12-92.11	3E	ET176		<b>WPT-107A</b>	16110-19106
	89.11-92.11	3E	ET176		W/ SC	<b>WPT-011A</b>	16100-19226
	1600	82.01-85.08	2T	TT14#		※ <b>WPT-049</b>	16100-28020
		82.01-85.08	2T	TT14#		<b>WPT-049</b>	16110-28010
		83.10-85.08	4AGEU	AT141		<b>WPT-052</b>	16110-19155
		83.10-85.08	4AGEU	AT141		※ <b>WPT-052</b>	16100-19095
		83.10-87.11	4AL#	AT151		<b>WPT-022</b>	16100-19106
		85.08-87.08	4AGELU	AT160		※ <b>WPT-055</b>	16100-19115
		85.08-87.08	4AGELU	AT160		<b>WPT-055</b>	16110-19165
		87.12-92.10	4AFE, 4AF	AT17#	AISAN	—	16110-19086
		87.12-92.10	4AFE, 4AF	AT17#	AISIN	<b>WPT-003A</b>	16110-19076
		87.12-92.10	4AFE, 4AF	AT17#		<b>WPT-046A</b>	16100-19205
		92.02-01.12	4AFE	AT190,210	AISIN	<b>WPT-018</b>	16110-19205
		92.02-01.12	4AFE	AT190,210	AISAN	◇ <b>WPT-108</b>	16110-19146
		92.02-01.12	4AFE	AT190,210		<b>WPT-108</b>	16100-19355
		96.01-97.10	4AFE	AT190		—	16110-09021
		97.10-00.07	4AFE	AT220		—	16110-09021
	97.10-00.07	4AFE	AT220		<b>WPT-108</b>	16100-19355	
	1800	82.01-85.08	3T, 3TEU	TT14#		※ <b>WPT-049</b>	16100-28020
		82.01-85.08	3T, 3TEU	TT14#		<b>WPT-049</b>	16110-28010
		82.01-89.08	1S#	ST140,15#,160		※ <b>WPT-097</b>	16100-69077
		82.01-91.11	1C	CT14#		※ <b>WPT-004</b>	16100-64H04
		82.09-98.04	2YPU	YT140		<b>WPT-016A</b>	16100-79037
		82.10-85.08	3TGTEU	TT142		—	16100-88280
		86.12-99.07	2Y	YT140		<b>WPT-016A</b>	16100-79037
87.08-90.08		4SFI	ST162,163,17#,180,181	W/ SC	<b>WPTK-010</b>	16100-79186	
87.12-89.08		1SILU	ST160		<b>WPT-097</b>	16110-69037	
89.09-90.01		4SFI	ST18#		—	16100-79136	
89.11-93.09		4SFE	ST17#,18#	W/ SC	<b>WPTK-010</b>	16100-79186	
92.02-96.01		4SFE	ST190	W/ SC	<b>WPTK-010</b>	16100-79186	
93.09-94.10		4SFE	ST200,201	W/ SC	<b>WPTK-010</b>	16100-79186	
96.01-		7AFE	AT211	AISAN	—	16110-19176	
96.01-99.08		7AFE	AT211	AISIN	<b>WPT-078</b>	16110-19185	
96.01-01.12	7AFE	AT211		<b>WPT-033A</b>	16100-19305		
2000	82.01-91.11	2C	CT14#		※ <b>WPT-004</b>	16100-64H04	
	83.04-87.11	2S#	ST141,15#		※ <b>WPT-097</b>	16100-69077	
	83.10-87.11	2CL	CT150		※ <b>WPT-004</b>	16100-64H04	
	85.08-89.08	3SGELU	ST162		※ <b>WPT-060</b>	16100-79096	

※ : Components may slightly differ from GENUINE No.

◇ : Complete Assembly Only.

& : Part No. requires additional components for installation.

\*1. : Engine #0XXXXXX~#6XXXXXX and #HXXXXXX~#KXXXXXX

\*2. : Engine #CXXXXXX~#GXXXXXX

# TOYOTA

TOYOTA  
LEXUS

Model	Year	Engine Type	Body Type	Remarks	AISIN No.	Genuine No.	
<b>CORONA</b>	2000	87.08-92.11	3SFE/ FI	ST162,163,17#	W/ SC	<b>WPTK-010</b>	16100-79186
		87.12-89.11	3SGE	ST171		※ <b>WPT-060</b>	16100-79096
		87.12-90.05	2C	CT17#		※ <b>WPT-004</b>	16100-64H04
		89.09-93.09	3SFE	ST18#		—	16100-79136
		89.09-93.09	3SGE	ST182,183		※ <b>WPT-056</b>	16100-79176
		89.11-92.02	3SGE	ST171		※ <b>WPT-056</b>	16100-79176
		90.01-90.08	3SFE	ST182,183		—	16100-79136
		90.05-92.11	2C	CT17#		※ <b>WPT-126</b>	16100-64H07
		90.05-98.11	2C	CT141		※ <b>WPT-126</b>	16100-64H07
		92.02-96.01	2C	CT190,195		※ <b>WPT-126</b>	16100-64H07
		92.02-96.01	3SFE	ST191,195	W/ SC	<b>WPTK-010</b>	16100-79186
		93.09-98.04	3SFE	ST202,203	W/ SC	<b>WPTK-010</b>	16100-79186
		93.09-98.04	3SGE	ST202,205	TWIN CAM, W/ SC	<b>WPT-127</b>	16100-79226
		96.01-98.11	2CT	CT190,210,215	TURBO	※ <b>WPT-126</b>	16100-64H07
		96.01-01.12	3SFE/ FI	ST210,215	W/ SC	<b>WPTK-010</b>	16100-79186
	97.10-	3SFE	ST220	W/ SC	<b>WPTK-010</b>	16100-79186	
	97.10-98.11	2CT	CT220		※ <b>WPT-126</b>	16100-64H07	
	98.11-99.07	2C	CT141		<b>WPT-126</b>	16100-69435	
	98.11-00.07	2CT	CT220		<b>WPT-126</b>	16100-69435	
	2200	97.04-98.11	3CTE	CT211,216	TURBO	※ <b>WPT-126</b>	16100-64H07
98.04-00.12		3CTE	CT211,216	TURBO	<b>WPT-126</b>	16100-69435	
2400	84.08-86.12	22REC	RT142		<b>WPT-007A</b>	16100-39346	
<b>CRESSIDA</b>	1800	81.07-85.04	3T	TX62		※ <b>WPT-049</b>	16100-28020
		81.07-85.04	3T	TX62		<b>WPT-049</b>	16110-28010
		85.02-88.08	2Y	YX70		<b>WPT-016A</b>	16100-79037
	2000	82.08-88.08	1GE	GX6#,71		<b>WPT-035</b>	16100-79015
		84.08-86.08	1GGE	GX71		<b>WPT-045</b>	16100-79025
		84.08-88.08	21R	RX60,7#		<b>WPT-007A</b>	16100-39346
		88.08-93.02	1GFE	GX71,81		<b>WPT-009</b>	16100-79117
		88.12-92.05	3Y	YX72		<b>WPT-016A</b>	16100-79037
	2400	84.08-88.08	2L#	LX7#		<b>WPT-013A</b>	16100-59139
		84.08-96.08	22R	RX7#,8#		<b>WPT-007A</b>	16100-39346
		88.08-93.02	2L	LX80		<b>WPT-001A</b>	16100-59257
	2800	83.08-88.08	5ME	MX6#,7#		※ <b>WPT-065</b>	16100-49706
		83.08-88.08	5ME	MX6#,7#		※ <b>WPT-065</b>	16110-49086
		84.08-88.08	5MGE	MX73,7#		<b>WPT-075</b>	16100-49656
		84.11-86.08	5ME	MX73	MIDDLE EAST	※ <b>WPT-065</b>	16100-49746
		84.11-87.08	5ME	MX73	MIDDLE EAST	※ <b>WPT-065</b>	16110-49066
		86.08-88.08	5ME	MX73	MIDDLE EAST	※ <b>WPT-065</b>	16100-49766
		88.08-93.02	5ME	MX81		—	16100-49796
		88.08-93.02	5ME	MX81		※ <b>WPT-065</b>	16110-49086
3000	88.08-93.02	7MGE	MX75,83		<b>WPT-025</b>	16100-49805	
<b>CROWN / MAJESTA /</b>	1800	96.04-01.08	4SFE	SXS11	W/ SC	<b>WPTK-010</b>	16100-79186
		96.04-01.08	4SFE	SXS11	WO/ SC	<b>WPT-010A</b>	16110-79026
<b>CROWN COMFORT</b>	2000	83.08-85.09	MTEU	MS120		※ <b>WPT-065</b>	16100-49726
		83.08-85.09	MTEU	MS120		※ <b>WPT-065</b>	16110-49066

※ : Components may slightly differ from GENUINE No.

◇ : Complete Assembly Only.

& : Part No. requires additional components for installation.

\*1. : Engine #0XXXXXX~#6XXXXXX and #HXXXXXX~#KXXXXXX

\*2. : Engine #CXXXXXX~#GXXXXXX

# TOYOTA

Model	Year	Engine Type	Body Type	Remarks	AISIN No.	Genuine No.		
<b>CROWN / MAJESTA / CROWN COMFORT</b>	2000	83.08-87.08	MPU	MS120		※WPT-065	16100-49706	
		83.08-89.08	1GE/ U	GS120,126,13#		WPT-035	16100-79015	
		83.08-89.08	MP/ U	MS120,130		※WPT-065	16110-49086	
		83.08-91.10	1GGE/ U	GS121,131		WPT-045	16100-79025	
		83.08-95.12	3Y/ 3YPU	YS120	L.P.G	WPT-016A	16100-79037	
		85.09-87.08	1GGZEU	GS121		—	16100-79055	
		87.09-89.08	MP	MS130		※WPT-065	16100-49787	
		87.09-91.10	1GGZE	GS130,131		—	16100-79055	
		87.09-95.12	3YP#	YS130	L.P.G	WPT-016A	16100-79037	
		88.09-98.08	1GFE	GS13#,141,151		WPT-009	16100-79117	
		89.08-02.10	1GGP	GS130,151,GXS10	L.P.G	WPT-043	16100-79146	
		95.12-08.08	3YPE	YXS10,11,1#	L.P.G	WPT-016A	16100-79037	
		98.08-03.12	1GFE	GS151,171		WPT-112	16100-79285	
		01.08-07.07	3SFE	SXS13	W/ SC	WPTK-010	16100-79186	
		01.08-07.07	3SFE	SXS13	WO/ SC	WPT-010A	16110-79026	
		01.08-07.08	1GFE	GXS12		WPT-112	16100-79285	
		02.10-08.08	1GFE	GBS12		WPT-193	16100-79295	
		07.09-	1TR#	TSS10,11,13		WPT-044	16100-79445	
		15.09-	8ARFTS	ARS210,220	HV	WPT-203	16100-39595	
		2200	87.09-95.12	4Y	YS132		WPT-016A	16100-79037
		2400	83.08-89.08	2L/ 2LT#	LS12#,13#		WPT-013A	16100-59139
			89.08-00.08	2L/ 2LT#	LS13#,141,151,LXS1#		WPT-001A	16100-59257
		2500	90.08-95.06	1JZGE	JZS130,131,141	W/ SC, &:90445-12291 DRAIN HOSE	& WPT-110	16100-49835
		90.08-95.06	1JZGE	JZS130,131,141	WO/ SC, &:90445-12291 DRAIN HOSE	& WPT-038	16110-49095	
		95.06-99.09	1JZGE	JZS153,15#	W/ SC	WPT-110	16100-49838	
		95.06-99.09	1JZGE	JZS153,15#	WO/ SC	WPT-038	16110-49097	
		96.09-01.08	1JZGE	JZS130,151,153	W/ SC	WPT-121	16100-80009	
		96.09-01.08	1JZGE	JZS130,151,153	WO/ SC	WPT-124	16110-49148	
		99.06-99.09	1JZGE	JZS15#	W/ SC FOR TYPE B FAN	WPT-121	16100-80009	
		99.09-03.12	1JZGTE	JZS171	TURBO, WO/ SC	WPT-083	16110-49135	
		99.09-07.06	1JZGE	JZS171,173	W/ SC	WPT-121	16100-80009	
		99.09-07.06	1JZGE	JZS171,173	WO/ SC	WPT-124	16110-49148	
		99.09-07.06	1JZGTE	JZS171	TURBO, W/ SC	WPT-159	16100-49856	
		01.08-03.	1JZFSE/ GE	JKS175,JZS17#	W/ SC	WPT-121	16100-80009	
		01.08-03.	1JZFSE/ GE	JKS175,JZS17#	WO/ SC	WPT-124	16110-49148	
		03.12-08.02	4GRFSE	GRS18#		WPT-137	16100-39436	
		05.05-09.01	5GRFE	GRS18#		—	16100-09360	
		05.05-09.09	5GRFE	GRS18#		WPT-137	16100-39436	
		08.02-12.	4GRFSE	GRS20#,GWS204		WPT-137	16100-39436	
		09.01-	5GRFE	GRS18#		WPT-137	16100-09361	
		09.12-	5GRFE	GRS20#		WPT-137	16100-09361	
		13.01-18.04	2ARFSE	AWS21#	HV Inverter cooling	WQT-002	G9040-33030	
		13.01-18.04	2ARFSE	AWS215,21#	HV	WPT-200	16100-39575	
		18.06	A25AFXS	AZSH2#	HV, JPN	—	16032-25020	
	2800	83.08-85.09	5ME	MS123		※WPT-065	16100-49706	
		83.08-87.08	5M	MS122		※WPT-065	16100-49736	

※ : Components may slightly differ from GENUINE No.

◇ : Complete Assembly Only.

& : Part No. requires additional components for installation.

\*1. : Engine #0XXXXXX~#6XXXXXX and #HXXXXXX~#KXXXXXX

\*2. : Engine #CXXXXXX~#GXXXXXX

# TOYOTA

Model	Year	Engine Type	Body Type	Remarks	AISIN No.	Genuine No.	
<b>CROWN / MAJESTA / CROWN COMFORT</b>	2800	83.08-87.08	5MGE/ EU	MS123,125		<b>WPT-075</b>	16100-49656
		83.08-91.10	5M/ 5ME	MS122,12#,132,133		※ <b>WPT-065</b>	16110-49086
		85.09-86.11	5ME	MS122		※ <b>WPT-065</b>	16100-49746
		85.09-87.08	5ME	MS122		※ <b>WPT-065</b>	16110-49066
		86.11-87.08	5ME	MS122		※ <b>WPT-065</b>	16100-49766
		87.09-91.10	5M#	MS132,133		※ <b>WPT-065</b>	16100-49787
	3000	83.08-87.08	6MGE/ EU	MS123,125		<b>WPT-075</b>	16100-49656
		87.09-91.10	7MGE	MS13#		<b>WPT-025</b>	16100-49805
		91.10-95.06	2JZGE	JZS133,135,143,145,147,149	WO/ SC, &:90445-12291 DRAIN HOSE	& ◇ <b>WPT-110</b>	16110-49115
		91.10-95.06	2JZGE	JZS133,135,143,145,147,149	W/ SC, &:90445-12291 DRAIN HOSE	& <b>WPT-110</b>	16100-49835
		95.06-99.09	2JZGE	JZS133,135,143,145,147,149,155,157	W/ SC	<b>WPT-110</b>	16100-49838
		95.06-99.09	2JZGE	JZS133,135,143,145,147,149,155,157	WO/ SC	◇ <b>WPT-110</b>	16110-49116
		97.01-00.08	5L	LXS1#		<b>WPT-001A</b>	16100-59257
		99.06-99.09	2JZGE	JZS15#	W/ SC FOR TYPE B FAN	<b>WPT-121</b>	16100-80009
		99.06-01.04	2JZGE	JZS133	W/ SC	<b>WPT-121</b>	16100-80009
		99.06-01.04	2JZGE	JZS133	WO/ SC	<b>WPT-124</b>	16110-49148
		99.09-03.12	2JZGE	JZS15#,17#	W/ SC	<b>WPT-121</b>	16100-80009
		99.09-03.12	2JZGE	JZS15#,17#	WO/ SC	<b>WPT-124</b>	16110-49148
		01.08-	2JZFSE/ GE	JKS175,JZS17#	WO/ SC	<b>WPT-124</b>	16110-49148
		01.08-03.12	2JZFSE	JKS175	W/ SC	<b>WPT-121</b>	16100-80009
03.12-08.02		3GRFSE	GRS182,183		<b>WPT-137</b>	16100-39436	
04.11-09.09		3GRFSE	GRS18#		<b>WPT-137</b>	16100-39436	
05.05-09.01		3GRFSE	GRS18#		—	16100-09360	
08.02-		3GRFSE	GRS20#,GWS204		<b>WPT-137</b>	16100-39436	
09.01-		3GRFSE	GRS18#		<b>WPT-137</b>	16100-09361	
09.12-		3GRFSE	GRS20#		<b>WPT-137</b>	16100-09361	
3500	05.08-08.02	2GRFSE	GRS18#		<b>WPT-137</b>	16100-39436	
	08.02-	2GRFSE	GRS20#,GWS204		<b>WPT-137</b>	16100-39436	
	13.09-	2GRFXE	GWS214	HV	<b>WPT-137</b>	16100-39436	
	18.06-	8GRFXS	GWS224		<b>WPT-199</b>	16100-39615	
4000	89.08-91.10	1UZFE	UZS131		<b>WPT-027</b>	16100-50023	
	91.10-95.08	1UZFE	UZS141,143,145,147		<b>WPT-027</b>	16100-50023	
	95.08-97.07	1UZFE	UZS151,155,157		<b>WPT-027</b>	16100-50023	
	97.07-04.06	1UZFE	UZS151,157,171,173,175		<b>WPT-125</b>	16100-59276	
4300	04.06-	3UZFE	UZS186,187,200,207		<b>WPT-125</b>	16100-59276	
4600	09.03-	1URFSE	URS206		<b>WPT-187</b>	16100-39506	
<b>CURREN</b>	1800	94.02-98.07	4SFE	ST20#	W/ SC	<b>WPTK-010</b>	16100-79186
	2000	94.02-98.07	3SFE	ST206,207	W/ SC	<b>WPTK-010</b>	16100-79186
		94.02-98.07	3SGE	ST206	W/ SC	<b>WPT-127</b>	16100-79226
<b>DELIBOY</b>	1500	89.07-95.11	5K	KXC10,10V		<b>WPT-024A</b>	16100-19156
	2000	91.05-94.09	2C	CXC10		※ <b>WPT-126</b>	16100-64H06
<b>DUET</b>	1000	98.09-04.08	EJ#	M100,110	W/ SC	※ <b>WPD-023</b>	16100-97205
	1300	00.05-04.05	K3VE	M101,111		<b>WPT-117</b>	16100-B9011
<b>DYNA / TOYOACE</b>	1600	79.03-85.07	12R	RY2#, RY30		<b>WPT-077</b>	16100-39116
		85.08-87.08	1Y	YY5#, YY61, YH8#		<b>WPT-016A</b>	16100-79037
	1800	85.08-95.05	2Y	YY5#,6#,8#		<b>WPT-016A</b>	16100-79037

※ : Components may slightly differ from GENUINE No.

◇ : Complete Assembly Only.

& : Part No. requires additional components for installation.

\*1. : Engine #0XXXXXX~#6XXXXXX and #HXXXXXX~#KXXXXXX

\*2. : Engine #CXXXXXX~#GXXXXXX

# TOYOTA

Model	Year	Engine Type	Body Type	Remarks	AISIN No.	Genuine No.	
<b>DYNA / TOYOACE</b>	1800	95.05-	2Y	YY100		<b>WPT-016A</b> 16100-79037	
	2000	79.03-85.07	5R	RY3#	CAST IRON TYPE	<b>WPT-036</b>	16100-49416
		80.05-85.07	5R	RY31		—	16100-49426
		84.09-87.08	3Y#	YU6#,7#,8#		<b>WPT-016A</b>	16100-79037
		85.08-95.05	3Y#	YY5#,6#		<b>WPT-016A</b>	16100-79037
		95.05-01.07	3Y#	YY101,121,131,201,211		<b>WPT-016A</b>	16100-79037
		98.05-01.07	3YP	LY16#		<b>WPT-016A</b>	16100-79037
		01.07-03.08	1RZ	RZY220,230		<b>WPT-042</b>	16100-79455
		03.08-	1TR#	TRY220,230,231,281		<b>WPT-044</b>	16100-79445
	2200	79.03-85.07	L	LY20,30		<b>WPT-067</b>	16100-59129
		84.09-95.05	4Y	YU6#,7#,8#		<b>WPT-016A</b>	16100-79037
		95.05-	4Y	YU210		<b>WPT-016A</b>	16100-79037
	2400	83.08-85.07	2L	LY21,31		<b>WPT-013A</b>	16100-59139
		84.09-87.08	22R	RU75, RU85		<b>WPT-062</b>	16100-39356
		85.08-88.08	2L	LH80, LY50,60		<b>WPT-013A</b>	16100-59139
		88.08-95.05	2L	LY5#,61,LH80		<b>WPT-001A</b>	16100-59257
		95.05-	2L	LY100		<b>WPT-001A</b>	16100-59257
	2500	01.08-14.07	2KDFTV	KDY22#,23#,25#,26#,27#,28#,290	W/ SC	<b>WPT-109</b>	16100-69357
	2700	93.11-95.05	27LPG	BU68DH	L.P.G.	<b>WPT-044</b>	16100-79445
		95.05-00.05	3RZ#	RZU100,140		<b>WPT-044</b>	16100-79445
		00.05-07.12	3RZ#	RZU300,301,340		<b>WPT-044</b>	16100-79445
		01.07-04.08	3RZFPE	LY230,280	L.P.G.	<b>WPT-044</b>	16100-79445
		03.08-07.08	3RZFPE	RZY231,281	L.P.G.	<b>WPT-044</b>	16100-79445
		07.05-16.05	2TRFE	TRU300,340,500,600,TRC600		<b>WPT-044</b>	16100-79445
	2800	88.08-95.05	3L	LY51,61		<b>WPT-001A</b>	16100-59257
		95.05-99.05	3L	LY101,111,121,131,151,161,201,211		<b>WPT-001A</b>	16100-59257
		97.01-00.08	3L	LY10#,11#,12#,13#,15#,16#,20#,21#		<b>WPT-001A</b>	16100-59257
	3000	84.08-85.07	B	BY31		<b>WPT-054</b>	16100-59145
		84.09-88.08	11B,B	BU6#,7#,8#,9#		<b>WPT-019</b>	16100-59076
		84.09-88.08	11B,B	BU6#,7#,8#,9#		<b>WPT-054</b>	16100-59145
		88.08-95.05	11B,B	BU6#,7#,8#,9#		<b>WPT-047</b>	16100-59166
		88.08-95.05	11B,B	BU6#,7#,8#,9#		<b>WPT-039</b>	16100-59265
		97.01-04.08	5L	LY10#,11#,12#,13#,15#,16#,20#,21#, 22#,23#,240,270,280,290		<b>WPT-001A</b>	16100-59257
		01.08-	1KDFTV	KDY22#,23#,24#,25,26#,27#,28#,290	W/ SC	<b>WPT-109</b>	16100-69357
	3400	84.09-88.08	13B#	BU6#,7#,8#,9#		<b>WPT-054</b>	16100-59145
		87.08-88.08	13B	BU6#,7#,8#,9#		<b>WPT-019</b>	16100-59076
		88.08-95.05	3B	BU60,68,70,83		<b>WPT-039</b>	16100-59265
		88.08-95.05	3B	BU7#,88,89,9#		<b>WPT-047</b>	16100-59166
		95.05-	3B	BU10#,110,112,140,142,212,222	AUSTRALIA, EUROPE, TAIWAN	<b>WPT-047</b>	16100-59166
		95.05-	3B	BU10#,112,12#,13#,14#,162,172,182, 202,212,222		<b>WPT-047</b>	16100-59166
		95.05-00.08	3B	BU100,101,111,140,141,211,221	SOUTH AFRICA & GENERAL COUNTRIES	<b>WPT-039</b>	16100-59176
		3700	88.08-95.05	14B	BU6#,7#,8#,9#		<b>WPT-047</b>
88.08-95.05	14B		BU6#,7#,8#,9#		<b>WPT-039</b>	16100-59265	
95.05-	14B		BU10#,110,112,140,142,212,222	ARL, EUR, TAIWAN	<b>WPT-047</b>	16100-59166	

※ : Components may slightly differ from GENUINE No.

◇ : Complete Assembly Only.

& : Part No. requires additional components for installation.

\*1. : Engine #0XXXXXX~#6XXXXXX and #HXXXXXX~#KXXXXXX

\*2. : Engine #CXXXXXX~#GXXXXXX

# TOYOTA

Model	Year	Engine Type	Body Type	Remarks	AISIN No.	Genuine No.	
<b>DYNA / TOYOACE</b>	3700	95.05-	14B	BU100,101,111,140,141,211,221	SOUTH AFRICA	<b>WPT-039</b>	16100-59176
		95.05-97.03	14B	BU101,111,221	HONGKONG	<b>WPT-047</b>	16100-59166
		95.05-97.03	14B	BU88,94		<b>WPT-039</b>	16100-59176
		95.05-97.08	14B	BU111,141,211	CHINA	<b>WPT-047</b>	16100-59166
		97.08-99.05	14B	BU211	LHD;T3;CHINA SPEC	<b>WPT-047</b>	16100-59166
		99.05-02.12	14B	BU101	175T;GEN;RUSSIA SPEC	<b>WPT-047</b>	16100-59166
		99.05-02.12	14B	BU211	LHD;T3;RUSSIA SPEC	<b>WPT-047</b>	16100-59166
		99.05-04.06	4B	BU301,306,346		—	16100-59285
		99.08-04.06	S05C	XZU382		—	16100-78042
		00.10-00.11	S05C	XZU302,307,342		—	16100-78030
		00.11-02.06	S05C	XZU302,307,342		—	16100-E0271
		01.10-08.02	S05C	XZU404,412,422,414,424,434	FRONT HEATER	—	16100-E0271
		02.09-06.12	14B	BU303,343		<b>WPT-039</b>	16100-59176
	02.09-08.02	S05C	XZU342,412,422,414,424		—	16100-E0291	
4000		84.09-95.05	1W	WU75,85,9#		—	16100-E0151
		02.09-11.06	W04D	WU300,340,410,420		—	16100-E0151
		03.10-11.07	N04C/ T	XKU3##,4##,5##,XZU3##,4##		—	16100-E0B60
		06.10-11.06	W04D	WU302,342,412,422		—	16100-E0341
		09.05-09.07	W04D	WU302,342		—	16100-78140
		09.07-	W04D	WU302,342		—	16100-78141
		11.07-	N04CU#	XKC/ XKU/ XZC/ XZU6##,7##		—	16100-E0B60
		11.07-	W04D	WU600,650,700,710,720		—	16100-E0151
		11.07-	W04D	WU600,710,720		—	16100-E0341
4100		95.05-	15BF	BU10#,110,112,140,142,212,222	AUSTRALIA, EUROPE, TAIWAN	<b>WPT-047</b>	16100-59166
		95.05-99.06	15BF/ BFT	BU10#,112,12#,13#,14#,162,172,182,202,212,222		<b>WPT-047</b>	16100-59166
		97.01-99.05	15BFT	BU297		<b>WPT-080</b>	16100-59187
		99.05-00.05	15BFP	RZU100		<b>WPT-047</b>	16100-59166
		99.07-04.06	15BFTE	BU400,410,420,430		<b>WPT-171</b>	16100-59295
		99.07-06.10	15BFTE	XZU300,320,330,340		<b>WPT-171</b>	16100-59295
		99.08-	15BFTE	BU213,223		<b>WPT-171</b>	16100-59295
		00.05-03.06	15B#	XZU301,302,341,342		<b>WPT-047</b>	16100-59166
		00.11-03.06	15BCNG	XZU412	CNG	<b>WPT-047</b>	16100-59166
		00.11-03.06	15BLPG	XZU412	L.P.G.	<b>WPT-047</b>	16100-59166
		02.12-03.12	15BFTE	BU300,340		<b>WPT-171</b>	16100-59295
		03.06-	1BZ#	BZU300,340,410		<b>WPT-047</b>	16100-59166
		04.11-07.01	15BFTE	BU410,420		<b>WPT-171</b>	16100-59295
	07.05-	1BZFPE	BZU300,340,600	L.P.G.	<b>WPT-047</b>	16100-59166	
4600	99.05-00.11	S05C	XZU3##,4##		—	16100-78030	
4700	04.06-06.10	J05D	XZU413,423,433		—	16100-78090	
4900	99.07-04.06	S05#	XZU362,37#,382		—	16100-78042	
	00.11-06.10	S05D	XZU3##,4##		—	16100-E0271	
5300	95.10-99.05	J05C	XZU130,140		—	16100-89103	
	99.05-00.11	J05C	XZU3##,4##		—	16100-78030	
	00.11-08.02	S05#/ J05C	XZU30#,31#,32#,33#,34#,35#,40#,41#,420,430		—	16100-E0271	

※ : Components may slightly differ from GENUINE No.

◇ : Complete Assembly Only.

& : Part No. requires additional components for installation.

\*1. : Engine #0XXXXXX~#6XXXXXX and #HXXXXXX~#KXXXXXX

\*2. : Engine #CXXXXXX~#GXXXXXX

# TOYOTA / LEXUS

Model	Year	Engine Type	Body Type	Remarks	AISIN No.	Genuine No.	
<b>E'Z</b>	1600	11.06-	1ZRFE	ZGR20,21		<b>WPT-140</b>	16100-09550
		11.06-11.12	1ZRFE	ZGR20,21		<b>WPT-140</b>	16100-39466
	1800	11.06-	2ZRFE	ZGR20,21		<b>WPT-140</b>	16100-09550
		11.06-11.12	2ZRFE	ZGR20,21		<b>WPT-140</b>	16100-39466
	2000	11.06-	3ZRFE	ZGR22		<b>WPT-140</b>	16100-39466
<b>ETIOS / LIVA</b>	1200	10.12-13.03	3NRFE	NGK1#		<b>WPT-189</b>	16100-49A05
		13.03-	3NRFE	NGK10..IDN		<b>WPT-189</b>	16100-49A05
	1300	12.09-16.04	1NRFBE	NGK1#		<b>WPT-189</b>	16100-49A05
		16.04-	1NRFBE	NGK1#		<b>WPT-198</b>	16100-09730
	1400	11.08-	1NDTV	NUK1#		<b>WPT-180</b>	16100-39526
	1500	10.12-16.04	2NR#	NGK1#		<b>WPT-189</b>	16100-49A05
16.04-		2NR#	NGK1#		<b>WPT-198</b>	16100-09730	
<b>FJ CRUISER</b>	4000	06.01-09.08	1GRFE	GJ1#		<b>WPT-136</b>	16100-39406
		09.08-	1GRFE	GJ1#		<b>WPT-169</b>	16100-39545
<b>FORTUNER</b>	2400	15.07-16.03	2GDFTV	GUN15#,16#		—	16100-09710
		16.03-	2GDFTV	GUN165		<b>WPT-202</b>	16100-19365
	2500	05.01-	2KDFTV	KUN5#,6#	W/ SC	<b>WPT-109</b>	16100-69357
		08.01-	2KDFTV	KUN5#,6#		<b>WPT-146</b>	16100-39486
	2700	05.01-	2TRFE	TGN51,61		<b>WPT-044</b>	16100-09460
		06.09-08.01	2TRFE	TGN51,61		<b>WPT-044</b>	16100-79445
	2800	15.07-16.03	1GDFTV	GUN15#,16#		—	16100-09710
		16.03-	1GDFTV	GUN156,166		<b>WPT-202</b>	16100-19365
	3000	05.01-	1KDFTV	KUN5#,6#	W/ SC	<b>WPT-109</b>	16100-69357
		06.05-	5LE	LAN50		<b>WPT-001A</b>	16100-59257
06.12-		1KDFTV	KUN5#,61		<b>WPT-146</b>	16100-39486	
4000	05.07-	1GRFE	GGN50,60		<b>WPT-136</b>	16100-39406	
<b>GAIA</b>	2000	98.05-02.08	3SFE	SXM10,15	W/ SC	<b>WPTK-010</b>	16100-79186
		01.04-04.09	1AZFSE	ACM10,15	*1.	<b>WPT-129</b>	16100-28041
	2200	98.05-98.11	3CTE	CXM10		※ <b>WPT-126</b>	16100-64H06
98.11-04.09		3CTE	CXM10		<b>WPT-126</b>	16100-69435	
<b>GRANVIA / GRAND HIACE</b>	2700	95.08-98.04	3RZFE	RCH11		<b>WPT-044</b>	16100-79445
	3000	95.08-02.05	1KZTE	KCH10,12,16	W/ SC	<b>WPT-109</b>	16100-69357
		3400	97.08-05.01	5VZFE	VCH10,16,22,28		<b>WPT-048</b>
<b>HARRIER / LEXUS RX</b>	2000	13.12-	3ZRFAE	ZSU60,65		<b>WPT-195</b>	16100-39565
		17.05-	8ARFTS	ASU60,65		<b>WPT-203</b>	16100-39595
	2200	97.12-00.11	5SFE	SXU10,15	W/ SC	<b>WPTK-010</b>	16100-79186
	2400	00.11-03.02	2AZFE	ACU10,15	*1.	<b>WPT-129</b>	16100-28041
		03.02-	2AZFE	ACU30,35	*1.	<b>WPT-129</b>	16100-28041
	3000	97.12-03.02	1MZFE	MCU10,15		<b>WPT-057</b>	16100-29085
		03.02-06.02	1MZFE	MCU30,31,35,36		<b>WPT-057</b>	16100-29085
	3300	05.03-	3MZFE	MHU38		<b>WPT-057</b>	16100-29085
3500	06.01-08.12	2GRFE	GSU30,31,35,36		<b>WPT-142</b>	16100-39456	
<b>HIACE / REGIUSACE</b>	1600	82.11-85.07	12R	RH11	CAST IRON BODY	—	16100-39305
		82.11-85.07	12R	RH11	EUROPE	<b>WPT-076</b>	16100-39285
		82.11-85.07	12R	RH11		<b>WPT-077</b>	16100-39116
	1800	82.12-96.11	2Y#	YH5#,6#,7#		<b>WPT-016A</b>	16100-79037

※ : Components may slightly differ from GENUINE No.

◇ : Complete Assembly Only.

& : Part No. requires additional components for installation.

\*1. : Engine #0XXXXXX~#6XXXXXX and #HXXXXXX~#KXXXXXX

\*2. : Engine #CXXXXXX~#GXXXXXX

# TOYOTA

Model	Year	Engine Type	Body Type	Remarks	AISIN No.	Genuine No.	
<b>HIACE / REGIUSACE</b>	2000	82.12-96.11	3Y#	YH5#,6#,7#		<b>WPT-016A</b>	16100-79037
		89.08-03.08	1RZ#	RZH10#,11#,12#,13#,15#		<b>WPT-042</b>	16100-79455
		97.06-02.05	1RZE	RCH42		<b>WPT-042</b>	16100-79455
		03.08-05.01	1TRFE	TRH102,112,12#		<b>WPT-044</b>	16100-79445
		04.08-13.12	1TRFE	TRH200,21#,22#		<b>WPT-044</b>	16100-79445
	2200	82.11-85.07	L	LH11		<b>WPT-013A</b>	16100-59139
		82.12-	4Y	YH5#,6#,7#		<b>WPT-016A</b>	16100-79037
		82.12-87.08	L	LH5#,6#,7#		<b>WPT-013A</b>	16100-59139
	2400	87.08-90.01	2L#	LH5#,6#,7#		<b>WPT-013A</b>	16100-59139
		89.08-97.01	2LT#	LH10#,11#,12#,140		<b>WPT-001A</b>	16100-59257
		89.08-00.08	2L	LH10#,11#,12#,140,16#17#,184		<b>WPT-001A</b>	16100-59257
		95.08-01.08	2L#	LXH1#,2#		<b>WPT-001A</b>	16100-59257
		95.08-03.08	2RZ#	RZH10#,11#,12#,13#,15#		<b>WPT-042</b>	16100-79455
		00.08-	2L	LH10#,11#,154,16#,17#,184	TYPE C	<b>WPT-001A</b>	16100-59257
		00.09-04.01	2L	LH10#,112,114,154,164,162,172,174,184	TYPE B	<b>WPT-001A</b>	16100-09102
		00.09-04.01	2L	LH10#,112,114,154,164,162,172,174,184	TYPE A	<b>WPT-001A</b>	16100-09092
	2500	01.08-	2KDFTV	KLH1#,2#	W/ SC	<b>WPT-109</b>	16100-69357
		05.01-	2KDFTV	KDH20#,21#,22#		<b>WPT-134</b>	16100-39425
		05.08-08.10	2KDFTV	KDH20#,212		—	16100-09400
	2700	97.04-02.04	3RZFE	RCH41,47		<b>WPT-044</b>	16100-79445
		98.04-06.05	3RZFE	RCH13,19,23,29		<b>WPT-044</b>	16100-79445
		04.08-	2TRFE	TRH20#,21#,22#		<b>WPT-044</b>	16100-79445
		05.08-	2TRFE	TRH203,213		<b>WPT-044</b>	16100-09460
	2800	89.08-00.08	3L	LH10#,11#,12#,140,16#,17#,18#		<b>WPT-001A</b>	16100-59257
		17.01-19.01	1GDFTV	GDH201		<b>WPT-202</b>	16100-19365
	3000	93.08-04.08	1KZTE	KZH10#,11#,12#,13#	W/ SC	<b>WPT-109</b>	16100-69357
		97.01-	5L	LH10#,11#,12#,16#,17#,18#	TYPE C	<b>WPT-001A</b>	16100-59257
		97.04-99.07	1KZTE	KCH4#	W/ SC	<b>WPT-109</b>	16100-69357
		97.06-04.08	5L	LXH4#		<b>WPT-001A</b>	16100-59257
		00.09-04.01	5L	LH10#,112,154,164	TYPE A	<b>WPT-001A</b>	16100-09092
		00.09-04.01	5L	LH10#,112,154,164	TYPE B	<b>WPT-001A</b>	16100-09102
		00.09-04.01	5LE	LH112,172	TYPE A	<b>WPT-001A</b>	16100-09092
		00.09-04.01	5LE	LH112,172	TYPE B	<b>WPT-001A</b>	16100-09102
02.10-04.01		5L	LH114,162,172,182,174,184	TYPE A	<b>WPT-001A</b>	16100-09092	
02.10-04.01		5L	LH114,162,172,182,174,184	TYPE B	<b>WPT-001A</b>	16100-09102	
02.10-04.01		5LE	LH172	TYPE C	<b>WPT-001A</b>	16100-59257	
05.01-		1KDFTV	KDH20#,211,22#		<b>WPT-134</b>	16100-39425	
05.01-		5LE	LH20#,212,222		<b>WPT-001A</b>	16100-59257	
<b>HIACE TRUCK</b>	1600	82.11-85.07	12RJ	RH24		<b>WPT-076</b>	16100-39285
		85.08-87.08	1YJ	YH80		<b>WPT-016A</b>	16100-79037
	1800	87.08-95.05	2Y	YH81		<b>WPT-016A</b>	16100-79037
	2000	95.05-96.10	3Y	YY101		<b>WPT-016A</b>	16100-79037
	2200	82.11-85.07	L	LH24		<b>WPT-013A</b>	16100-59139
	2400	85.08-87.08	2L	LH80		<b>WPT-013A</b>	16100-59139

※ : Components may slightly differ from GENUINE No.

◇ : Complete Assembly Only.

& : Part No. requires additional components for installation.

\*1. : Engine #0XXXXXX~#6XXXXXX and #HXXXXXX~#KXXXXXX

\*2. : Engine #CXXXXXX~#GXXXXXX

# TOYOTA

Model	Year	Engine Type	Body Type	Remarks	AISIN No.	Genuine No.		
<b>HIACE TRUCK</b>	2400	87.08-88.08	2L	LH8#		<b>WPT-013A</b>	16100-59139	
		88.08-89.10	2L	LH80		<b>WPT-001A</b>	16100-59257	
		88.08-89.10	2L	LH85		<b>WPT-013A</b>	16100-59139	
		89.10-95.05	2L	LH8#,9#		<b>WPT-001A</b>	16100-59257	
	2800	95.05-96.10	3L	LY101,111,151,161		<b>WPT-001A</b>	16100-59257	
<b>HIGHLANDER / KLUGER</b>	2000	15.03-	8ARFTS	ASU5#	CHINA	<b>WPT-203</b>	16100-39595	
	2400	00.11-07.05	2AZFE	ACU20,25	<b>*1.</b>	<b>WPT-129</b>	16100-28041	
		2700	08.11-	1ARFE	ASU40		<b>WPT-194</b>	16100-39515
			11.09-	1ARFE	ASU40		<b>WPT-805</b>	16100-09515
			11.11-	1ARFE	ASU40	CHINA	<b>WPT-194</b>	16100-39515
	3000	18.10-	1ARFE	ASU50		<b>WPT-194</b>	16100-39515	
		00.11-03.08	1MZFE	MCU2#		<b>WPT-057</b>	16100-29085	
	3300	03.08-	3MZFE	MCU2#		<b>WPT-057</b>	16100-29085	
		07.08-	3MZFE	MHU48		<b>WPT-057</b>	16100-29085	
	3500	07.05-	2GRFE	GSU4#		<b>WPT-142</b>	16100-39456	
		09.10-	2GRFE	GSU4#		<b>WPT-142</b>	16100-09441	
		10.08-	2GRFXE	GVU48		<b>WPT-142</b>	16100-39456	
		12.10-16.11	2GRFXE	GVU58	HV Inverter cooling	<b>WQT-001</b>	G9040-52010	
16.11-		2GRFKS	GSU5#,GVU58		<b>WPT-199</b>	16100-09690		
<b>HILUX</b>	1600	79.12-88.09	12RJ	RN33,35,4#		<b>WPT-076</b>	16100-39285	
		83.08-96.11	1Y#	YN5#,6#		<b>WPT-016A</b>	16100-79037	
	1800	83.08-00.10	2Y#	YN5#,6#,8#,9#,10#,110,130,140		<b>WPT-016A</b>	16100-79037	
	2000	83.08-99.09	3Y#	YN5#,6#,8#,9#,10#,130		<b>WPT-016A</b>	16100-79037	
		97.08-05.11	1RZ#	RZN14#		<b>WPT-042</b>	16100-79455	
		05.01-	1TRFE	TGN1#,16,26,36		<b>WPT-044</b>	16100-09460	
		06.09-10.05	1TRFE	TGN15,16,26,36		<b>WPT-044</b>	16100-79445	
	2200	80.08-88.09	L	LN3#,4#,50,55		<b>WPT-067</b>	16100-59129	
		88.08-99.09	4Y#	YN5#,6#,8#,9#,10#,13#		<b>WPT-016A</b>	16100-79037	
	2400	82.10-88.09	2L	LN3#,4#		<b>WPT-067</b>	16100-59129	
		83.08-95.08	2L	LN5#,6#		<b>WPT-013A</b>	16100-59139	
		86.01-99.09	22R#	RN5#,6#,8#,90,10#,110,125		<b>WPT-007A</b>	16100-39346	
		88.08-	2L#	LN10#,11#,130,8#,90		<b>WPT-001A</b>	16100-59257	
		88.09-94.08	2L	LN80,85		<b>WPT-001A</b>	16100-59257	
		89.04-93.08	2LT	LN130	TURBO	<b>WPT-001A</b>	16100-59257	
		95.08-00.08	2L	LN5#,67,8#,9#		<b>WPT-001A</b>	16100-59257	
		97.08-	2RZFE	RZN14#,15#,16#,17#,19#		<b>WPT-044</b>	16100-79445	
		97.08-99.08	2L	LN14#,15#,16#,17#,19#		<b>WPT-001A</b>	16100-59257	
		98.08-00.08	2L	LN14#,15#,16#,17#,19#	TYPE A	—	16100-09090	
		98.08-00.08	2L	LN14#,15#,16#,17#,19#	TYPE B	—	16100-09100	
		00.08-00.09	2L	LN14#,15#,16#,17#,19#	TYPE B	—	16100-09101	
		00.08-05.02	2L	LN14#,15#,16#,17#,19#	TYPE A	<b>WPT-001A</b>	16100-09092	
		00.09-05.02	2L	LN14#,15#,16#,17#,19#	TYPE B	<b>WPT-001A</b>	16100-09102	
		15.05-16.03	2GDFTV	GUN112,12#,13#		—	16100-09710	
		16.03-	2GDFTV	GUN122,125,135		<b>WPT-202</b>	16100-19365	
		2500	01.08-05.08	2KDFTV	KDN145,15#,16#,170,190	W/ SC	<b>WPT-109</b>	16100-69357
	02.09-04.08		2KDFTV	KDN145,15#,16#,190		—	16100-09190	

※ : Components may slightly differ from GENUINE No.

◇ : Complete Assembly Only.

& : Part No. requires additional components for installation.

\*1. : Engine #0XXXXXX~#6XXXXXX and #HXXXXXX~#KXXXXXX

\*2. : Engine #CXXXXXX~#GXXXXXX

# TOYOTA

TOYOTA  
LEXUS

Model	Year	Engine Type	Body Type	Remarks	AISIN No.	Genuine No.		
<b>HILUX</b>	2500	04.08-	2KDFTV	KUN1#,2#,3#	W/ SC	<b>WPT-109</b>	16100-69357	
		06.08-	2KDFTV	KUN1#,2#,3#		<b>WPT-146</b>	16100-39486	
	2700	97.08-	3RZFE	RZN14#,15#,16#,17#,18#,19#		<b>WPT-044</b>	16100-79445	
		97.08-03.08	3RZFE	RZN144,149,154,169,193		<b>WPT-044</b>	16100-79445	
		01.06-04.12	3RZFE	RZN200,21#		<b>WPT-044</b>	16100-79445	
		04.08-	2TRFE	TRN210,215		<b>WPT-044</b>	16100-79445	
		06.09-08.01	2TRFE	TGN1#,2#,3#		<b>WPT-044</b>	16100-79445	
		08.01-	2TRFE	TGN1#,2#,3#		<b>WPT-044</b>	16100-09460	
	2800	88.08-	3L	LN8#,10#,11#,13#		<b>WPT-001A</b>	16100-59257	
		88.08-01.06	3L	LN9#		<b>WPT-001A</b>	16100-59257	
		95.08-98.07	3L	LN5#,67		<b>WPT-001A</b>	16100-59257	
		97.08-	3L	LN14#,15#,16#,17#,19#		<b>WPT-001A</b>	16100-59257	
		01.08-04.01	3L	LN140,141,146,166,17#,19#		TYPE A	<b>WPT-001A</b>	16100-09092
		01.08-04.01	3L	LN140,141,146,166,17#,19#		TYPE B	<b>WPT-001A</b>	16100-09102
		15.05-16.03	1GDFTV	GUN112,12#,13#			—	16100-09710
		16.03-	1GDFTV	GUN126,136			<b>WPT-202</b>	16100-19365
	3000	89.08-92.08	3VZE	VZN130		<b>WPT-030</b>	16100-69475	
		92.08-95.11	3VZE	VZN130		<b>WPT-032</b>	16100-69485	
		93.08-95.11	1KZTE	KZN130		W/ SC	<b>WPT-109</b>	16100-69357
		95.11-00.08	1KZTE	KZN185		W/ SC	<b>WPT-109</b>	16100-69357
		97.08-04.12	5L	LN14#,15#,16#,17#,19#			<b>WPT-001A</b>	16100-59257
		98.08-00.08	5L	LN14#,15#,16#,17#,19#		TYPE A	—	16100-09090
		98.08-00.08	5L	LN14#,15#,16#,17#,19#		TYPE B	—	16100-09100
		99.09-05.04	1KZTE	KZN165		W/ SC	<b>WPT-109</b>	16100-69357
		00.05-	1K#	KDN185,KZN185		W/ SC	<b>WPT-109</b>	16100-69357
		00.05-05.04	1KZTE	KZN190		W/ SC	<b>WPT-109</b>	16100-69357
		00.08-04.07	5L	LN14#,15#,16#,17#,19#		TYPE A	<b>WPT-001A</b>	16100-09092
		00.08-04.07	5L	LN14#,15#,16#,17#,19#		TYPE B	<b>WPT-001A</b>	16100-09102
		00.08-05.02	5LE	LN14#,15#,16#,17#,19#			<b>WPT-001A</b>	16100-09092
		01.06-04.01	5L	LN200,205		TYPE A	<b>WPT-001A</b>	16100-09092
		01.06-04.01	5L	LN200,205		TYPE B	<b>WPT-001A</b>	16100-09102
		01.08-	1KZTE	KZN205		W/ SC	<b>WPT-109</b>	16100-69357
		01.09-05.03	1KDFTV	KDN145,15#,16#,190		W/ SC	<b>WPT-109</b>	16100-69357
		02.09-04.08	1KDFTV	KDN145,15#,16#,190			—	16100-09190
		02.11-	1KDFTV	KDN215		W/ SC	<b>WPT-109</b>	16100-69357
		04.08-	1KDFTV	KUN1#,2#,3#		W/ SC	<b>WPT-109</b>	16100-69357
		05.07-	5LE	LAN15,25,35			<b>WPT-001A</b>	16100-59257
		06.08-	1KDFTV	KUN1#,2#,3#			<b>WPT-146</b>	16100-39486
		3400	95.11-	5VZFE		VZN18#		<b>WPT-048</b>
	02.08-05.02		5VZFE	VZN167,172		<b>WPT-100</b>	16100-69545	
	02.11-05.08		5VZFE	VZN21#		<b>WPT-048</b>	16100-69535	
	4000	05.08-	1GRFE	GRN215		<b>WPT-136</b>	16100-39406	
		09.03-	1GRFE	GGN15,25,35		<b>WPT-136</b>	16100-39406	
<b>INNOVA /</b>	2000	04.08-	1TRFE	TGN40		<b>WPT-044</b>	16100-09460	
<b>KIJANG</b>	2400	15.11-16.03	2GDFTV	GUN142		—	16100-09710	
<b>INNOVA</b>		16.03-	2GDFTV	GUN142		<b>WPT-202</b>	16100-19365	

※ : Components may slightly differ from GENUINE No.

◇ : Complete Assembly Only.

& : Part No. requires additional components for installation.

\*1. : Engine #0XXXXXX~#6XXXXXX and #HXXXXXX~#KXXXXXX

\*2. : Engine #CXXXXXX~#GXXXXXX

# TOYOTA

Model	Year	Engine Type	Body Type	Remarks	AISIN No.	Genuine No.	
<b>INNOVA / KIJANG INNOVA</b>	2500	04.08-16.03	2KDFTV	KUN40		<b>WPT-146</b> 16100-39486	
	2700	04.08-	2TRFE	TGN41		<b>WPT-044</b> 16100-09460	
	2800	16.03-	1GDFTV	GUN143		<b>WPT-202</b> 16100-19365	
<b>IQ</b>		12.09-12.12		KPJ10	EV Inverter cooling	<b>WQT-001</b> G9040-52010	
	1000	08.11-	1KRFE	KGJ10		<b>WPT-164</b> 16100-80005	
	1300	09.05-	1NRFE	NGJ10		<b>WPT-168</b> 16100-80008	
	1400	08.11-12.05	1NDTV	NUJ10		<b>WPT-184</b> 16100-39536	
<b>ISIS</b>	1800	04.09-09.09	1ZZFE	ZNM10		<b>WPT-106</b> 16100-29415	
		09.09-12.06	2ZRFAE	ZGM10,15		<b>WPT-140</b> 16100-39466	
		12.06-17.	2ZRFAE	ZGM1#		<b>WPT-195</b> 16100-39565	
	2000	04.09-	1AZFSE	ANM10,15	<b>*1.</b>	<b>WPT-129</b> 16100-28041	
		09.09-12.06	3ZRFAE	ZGM11,1#		<b>WPT-140</b> 16100-39466	
		12.06-17.	3ZRFAE	ZGM1#		<b>WPT-195</b> 16100-39565	
<b>IZOA</b>	2000	18.07-	M20AFKS	MAXA10	Water inlet housing sub-Assy	— 16032-24010	
<b>KIJANG / UNSER / TAMARAW REVO</b>	1800	96.12-06.12	7K#	KF60,7#,80,82		<b>WPT-122</b> 16100-19276	
		00.04-03.06	2Y	YF60,80		<b>WPT-016A</b> 16100-79037	
	2000	99.11-06.12	1RZE	RZF61,71,8#		<b>WPT-044</b> 16100-79445	
		2400	96.12-98.05	2L	LF60,70,80		<b>WPT-001A</b> 16100-09092
			96.12-04.06	2L	LF6#,7#,8#		<b>WPT-001A</b> 16100-59257
			98.05-00.08	2L	LF6#,7#,8#	TYPE B	— 16100-09100
		98.05-04.02	2L	LF6#,7#,8#	TYPE A	— 16100-09090	
		99.11-06.12	2RZE	RZF61,71,8#		<b>WPT-044</b> 16100-79445	
		00.08-04.02	2L	LF6#,7#,8#	TYPE B	<b>WPT-001A</b> 16100-09102	
	3000	96.12-04.06	5L	LF6#,7#,8#		<b>WPT-001A</b> 16100-59257	
		98.05-00.08	5L	LF6#,7#,8#	TYPE B	— 16100-09100	
		98.05-00.08	5L	LF6#,7#,8#	TYPE A	— 16100-09090	
		00.08-04.02	5L	LF6#,7#,8#	TYPE B	<b>WPT-001A</b> 16100-09102	
		00.08-04.02	5L	LF6#,7#,8#	TYPE A	<b>WPT-001A</b> 16100-09092	
<b>LANDCRUISER / PRADO</b>	2400	84.11-90.01	2L#	LJ7#		<b>WPT-013A</b> 16100-59139	
		84.11-96.04	22R#	RJ7#		<b>WPT-007A</b> 16100-39346	
		90.01-95.01	2L#	LJ7#		<b>WPT-001A</b> 16100-59257	
	2700	96.04-08.12	3RZF/ FE	RZJ9#		<b>WPT-044</b> 16100-79445	
		04.08-09.08	2TRFE	TRJ120,125		<b>WPT-044</b> 16100-79445	
		09.08-	2TRFE	TRJ150,15#		<b>WPT-044</b> 16100-79445	
	2800	90.01-02.09	3L	LJ7#,9#		<b>WPT-001A</b> 16100-59257	
		15.06-	1GDFTV	GDJ15#	LAND CRUISER PRADO	<b>WPT-202</b> 16100-19365	
	3000	93.05-96.04	1KZT/ TE	KZJ71,78	TURBO W/ SC	<b>WPT-109</b> 16100-69357	
		96.04-02.09	1KZ#	KZJ9#	W/ SC	<b>WPT-109</b> 16100-69357	
		00.05-02.11	1K#	KDJ9#,KZJ9#	W/ SC	<b>WPT-109</b> 16100-69357	
		02.09-	5LE	LJ12#,150		<b>WPT-001A</b> 16100-59257	
		02.09-07.07	1K#	KDJ120,KZJ120	W/ SC	<b>WPT-109</b> 16100-69357	
		09.08-	1KDFTV	KDJ150,155,15#	W/ SC	<b>WPT-109</b> 16100-69357	
	3400	80.08-85.10	3B	BJ6#		<b>WPT-074</b> 16100-59105	
		80.08-88.08	3B	BJ60		<b>WPT-019</b> 16100-59076	
		84.11-88.08	3B	BJ7#		<b>WPT-074</b> 16100-59105	
84.11-88.08		3B	BJ70,73,75	MIDDLE EAST	<b>WPT-019</b> 16100-59076		

※ : Components may slightly differ from GENUINE No.

◇ : Complete Assembly Only.

& : Part No. requires additional components for installation.

\*1. : Engine #0XXXXXX~#6XXXXXX and #HXXXXXX~#KXXXXXX

\*2. : Engine #CXXXXXX~#GXXXXXX

# TOYOTA

TOYOTA  
LEXUS

Model	Year	Engine Type	Body Type	Remarks	AISIN No.	Genuine No.	
<b>LANDCRUISER / PRADO</b>	3400	84.11-90.01	13BT	BJ7#	MIDDLE EAST	<b>WPT-074</b>	16100-59105
		88.08-90.01	3B	BJ60		<b>WPT-039</b>	16100-59265
		88.08-90.01	3B	BJ7#		<b>WPT-039</b>	16100-59265
		88.08-90.01	3B	BJ7#		<b>WPT-080</b>	16100-59187
		96.04-02.09	5VZFE	VZJ9#		<b>WPT-100</b>	16100-69545
		96.04-02.09	5VZFE	VZJ90,95		<b>WPT-048</b>	16100-69535
		02.09-05.08	5VZFE	VZJ120,121		<b>WPT-048</b>	16100-69535
		02.09-08.12	5VZFE	VZJ95		<b>WPT-100</b>	16100-69545
	3500	90.01-95.01	1PZ	PZJ70,77	<b>WPT-015</b>	16100-19235	
		15.09-	7GRFKS	GRJFKS(China)	PRADO	—	16100-39625
	4000	80.08-85.06	2H	HJ47		—	16100-69167
		80.08-86.04	2F	FJ4#	CAST IRON BODY	—	16100-61140
		80.08-86.04	2F	FJ4#	CAST IRON BODY, WITH OIL COOLER	—	16100-61150
		80.08-86.04	2F	FJ4#	WITH OIL COOLER	<b>WPT-020</b>	16100-61041
		80.08-86.04	2F	FJ4#		—	16100-61012
		80.08-87.08	2F	FJ60		<b>WPT-028</b>	16110-61081
		80.08-87.08	2F	FJ60		※ <b>WPT-063</b>	16100-61130
		80.08-90.01	12HT	HJ6#		※ <b>WPT-051</b>	16100-69037
		80.08-90.01	2H	HJ6#		※ <b>WPT-051</b>	16100-69037
		84.11-90.01	2H	HJ75		—	16100-69167
		84.11-90.01	2H	HJ75	AUSTRALIA	※ <b>WPT-051</b>	16100-69037
		84.11-90.01	3F	FJ62	DIRECT,WITH OIL COOLER	<b>WPT-037</b>	16100-69245
		84.11-90.01	3F	FJ62	DIRECT TYPE	<b>WPT-061</b>	16100-69235
		84.11-90.01	3F	FJ7#	CAST IRON, WITH OIL COOLER	—	16100-69136
		84.11-90.01	3F	FJ7#		※ <b>WPT-071</b>	16100-69146
		84.11-90.01	3F	FJ7#		<b>WPT-071</b>	16110-61170
		84.11-90.01	3F	FJ7#	WITH OIL COOLER	<b>WPT-138</b>	16100-69156
		84.11-90.01	3F	FJ7#	WITH OIL COOLER	<b>WPT-029</b>	16110-61180
		84.11-92.01	3F	FJ7#	CAST IRON BODY	—	16100-69127
		84.11-92.03	3F	FJ62	WITH OIL COOLER	<b>WPT-138</b>	16100-69156
		84.11-92.03	3F	FJ62		<b>WPT-071</b>	16110-61170
		84.11-92.03	3F	FJ62	WITH OIL COOLER	<b>WPT-029</b>	16110-61180
		84.11-92.03	3F	FJ62		※ <b>WPT-071</b>	16100-69146
		84.11-92.08	3F	FJ7#	WITH OIL COOLER	<b>WPT-037</b>	16100-69245
		84.11-92.08	3F	FJ7#		<b>WPT-061</b>	16100-69235
		87.08-90.01	3FE	FJ62		<b>WPT-029</b>	16110-61180
		87.08-90.01	3FE	FJ62		※ <b>WPT-029</b>	16100-69196
		90.01-92.01	3F	FJ80	WITH OIL COOLER	<b>WPT-037</b>	16100-69245
		90.01-92.01	3F	FJ80		<b>WPT-061</b>	16100-69235
		90.01-92.08	3F	FJ7#	WITH D450 X 8 2STEP 1000CST & OIL COOLER	<b>WPT-150</b>	16100-69255
		90.01-92.08	3F	FJ7#,80	WITH D450 X 8 2STEP 1000CST FAN & COUPLING	—	16100-69265
		90.01-92.08	3F#	FJ80		<b>WPT-150</b>	16100-69255
		03.01-	1GRFE	GRJ12#		<b>WPT-136</b>	16100-39406
		05.08-	1GRFE	GRJ120W, 121W		<b>WPT-136</b>	16100-39406
		07.09-12.02	1GRFE	GRJ200		<b>WPT-136</b>	16100-39406
		09.07-	1GRFE	GRJ7#		<b>WPT-136</b>	16100-39406

※ : Components may slightly differ from GENUINE No.

◇ : Complete Assembly Only.

& : Part No. requires additional components for installation.

\*1. : Engine #0XXXXXX~#6XXXXXX and #HXXXXXX~#KXXXXXX

\*2. : Engine #CXXXXXX~#GXXXXXX

# TOYOTA / LEXUS

Model	Year	Engine Type	Body Type	Remarks	AISIN No.	Genuine No.	
<b>LANDCRUISER / PRADO</b>	4000	09.08-	1GRFE	GRJ150,151		<b>WPT-169</b>	16100-39545
		12.01-	1GRFE	GRJ200		<b>WPT-169</b>	16100-39545
		14.08-	1GRFE	GRJ76K, 79K		<b>WPT-136</b>	16100-39406
	4200	90.01-98.01	1H#	HDJ7#,HZJ7#		<b>WPT-015</b>	16100-19235
		90.01-01.03	1H#	HDJ8#,HZJ8#		<b>WPT-015</b>	16100-19235
		98.01-04.08	1H#	HDJ100,HZJ105		<b>WPT-015</b>	16100-19235
	4500	92.01-98.01	1FZ#	FZJ7#,80		<b>WPT-023</b>	16100-69325
		98.01-	1FZ#	FZJ7#,80,10#		<b>WPT-131</b>	16100-69415
		07.01-16.02	1VDFTV	VDJ7#		<b>WPT-143</b>	16100-59365
		07.09-16.02	1VDFTV	VDJ200		<b>WPT-143</b>	16100-59365
	4600	12.01-	1URFE	URJ202		<b>WPT-188</b>	16100-39555
	4700	98.01-	2UZFE	UZJ100		<b>WPT-125</b>	16100-59276
		07.09-12.02	2UZFE	UZJ200		<b>WPT-125</b>	16100-59276
5700	07.09-	3URFE	URJ200		<b>WPT-196</b>	16100-39496	
	09.01-10.12	3URFE	URJ200		<b>WPT-804</b>	16100-09491	
<b>LEXUS CT</b>	1800	10.12-	2/ 5ZRFXE	ZWA10	HV	<b>WPT-190</b>	161A0-29015
		10.12-	2ZRFXE	ZWA10	HV Inverter cooling	<b>WQT-001</b>	G9040-52010
<b>LEXUS ES</b>	2000	15.07-	6ARFSE	ASV61,ASZ10		—	16100-09700
	2400	09.08-	2AZFE	ACV40	<b>*1.</b>	<b>WPT-129</b>	16100-28041
	2500	89.06-91.07	2VZFE	VZV21		<b>WPT-002</b>	16100-69455
		12.06-	2ARFE	ASV60		<b>WPT-194</b>	16100-39515
		12.06-	2ARFXE	AVV60	HV Inverter cooling	<b>WQT-002</b>	G9040-33030
		12.06-	2ARFXE	AVV60	HV	<b>WPT-191</b>	161A0-39025
		18.06-	A25AFXS, A25#	AXZA10,AXZH10	Water inlet housing sub-Assy	—	16032-25010
	3000	91.07-96.08	3VZFE	VCV10		<b>WPT-002</b>	16100-69455
		93.08-96.08	1MZFE	MCV10		<b>WPT-057</b>	16100-29085
		96.08-	1MZFE	MCV20		<b>WPT-057</b>	16100-29085
		01.07-	1MZFE	MCV30		<b>WPT-057</b>	16100-29085
	3300	03.07-	3MZFE	MCV31		<b>WPT-057</b>	16100-29085
	3500	06.03-	2GRFE	GSV40		<b>WPT-142</b>	16100-39456
		12.06-	2GRFE	GSV60		<b>WPT-142</b>	16100-39456
		18.08-	2GRFKS	GSZ10		<b>WPT-199</b>	16100-39615
18.08-		2GRFKS	GSZ10		<b>WPT-199</b>	16100-09690	
<b>LEXUS GS</b>	2000	16.09-	8ARFTS	ARL10		<b>WPT-203</b>	16100-39595
	2500	11.12-	4GRFSE	GRL1#,GWL10		<b>WPT-137</b>	16100-39436
		13.09-	2ARFSE	AWL10	HV Inverter cooling	<b>WQT-002</b>	G9040-33030
		13.09-	2ARFSE	AWL10	GS25	<b>WPT-200</b>	16100-39575
	3000	93.01-97.08	2JZGE	JZS147	W/ SC	<b>WPT-110</b>	16100-49838
		97.08-	2JZGE	JZS160		<b>WPT-116</b>	16100-49877
		97.08-05.01	2JZGE	JZS160	WO/ SC	<b>WPT-155</b>	16110-49156
		05.01-	3GR#	GRS19#		<b>WPT-137</b>	16100-39436
	3500	05.01-	2GRFSE	GRS19#		<b>WPT-137</b>	16100-39436
		11.12-	2GR#	GRL1#,GWL10		<b>WPT-137</b>	16100-39436
15.10-		2GRFKS	GRL12,16		<b>WPT-199</b>	16100-39615	
4000	97.08-00.07	1UZFE	UZS160		<b>WPT-125</b>	16100-59276	

※ : Components may slightly differ from GENUINE No.

◇ : Complete Assembly Only.

& : Part No. requires additional components for installation.

**\*1.** : Engine #0XXXXXX~#6XXXXXX and #HXXXXXX~#KXXXXXX

**\*2.** : Engine #CXXXXXX~#GXXXXXX

# TOYOTA / LEXUS

TOYOTA  
LEXUS

Model	Year	Engine Type	Body Type	Remarks	AISIN No.	Genuine No.	
<b>LEXUS GS</b>	4300	97.08-05.01	3UZFE	UZS161		<b>WPT-125</b>	16100-59276
		05.01-08.09	3UZFE	UZS190		<b>WPT-125</b>	16100-59276
	4600	07.09-	1UR#	URS190		<b>WPT-187</b>	16100-39506
	5000	15.10-	2URGSE	URL10	GS F	<b>WPT-187</b>	16100-39506
<b>LEXUS GX</b>	4000	12.06-	1GRFE	GRJ158		<b>WPT-169</b>	16100-39545
	4600	09.11-	1URFE	URJ150		<b>WPT-188</b>	16100-39555
	4700	02.11-	2UZFE	UZJ120		<b>WPT-125</b>	16100-59276
<b>LEXUS HS</b>	2400	09.07-	2AZFXE	ANF10	<b>*1.</b>	<b>WPT-129</b>	16100-28041
<b>LEXUS IS</b>	2000	99.01-05.07	1GFE	GXE10		<b>WPT-112</b>	16100-79285
		15.08-	8ARFTS	ASE30		<b>WPT-203</b>	16100-39595
	2200	05.11-10.08	2ADFHV	ALE20		<b>WPT-145</b>	16100-29495
		10.08-12.08	2AD#	ALE20		<b>WPT-145</b>	16100-29495
	2500	05.08-	4GRFSE	GSE2#		<b>WPT-137</b>	16100-39436
		13.04-	2ARFSE	AVE30,35	HV	<b>WPT-200</b>	16100-39575
		13.04-	2ARFXE	AVE30,3#	HV Inverter cooling	<b>WQT-002</b>	G9040-33030
	3000	00.05-05.07	2JZGE	JCE10		<b>WPT-116</b>	16100-49877
			2JZGE	JCE10	WO/ SC	<b>WPT-155</b>	16110-49156
		06.04-	3GRFE	GSE2#		<b>WPT-137</b>	16100-39436
3500	05.08-	2GRFSE	GSE2#		<b>WPT-137</b>	16100-39436	
	17.10-	2GRF#	GSE31,3#		<b>WPT-199</b>	16100-39615	
5000	07.12-	2URGSE	USE20		<b>WPT-187</b>	16100-39506	
<b>LEXUS LC</b>	3500	17.01-	8GRFXS	GWZ100		<b>WPT-199</b>	16100-39615
	5000	17.03-	2URGSE	URZ100		<b>WPT-187</b>	16100-39506
<b>LEXUS LS</b>	3500	17.10-	8GRF#	GVF5#,GSF50		<b>WPT-199</b>	16100-39615
	4000	89.05-97.07	1UZFE	UCF10,20		<b>WPT-027</b>	16100-50023
		97.07-00.08	1UZFE	UCF20		<b>WPT-125</b>	16100-59276
	4300	00.08-06.02	3UZFE	UCF30		<b>WPT-125</b>	16100-59276
	4600	06.08-	1UR#	USF4#		<b>WPT-187</b>	16100-39506
5000	07.04-	2URFSE	UVF4#		<b>WPT-187</b>	16100-39506	
<b>LEXUS LX</b>	4500	95.11-98.01	1FZFE	FZJ80		<b>WPT-023</b>	16100-69325
		15.09-16.02	1VDFTV	VDJ201		<b>WPT-143</b>	16100-59365
	4600	12.01-15.09	1URFE	URJ202		<b>WPT-188</b>	16100-39555
	4700	98.01-	2UZFE	UZJ100		<b>WPT-125</b>	16100-59276
	5700	07.11-	3URFE	URJ201		<b>WPT-196</b>	16100-39496
		09.01-10.04	3URFE	URJ201		<b>WPT-196</b>	16100-09490
10.04-10.12	3URFE	URJ201		<b>WPT-196</b>	16100-09491		
<b>LEXUS NX</b>	2000	14.07-	8ARFTS	AGZ1#		<b>WPT-203</b>	16100-39595
		14.10-	3ZRFAE	ZGZ1#		<b>WPT-195</b>	16100-39565
	2500	14.07-	2ARFXE	AYZ10,15		<b>WPT-200</b>	16100-39575
<b>LEXUS RC</b>	2000	15.10-	8ARFTS	ASC10		<b>WPT-203</b>	16100-39595
	2500	14.09-	2ARFSE	AVC10		<b>WPT-200</b>	16100-39575
		15.10-	2ARFXE	AVC10	HV Inverter cooling	<b>WQT-002</b>	G9040-33030
	3500	17.11-	2GRF#	GSC10,1#		<b>WPT-199</b>	16100-39615
<b>LEXUS RX</b>	2000	15.09-	8ARFTS	AGL2#		<b>WPT-203</b>	16100-39595
	2700	10.08-	1ARFE	AGL10		<b>WPT-194</b>	16100-39515
	3000	98.01-	1MZFE	MCU1#		<b>WPT-057</b>	16100-29085

※ : Components may slightly differ from GENUINE No.

◇ : Complete Assembly Only.

& : Part No. requires additional components for installation.

\*1. : Engine #0XXXXXX~#6XXXXXX and #HXXXXXX~#KXXXXXX

\*2. : Engine #CXXXXXX~#GXXXXXX

# TOYOTA / LEXUS

Model	Year	Engine Type	Body Type	Remarks	AISIN No.	Genuine No.	
<b>LEXUS RX</b>	3000	03.02-	1MZFE	MCU3#		<b>WPT-057</b>	16100-29085
	3300	03.02-	3MZFE	MCU3#		<b>WPT-057</b>	16100-29085
		05.03-08.12	3MZFE	MHU3#		<b>WPT-057</b>	16100-29085
	3500	06.01-08.12	2GRFE	GSU3#		<b>WPT-142</b>	16100-39456
		07.01-09.01	2GRFE	GSU3#		<b>WPT-142</b>	16100-09440
		08.12-09.03	2GRFE	GGL1#		<b>WPT-142</b>	16100-39456
		09.01-	2GRFE	GGL1#		<b>WPT-142</b>	16100-09441
		09.03-	2GR#	GGL1#,GYL1#		<b>WPT-142</b>	16100-39456
		09.03-	2GRFXE	GYL1#	HV Inverter cooling	<b>WQT-001</b>	G9040-52010
		15.09-	2GRFXS	GGL2#		<b>WPT-199</b>	16100-39615
15.10-	2GRFXS	GYL25,26		<b>WPT-199</b>	16100-39615		
<b>LEXUS SC</b>	3000	91.08-95.06	2JZGE	JZZ31	WO/SC, &:90445-12291 DRAIN HOSE	<b>&amp; WPT-038</b>	16110-49095
		91.08-95.06	2JZGE	JZZ31	W/SC, &:90445-12291 DRAIN HOSE	<b>&amp; WPT-110</b>	16100-49835
		95.06-00.07	2JZGE	JZZ31	WO/ SC	<b>WPT-038</b>	16110-49097
		95.06-00.07	2JZGE	JZZ31	W/ SC	<b>WPT-110</b>	16100-49838
	4000	91.04-97.09	1UZFE	UZZ30		<b>WPT-027</b>	16100-50023
		97.09-	1UZFE	UZZ30		<b>WPT-125</b>	16100-59276
	4300	01.01-	3UZFE	UZZ40		<b>WPT-125</b>	16100-59276
<b>LEXUS UX</b>	2000	18.10-	M20#	MZAA10,MZAH1#	Water inlet housing sub-Assy	—	16032-24010
<b>LITEACE</b>	1300	79.10-92.01	4KJ	KM2#,3#,5#		<b>WPT-024A</b>	16100-19156
	1500	85.09-	5K#	KM3#		<b>WPT-021A</b>	16100-19166
		86.10-99.06	5K	KM51		<b>WPT-024A</b>	16100-19156
		92.01-98.12	5K#	KR2#,41		<b>WPT-024A</b>	16100-19156
		08.01-	3SZVE	S402,412M/ U		<b>WPT-175</b>	16100-B9442
	1600	82.10-86.09	1Y,1YJ	YM2#		<b>WPT-016A</b>	16100-79037
	1800	82.10-86.09	2Y#	YM2#		<b>WPT-016A</b>	16100-79037
		82.10-89.12	1C	CM2#,3#,4#,5#,6#		<b>※WPT-004</b>	16100-64H04
		86.10-99.06	2Y	YM55,6#		<b>WPT-016A</b>	16100-79037
		92.01-98.04	2Y,2YJ	YR2#,3#,4#		<b>WPT-016A</b>	16100-79037
		96.11-07.08	7K#	KR42,52		<b>WPT-122</b>	16100-19276
		99.06-06.02	7KE	KM7#,8#		<b>WPT-122</b>	16100-19276
		2000	82.10-90.05	2C#	CM2#,3#,4#,5#,6#		<b>※WPT-004</b>
	85.09-92.01		3Y#	YM3#,4#		<b>WPT-016A</b>	16100-79037
	90.05-92.01		2C#	CM3#,4#		<b>※WPT-126</b>	16100-64H06
	90.05-98.04		2C	CM36		<b>※WPT-126</b>	16100-64H06
	90.05-98.11		2C	CM5#,6#		<b>※WPT-126</b>	16100-64H06
	92.01-96.10		2C#	CR2#		<b>※WPT-126</b>	16100-64H06
	92.01-96.11		3Y#	YR2#,30,39		<b>WPT-016A</b>	16100-79037
	96.10-98.11		2C	CR4#,5#		<b>※WPT-126</b>	16100-64H06
	96.10-01.11		3SFE	SR40,50	W/ SC	<b>WPTK-010</b>	16100-79186
	96.11-00.07		3Y	YR21		<b>WPT-016A</b>	16100-79037
	98.11-		2C	CM5#,6#		<b>WPT-126</b>	16100-69435
	98.11-98.12		2C	CR4#,5#		<b>WPT-126</b>	16100-69435
	2200		92.01-96.11	4YEC	YR2#,39		<b>WPT-016A</b>
		93.09-96.10	3CT/ TE	CR22,29,31,38	TURBO	—	16100-69377
		96.10-98.11	3CT	CR4#,5#		<b>※WPT-126</b>	16100-64H06

※ : Components may slightly differ from GENUINE No.

◇ : Complete Assembly Only.

& : Part No. requires additional components for installation.

\*1. : Engine #0XXXXXX~#6XXXXXX and #HXXXXXX~#KXXXXXX

\*2. : Engine #CXXXXXX~#GXXXXXX

# TOYOTA

TOYOTA  
LEXUS

Model	Year	Engine Type	Body Type	Remarks	AISIN No.	Genuine No.	
<b>LITEACE</b>	2200	98.11-04.07	3CE/TE	CR40,42,50,52		<b>WPT-126</b>	16100-69435
		99.06-04.08	3CE	CM70,75,80,85		<b>WPT-126</b>	16100-69435
<b>MARK II / CHASER / CRESTA</b>	1800	84.08-97.04	2Y#	YX7#		<b>WPT-016A</b>	16100-79037
		88.08-95.12	4SF#	SX80	W/ SC	<b>WPTK-010</b>	16100-79186
		88.08-95.12	4SFE	SX80		<b>WPT-010A</b>	16110-79026
		92.10-96.09	4SFE	SX90	WO/ SC	<b>WPT-010A</b>	16110-79026
		92.10-96.09	4SFE	SX90	W/ SC	<b>WPTK-010</b>	16100-79186
		97.04-01.06	4SFE	SX100	W/ SC	<b>WPTK-010</b>	16100-79186
	2000	84.08-85.10	MTEU	MX71		※ <b>WPT-065</b>	16110-49066
		84.08-85.10	MTEU	MX71		※ <b>WPT-065</b>	16100-49746
		84.08-88.08	1GEU	GX7#		<b>WPT-035</b>	16100-79015
		84.08-88.08	1GGEU	GX71		<b>WPT-045</b>	16100-79025
		85.10-88.08	1GGTEU	GX71		<b>WPT-053</b>	16100-79065
		88.08-90.08	1GGTE	GX81		<b>WPT-053</b>	16100-79065
		88.08-90.08	1GGZE	GX81		—	16100-79055
		88.08-93.02	1GGE	GX81		<b>WPT-045</b>	16100-79025
		88.08-95.12	3Y	YX80		<b>WPT-016A</b>	16100-79037
		88.08-95.12	3YP	YX80		<b>WPT-016A</b>	16100-79037
		88.08-98.08	1GFE	GX70,81,90,100		<b>WPT-009</b>	16100-79117
		88.12-88.08	3Y#	YX7#		<b>WPT-016A</b>	16100-79037
		98.08-07.06	1GFE	GX100,105,110,115		<b>WPT-112</b>	16100-79285
		2200	97.04-01.12	5SFE	SXV20,25	WO/ SC	<b>WPT-010A</b>
	97.04-01.12		5SFE	SXV20,25	W/ SC	<b>WPTK-010</b>	16100-79186
	2400	84.08-88.08	2L#	LX7#		<b>WPT-013A</b>	16100-59139
		88.08-99.08	2L#	LX76,80,90,100		<b>WPT-001A</b>	16100-59257
92.10-99.08		2LTE	LX90,100		<b>WPT-001A</b>	16100-59257	
2500	90.08-92.10	1JZGTE	JZX81		—	16110-46011	
	90.08-95.06	1JZGE	JZX81,90,93	WO/ SC, &:90445-12291 DRAIN HOSE	<b>&amp; WPT-038</b>	16110-49095	
	90.08-95.06	1JZGE	JZX81,90,93	W/ SC, &:90445-12291 DRAIN HOSE	<b>&amp; WPT-110</b>	16100-49835	
	92.10-96.09	1JZGTE	JZX90		—	16110-46011	
	95.06-96.09	1JZGE	JZX90,93	WO/ SC	<b>WPT-038</b>	16110-49097	
	95.06-96.09	1JZGE	JZX90,93	W/ SC	<b>WPT-110</b>	16100-49838	
	96.09-01.06	1JZGE	JZX10#		<b>WPT-124</b>	16110-49148	
	96.09-01.06	1JZGE	JZX100,105	W/ SC	<b>WPT-121</b>	16100-80009	
	96.09-01.10	1JZGTE	JZX100	TURBO, WO/ SC	<b>WPT-083</b>	16110-49135	
	96.09-01.10	1JZGTE	JZX100	TURBO, W/ SC	<b>WPT-159</b>	16100-49856	
	97.04-01.12	2MZFE	MCV21,25		<b>WPT-057</b>	16100-29085	
	00.10-06.04	1JZFSE,GE	JZX11#		<b>WPT-124</b>	16110-49148	
	00.10-06.04	1JZGTE	JZX110	TURBO, W/ SC	<b>WPT-159</b>	16100-49856	
	00.10-06.04	1JZGTE	JZX110	TURBO, WO/ SC	<b>WPT-083</b>	16110-49135	
00.10-07.06	1JZFSE,GE	JZX110,115	W/ SC	<b>WPT-121</b>	16100-80009		
3000	88.08-93.02	7MGE	MX83		<b>WPT-025</b>	16100-49805	
	92.10-95.06	2JZGE	JZX91	W/ SC, &:90445-12291 DRAIN HOSE	<b>&amp; WPT-110</b>	16100-49835	
	92.10-95.06	2JZGE	JZX91	WO/ SC, &:90445-12291 DRAIN HOSE	<b>&amp; ◇WPT-110</b>	16110-49115	
	95.06-96.09	2JZGE	JZX91	W/ SC	<b>◇WPT-110</b>	16110-49116	
	95.06-99.09	2JZGE	JZX91,101	W/ SC	<b>WPT-110</b>	16100-49838	

※ : Components may slightly differ from GENUINE No.

◇ : Complete Assembly Only.

& : Part No. requires additional components for installation.

\*1. : Engine #0XXXXXX~#6XXXXXX and #HXXXXXX~#KXXXXXX

\*2. : Engine #CXXXXXX~#GXXXXXX

# TOYOTA

Model	Year	Engine Type	Body Type	Remarks	AISIN No.	Genuine No.	
<b>MARK II / CHASER / CRESTA</b>	3000	97.04-01.12	1MZFE	MCV20	W/ SC	<b>WPT-057</b>	16100-29085
		99.09-01.06	2JZGE	JZX10#		<b>WPT-121</b>	16100-80009
		99.09-01.06	2JZGE	JZX10#		<b>WPT-124</b>	16110-49148
<b>MARK X</b>	2500	04.11-09.08	4GRFSE	GRX120,125		<b>WPT-137</b>	16100-39436
		09.09-	4GRFSE	GRX130,135		<b>WPT-137</b>	16100-39436
	3000	04.11-09.08	3GRFSE	GRX12#		<b>WPT-137</b>	16100-39436
		3500	09.08-	2GRFSE	GRX13#		<b>WPT-137</b>
<b>MARK X ZIO</b>	2400	07.09-13.12	2AZFE	ANA10,15	<b>*2.</b>	<b>WPTS-008</b>	16100-0H050
		11.01-13.12	2AZFE	ANA10,15	<b>*1.</b>	<b>WPT-129</b>	16100-28041
	3500	07.09-11.02	2GRFE	GGA10		<b>WPT-142</b>	16100-39456
<b>MATRIX</b>	1800	02.01-04.05	1ZZFE	ZZE130,132,134	&bolt 91551-80825(3 pieces)	<b>WPT-106</b>	16100-29415
		02.01-06.07	2ZZGE	ZZE131,133		—	16100-29146
		08.01-09.06	2ZRFE	ZRE142		<b>&amp; WPT-140</b>	16100-39465
		09.06-	2ZRFE	ZRE142		<b>WPT-140</b>	16100-39466
	2400	09.06-	2ZRFE	ZRE142		<b>WPT-140</b>	16100-09560
		08.01-12.04	2AZFE	AZE14#		<b>WPT-801</b>	16100-0H010
		08.01-13.08	2AZFE	AZE14#	<b>*1.</b>	<b>WPT-129</b>	16100-28041
<b>MEGACRUISER</b>	4100	96.01-	15BFT	BXD20		<b>WPT-080</b>	16100-59187
		99.06-	15BFTE	BXD20		<b>WPT-171</b>	16100-59295
<b>MIRAI</b>		14.12-		JPD10	Inverter cooling	<b>WQT-002</b>	G9040-33030
<b>MR-S / MR2 SPYDER</b>	1800	99.10-01.07	1ZZFE	ZZW30	&bolt 91511-G0622(2 pieces)	<b>&amp; WPT-106</b>	16100-29095
		01.07-07.	1ZZFE	ZZW30		<b>WPT-106</b>	16100-29415
<b>MR2</b>	1500	84.06-89.12	3ALU	AW10		<b>WPT-008A</b>	16110-19047
		84.06-89.12	3ALU	AW10		<b>WPT-022</b>	16100-19106
	1600	84.06-89.12	4AG#	AW11		<b>※WPT-055</b>	16100-19115
		84.06-89.12	4AG#	AW11		<b>WPT-055</b>	16110-19165
	1800	99.12-01.07	1ZZFE	ZZW30	&bolt 91511-G0622(2 pieces)	<b>&amp; WPT-106</b>	16100-29095
		99.12-05.09	1ZZFE	ZZW30		<b>WPT-106</b>	16100-29415
	2000	89.12-92.08	3SFE	SW20		—	16100-79136
		89.12-93.11	3SGE	SW20		<b>※WPT-056</b>	16100-79176
		89.12-95.06	3SGTE	SW20		<b>WPT-151</b>	16100-79127
		93.11-99.08	3SGE	SW20	W/ SC	<b>WPT-127</b>	16100-79226
2200	90.01-95.06	5SFE	SW21		—	16100-79136	
<b>NADIA</b>	2000	98.07-03.07	3SF#	SXN10,10H,15,15H	W/ SC	<b>WPTK-010</b>	16100-79186
		98.07-03.07	3SF#	SXN10,10H,15,15H		<b>WPT-010A</b>	16110-79026
		01.04-03.07	1AZFSE	ACN10,10H,15,15H	<b>*1.</b>	<b>WPT-129</b>	16100-28041
<b>NOAH / VOXY / ESQUIRE</b>	1800	14.01-17.06	2ZRFXE	ZWR80	HV	<b>WPT-190</b>	161A0-29015
	2000	01.11-	1AZFSE	AZR60,65	<b>*1.</b>	<b>WPT-129</b>	16100-28041
		07.06-09.06	3ZRFE/FAE	ZRR70,75	&bolt 91551-80825(3 pieces)	<b>&amp; WPT-140</b>	16100-39465
		09.06-10.04	3ZRFE/FAE	ZRR70,75		<b>WPT-140</b>	16100-39466
	14.01-	3ZRFAE	ZRR80,85		<b>WPT-195</b>	16100-39565	
<b>OPA</b>	1800	00.04-01.07	1ZZFE	ZCT10,15	&bolt 91511-G0622(2 pieces)	<b>&amp; WPT-106</b>	16100-29095
		01.07-	1ZZFE	ZCT10,15		<b>WPT-106</b>	16100-29415
	2000	00.08-05.04	1AZFSE	ACT10	<b>*1.</b>	<b>WPT-129</b>	16100-28041
<b>ORIGIN</b>	3000	00.08-01.06	2JZGE	JCG17	W/ SC	<b>WPT-121</b>	16100-80009
		00.08-01.06	2JZGE	JCG17		<b>WPT-124</b>	16110-49148

※ : Components may slightly differ from GENUINE No.

◇ : Complete Assembly Only.

& : Part No. requires additional components for installation.

**\*1.** : Engine #0XXXXXX~#6XXXXXX and #HXXXXXX~#KXXXXXX

**\*2.** : Engine #CXXXXXX~#GXXXXXX

# TOYOTA

TOYOTA  
LEXUS

Model	Year	Engine Type	Body Type	Remarks	AISIN No.	Genuine No.	
<b>PASEO / CYNOS</b>	1300	95.08-96.11	4EFE	EL52		<b>WPT-107A</b>	16110-19106
		95.08-99.07	4EFE	EL52	W/ SC	<b>WPT-011A</b>	16100-19226
		96.11-99.07	4EFE	EL52	WO/ SC	<b>WPT-006</b>	16110-19107
	1500	91.01-95.08	5EF#	EL44	W/ SC	<b>WPT-011A</b>	16100-19226
		91.01-95.08	5EF#	EL44	WO/ SC	<b>WPT-107A</b>	16110-19106
		95.08-96.11	5EFHE	EL54	WO/ SC	<b>WPT-107A</b>	16110-19106
		95.08-99.07	5EFE	EL54	W/ SC	<b>WPT-011A</b>	16100-19226
	96.11-99.07	5EFE/ FHE	EL54	WO/ SC	<b>WPT-006</b>	16110-19107	
<b>PASSO</b>	1000	04.05-10.02	1KRFE	KGC10,15		<b>WPT-186</b>	16100-80007
		10.02-14.04	1KRFE	KGC3#		<b>WPT-186</b>	16100-80007
		14.04-	1KRFE	KGC3#		—	16100-80012
	1300	04.06-10.02	K3VE	QNC10		<b>WPT-117</b>	16100-B9011
		10.02-13.08	1NRFE	NGC30		<b>WPT-181</b>	16100-80004
		13.08-	1NRFE	NGC30		<b>WPT-181</b>	16100-80010
1500	08.12-10.02	3SZVE	M502E,512E		<b>WPT-117</b>	16100-B9011	
<b>PICNIC / AVENSIS VERSO / IPSUM</b>	2000	96.05-01.05	3SFE	SXM10,15	AVENSIS VERSO	<b>WPTK-010</b>	16100-79186
		01.05-05.07	1CDFTV	CLM20	PICNIC	<b>WPT-120</b>	16100-29135
		01.05-09.12	1AZFE	ACM20	<b>*1.</b> PICNIC	<b>WPT-129</b>	16100-28041
	2200	97.09-01.05	3CTE	CXM10	AVENSIS VERSO	<b>WPT-126</b>	16100-69435
	2400	01.05-09.12	2AZFE	ACM21,25,26	<b>*1.</b> PICNIC	<b>WPT-129</b>	16100-28041
03.10-09.12		2AZFSE	ACM2#	<b>*1.</b> PICNIC	<b>WPT-129</b>	16100-28041	
<b>PIXIS</b>	660	11.09-	KF#	LA575,585A	SPACE	<b>WPD-044</b>	16100-B9457
		11.12-16.01	KFVE	S201,211,500,510	TRUCK	<b>WPD-044</b>	16100-B9457
		11.12-17.11	KF#	S321,331	VAN	<b>WPD-047</b>	16100-B9463
		12.04-16.01	KFVE	LA300,310,350,360	EPOCH	<b>WPD-044</b>	16100-B9457
		15.07-16.01	KFVE,VET	LA700,710A	MEGA	<b>WPD-044</b>	16100-B9457
		16.02-	KF#	L575,585A	SPACE	<b>WPD-044</b>	16100-B9459
		16.02-	KFVE	S500,510	TRUCK	—	16100-B9500
		16.02-	KFVE,VET	LA700,710A	MEGA	<b>WPD-044</b>	16100-B9459
		16.09-	KFVET	LA250,260	JOY	<b>WPD-044</b>	16100-B9459
		17.05-	KFVE	LA350,360	EPOCH	<b>WPD-044</b>	16100-B9459
17.11-	KFVE	S321,331	VAN	—	16100-B9500		
<b>PORTE / SPADE</b>	1300	04.07-12.07	2NZFE	NNP1#		<b>WPT-111</b>	16100-29158
		12.07-15.07	1NRFE	NSP140	&Bolt 91552-81050(involved)	<b>WPT-181</b>	16100-80010
	1500	04.07-	1NZFE	NNP11,15		<b>WPT-111</b>	16100-29158
		12.07-15.07	1NZFE	NCP14#		<b>WPT-111</b>	16100-29158
		15.07-	2NRFKE	NSP141		<b>WPT-198</b>	16100-80013
<b>PREVIA / ESTIMA / TARAGO</b>	2000	01.02-	1CDFTV	CLR30		<b>WPT-120</b>	16100-29135
	2200	92.01-93.08	3CT	CXR10,11,20,21	TURBO	<b>WPT-123</b>	16100-69315
		93.08-99.12	3CTE	CXR10,11,20,21	TURBO	<b>WPT-115</b>	16100-69365
	2400	90.01-99.12	2TZ#	TCR1#,#2#		◇ <b>WPT-014</b>	16101-76030
		90.01-99.12	2TZ#	TCR10,11,20,21		<b>WPT-014</b>	16100-79165
		00.02-06.01	2AZFE	ACR30,40	<b>*1.</b>	<b>WPT-129</b>	16100-28041
		01.05-06.01	2AZFXE	AHR10	HV	<b>WPT-135</b>	16100-28051
06.01-	2AZFE	ACR50,55	<b>*1.</b>	<b>WPT-129</b>	16100-28041		
06.01-	2AZFE	ACR50,55	<b>*2.</b>	<b>WPTS-008</b>	16100-0H050		

※ : Components may slightly differ from GENUINE No.

◇ : Complete Assembly Only.

& : Part No. requires additional components for installation.

**\*1.** : Engine #0XXXXXX~#6XXXXXX and #HXXXXXX~#KXXXXXX

**\*2.** : Engine #CXXXXXX~#GXXXXXX

# TOYOTA

Model	Year	Engine Type	Body Type	Remarks	AISIN No.	Genuine No.	
<b>PREVIA / ESTIMA / TARAGO</b>	2400	06.06-	2AZFXE	AHR20	HV <b>*1.</b>	<b>WPT-129</b>	16100-28041
		10.03-12.04	2AZFE	ACR50	<b>*2.</b>	<b>WPTS-008</b>	16100-0H050
	3000	99.12-06.01	1MZFE	MCR30,40		<b>WPT-057</b>	16100-29085
		3500	06.01-12.04	2GRFE	GSR50,55		<b>WPT-142</b>
<b>PRIUS</b>	1500	97.12-00.05	1NZFXE	NHW10		—	16100-29105
		00.05-03.08	1NZFXE	NHW11		<b>WPT-111</b>	16100-29158
		03.08-09.03	1NZFXE	NHW20		<b>WPT-111</b>	16100-29158
	1800	09.04-	2ZRFXE	ZVW30	HV	<b>WPT-190</b>	161A0-29015
		09.04-	2ZRFXE	ZVW30,35,4#	HV Inverter cooling	<b>WQT-001</b>	G9040-52010
		09.12-	2ZRFXE	ZVW35	PLUG-IN HV	<b>WPT-190</b>	161A0-29015
		11.12-	5ZRFXE	ZVW30	Only for CHINA	<b>WPT-190</b>	161A0-29015
		15.11-	2ZRFXE	ZVW50	HV	<b>WPT-205</b>	161A0-39035
16.09-	2ZRFXE	ZVW52	PLUG-IN HV	<b>WPT-205</b>	161A0-39035		
<b>PRIUS C / AQUA</b>	1500	11.12-17.06	1NZFXE	NHP10	HV	<b>WPT-190</b>	161A0-29015
		11.12-17.06	1NZFXE	NHP10	HV Inverter cooling	<b>WQT-001</b>	G9040-52010
		17.06-	1NZFXE	NHP10	HV	<b>WPT-205</b>	161A0-39035
<b>PRIUS V/+ / α</b>	1800	11.04-	2ZRFXE	ZVW4#	HV	<b>WPT-190</b>	161A0-29015
<b>PROBOX / SUCCEED</b>	1300	02.06-	2NZFE	NCP50,51,52		<b>WPT-111</b>	16100-29158
		14.09-	1NRFE	NSP160		<b>WPT-181</b>	16100-80010
	1400	02.06-03.01	1NDTV	NLP51		<b>WPT-111</b>	16100-29158
		03.01-07.08	1NDTV	NLP51		<b>WPT-132</b>	16100-29196
	1500	02.06-	1NZ#	NCP51,55,58,59		<b>WPT-111</b>	16100-29158
18.12-	1NZFXE	NHP160	HV	<b>WPT-205</b>	161A0-39035		
<b>PROGRES / BREVIS</b>	2500	98.05-01.04	1JZGE	JCG10	W/ SC	<b>WPT-121</b>	16100-80009
		98.05-01.04	1JZGE	JCG10	WO/ SC	<b>WPT-124</b>	16110-49148
		99.12-01.04	1JZGE	JCG15	WO/ SC	<b>WPT-155</b>	16110-49156
		99.12-01.04	1JZGE	JCG15	W/ SC	<b>WPT-116</b>	16100-49877
		01.04-07.06	1JZFSE	JCG10	W/ SC	<b>WPT-121</b>	16100-80009
		01.04-07.06	1JZFSE	JCG10	WO/ SC	<b>WPT-124</b>	16110-49148
		01.04-07.06	1JZFSE	JCG15	W/ SC	<b>WPT-116</b>	16100-49877
	3000	01.04-07.06	1JZFSE	JCG15	WO/ SC	<b>WPT-155</b>	16110-49156
		98.05-99.11	2JZGE	JCG11	W/ SC	<b>WPT-110</b>	16100-49838
		99.11-01.04	2JZGE	JCG11	W/ SC	<b>WPT-121</b>	16100-80009
		99.11-01.04	2JZGE	JCG11	WO/ SC	<b>WPT-124</b>	16110-49148
01.04-07.06	2JZFSE	JCG11	W/ SC	<b>WPT-121</b>	16100-80009		
01.04-07.06	2JZFSE	JCG11	WO/ SC	<b>WPT-124</b>	16110-49148		
<b>PRONARD</b>	3000	00.02-03.01	1MZFE	MCX20		<b>WPT-057</b>	16100-29085
<b>QUALIS</b>	2000	02.01-04.12	1RZE	RZF50		<b>WPT-044</b>	16100-79445
	2400	99.12-00.08	2L	LF50	TYPE B	—	16100-09100
		99.12-00.08	2L	LF50	TYPE A	—	16100-09090
		99.12-04.12	2L	LF50		<b>WPT-001A</b>	16100-59257
		00.08-00.09	2L	LF50	TYPE A	—	16100-09091
		00.08-00.09	2L	LF50	TYPE B	—	16100-09101
		00.09-04.03	2L	LF50	TYPE A	<b>WPT-001A</b>	16100-09092
		00.09-04.03	2L	LF50	TYPE B	<b>WPT-001A</b>	16100-09102
<b>QUICKDELIVERY</b>	2200	82.11-85.07	L	LH24		<b>WPT-013A</b>	16100-59139

※ : Components may slightly differ from GENUINE No.

◇ : Complete Assembly Only.

& : Part No. requires additional components for installation.

**\*1.** : Engine #0XXXXXX~#6XXXXXX and #HXXXXXX~#KXXXXXX

**\*2.** : Engine #CXXXXXX~#GXXXXXX

# TOYOTA

TOYOTA  
LEXUS

Model	Year	Engine Type	Body Type	Remarks	AISIN No.	Genuine No.	
<b>QUICKDELIVERY</b>	2400	85.08-88.08	2L	LH8#		<b>WPT-013A</b>	16100-59139
		88.08-89.10	2L	LH80		<b>WPT-001A</b>	16100-59257
		88.08-89.10	2L	LH85		<b>WPT-013A</b>	16100-59139
		89.10-95.05	2L	LH8#		<b>WPT-001A</b>	16100-59257
	2700	96.10-99.08	3RZFP	RZU68		<b>WPT-044</b>	16100-79445
		00.01-06.10	3RZFPE	BU280,RZU280,XZU281		<b>WPT-044</b>	16100-79445
	2800	95.05-00.08	3L	LH81,LY151		<b>WPT-001A</b>	16100-59257
	3000	97.01-01.08	5L	LH82,LY152		<b>WPT-001A</b>	16100-59257
		01.08-04.07	5L	LY228,270		<b>WPT-001A</b>	16100-59257
	3400	95.05-01.08	3B	BU68		<b>WPT-047</b>	16100-59166
3700	99.08-04.06	4B	BU280,281		<b>WPT-080</b>	16100-59187	
4000	04.06-	N04C	XZU280,281,282,XKU280		—	16100-E0B60	
<b>RACTIS / VERSO-S</b>	1300	05.09-10.11	2SZFE	SCP100		<b>WPT-117</b>	16100-29117
		10.11-13.08	1NRFE	NSP120	&Bolt91552-81050(involved)	<b>WPT-181</b>	16100-80004
		13.08-15.03	1NRFE	NSP12#		<b>WPT-181</b>	16100-80010
	1400	10.11-15.04	1NDTV	NLP121	VERSO-S	<b>WPT-180</b>	16100-39526
	1500	05.09-10.11	1NZFE	NCP100,105		<b>WPT-111</b>	16100-29158
		10.11-	1NZFE	NCP120,122,125		<b>WPT-111</b>	16100-29158
<b>RAUM</b>	1500	97.05-03.04	5EFE	EXZ10,15	W/ SC	<b>WPT-011A</b>	16100-19226
		97.05-03.04	5EFE	EXZ10,15	WO/ SC	<b>WPT-006</b>	16110-19107
		03.05-	1NZFE	NCZ2#		<b>WPT-111</b>	16100-29158
<b>RAV4 / VANGUARD</b>	1800	00.05-01.07	1ZZFE	ZCA25,26	&bolt 91511-G0622(2 pieces)	<b>&amp; WPT-106</b>	16100-29095
		01.07-	1ZZFE	ZCA25,26		<b>WPT-106</b>	16100-29415
		15.04-18.10	3ZRFAE	ZSA44		<b>WPT-195</b>	16100-39565
	2000	94.04-00.05	3SFE	SXA10,11,15,16	W/ SC	<b>WPTK-010</b>	16100-79186
		96.08-00.05	3SGE	SXA10,11	TWIN CAM, W/ SC	<b>WPT-127</b>	16100-79226
		00.05-05.12	1AZFE/FSE	ACA20,21	<b>*1.</b>	<b>WPT-129</b>	16100-28041
		01.05-03.07	1CDFTV	CLA2#		<b>WPT-120</b>	16100-29135
		05.11-	1AZFE	ACA3#	<b>*1.</b>	<b>WPT-129</b>	16100-28041
		08.12-09.06	3ZRFAE	ZSA3#	&bolt 91551-80825(3 pieces)	<b>&amp; WPT-140</b>	16100-39465
		09.03-	1AZFE	ACA3#	<b>*2.</b>	<b>WPTS-008</b>	16100-0H050
		09.06-	3ZRFAE	ZSA3#		<b>WPT-140</b>	16100-39466
	18.11-	M20AFKS	MXAA5#	Water inlet housing sub-Assy	—	16032-24010	
	2200	05.11-	2AD#	ALA30,35		<b>WPT-145</b>	16100-29495
	2400	03.07-	2AZFE	ACA2#	<b>*1.</b>	<b>WPT-129</b>	16100-28041
		05.11-16.	2AZFE	ACA31,33,36,38	<b>*1.</b>	<b>WPT-129</b>	16100-28041
		09.03-	2AZFE	ACA3#	<b>*2.</b>	<b>WPTS-008</b>	16100-0H050
	2500	08.08-12.12	2ARFE	ASA3#		<b>WPT-194</b>	16100-39515
		11.08-	2ARFE	ASA3#		<b>WPT-194</b>	16100-09515
		13.08-	5ARFE	ASA44	CHINA	<b>WPT-194</b>	16100-39515
		13.12-18.12	2ARFE	ASA4#	CHINA	<b>WPT-194</b>	16100-39515
15.10-18.10		2ARFXE	AVA4#		<b>WPT-200</b>	16100-39575	
18.11-		A25AFXS, A25#	AXAA5#,AXAH52	Water inlet housing sub-Assy	—	16032-25010	
3500	06.01-	2GRFE	GSA3#		<b>WPT-142</b>	16100-39456	
	09.12-	2GRFE	GSA3#		<b>WPT-142</b>	16100-09441	

※ : Components may slightly differ from GENUINE No.

◇ : Complete Assembly Only.

& : Part No. requires additional components for installation.

**\*1.** : Engine #0XXXXXX~#6XXXXXX and #HXXXXXX~#KXXXXXX

**\*2.** : Engine #CXXXXXX~#GXXXXXX

# TOYOTA / LEXUS

Model	Year	Engine Type	Body Type	Remarks	AISIN No.	Genuine No.	
<b>REIZ</b>	2500	05.10-09.01	5GRFE	GRX12#		—	16100-09360
		05.10-09.09	5GRFE	GRX12#		<b>WPT-137</b>	16100-39436
		09.01-10.09-	5GRFE	GRX12#		<b>WPT-137</b>	16100-09361
			5GRFE	GRX13#		<b>WPT-137</b>	16100-09361
	3000	05.10-09.01	3GRFE	GRX12#		—	16100-09360
		05.10-09.09	3GRFE	GRX12#		<b>WPT-137</b>	16100-39436
		09.01-10.09-	3GRFE	GRX12#		<b>WPT-137</b>	16100-09361
			3GRFE	GRX13#		<b>WPT-137</b>	16100-09361
<b>ROOMY / TANK</b>	1000	16.11-	1KRFE	M900,910A		—	16100-80012
<b>RUSH</b>	1500	06.01-16.03	3SZVE	J200,210		<b>WPT-117</b>	16100-B9011
		06.12-13.01	3SZVE	F700		<b>WPT-117</b>	16100-B9010
		13.02-13.02-	3SZVE	F700		—	16100-B9022
		13.02-14.11	3SZVE	F700		—	16100-B9021
		14.12-15.02	3SZVE	F700		<b>WPT-117</b>	16100-B9011
		15.03-17.12-	3SZFE	F700		—	16100-B9022
			2NRVE	F800,850		<b>WPT-198</b>	16100-B9490
<b>SAI</b>	2400	09.11-	2AZFE	AZK10	<b>*1.</b>	<b>WPT-129</b>	16100-28041
<b>SCEPTER</b>	2200	92.11-96.07	5SFE	SXV10,15	W/ SC	<b>WPTK-010</b>	16100-79186
		92.11-96.07	5SFE	SXV10,15	WO/ SC	<b>WPT-010A</b>	16110-79026
		92.12-96.07	5SFE	SXV15		※ <b>WPT-010A</b>	16100-09040
	3000	92.08-96.08	3VZFE	VCV10,15		<b>WPT-002</b>	16100-69455
<b>SERA</b>	1500	90.03-95.12	5EFHE	EXY10	WO/ SC	<b>WPT-107A</b>	16110-19106
		90.03-95.12	5EFHE	EXY10	W/ SC	<b>WPT-011A</b>	16100-19226
<b>SIENNA</b>	1500	03.09-10.08	1NZFE	NCP81,85		<b>WPT-111</b>	16100-29158
		11.06-	1NZFE	NCP8#		<b>WPT-111</b>	16100-29158
	2700	10.05-13.08	1ARFE	ASL30		<b>WPT-194</b>	16100-39515
		11.09-	1ARFE	ASL30		<b>WPT-194</b>	16100-09515
	3000	97.08-	1MZFE	MCL10		<b>WPT-057</b>	16100-29085
	3300	03.01-	3MZFE	MCL2#		<b>WPT-057</b>	16100-29085
	3500	06.12-09.01	2GRFE	GSL2#		<b>WPT-142</b>	16100-09440
		09.01-	2GRFE	GSL2#		<b>WPT-142</b>	16100-09441
		10.01-	2GRFE	GSL3#		<b>WPT-142</b>	16100-09441
		16.08-	2GRFKS	GSL3#		<b>WPT-199</b>	16100-09690
<b>SIENTA</b>	1500	03.09-15.06-	1NZFE	NCP81,85		<b>WPT-111</b>	16100-29158
		15.06-15.07-18.09	2NRFKE	NSP170,17#		<b>WPT-198</b>	16100-80013
		15.07-18.09	1NZ-FXE	NHP170	HV	<b>WPT-190</b>	161A0-29015
		16.07-18.09-	2NRFKE	NSP170	ASIA/ TAIWAN	<b>WPT-198</b>	16100-B9490
		18.09-	1NZFXE	NHP170	HV	<b>WPT-205</b>	161A0-39035
	1800	16.11-	2ZRFAE	ZSP170	TAIWAN	<b>WPT-195</b>	16100-39565
<b>SOARER / LEXUS SC</b>	2000	81.02-89.01	1GEU	GZ10,20		<b>WPT-035</b>	16100-79015
		83.02-85.12	MTEU	MZ10		※ <b>WPT-065</b>	16110-49066
		83.02-91.04	1GGEU	GZ10,20		<b>WPT-045</b>	16100-79025
		83.08-85.12	MTEU	MZ10		※ <b>WPT-065</b>	16100-49696
		86.01-91.04	1GGTEU	GZ20		<b>WPT-053</b>	16100-79065
		89.01-91.04	1GFE	GZ20		<b>WPT-009</b>	16100-79117
	2500	92.12-95.06	1JZGTE	JZZ30	TURBO, W/ SC, &:90445-12291 DRAIN HOSE	※ & <b>WPT-038</b>	16100-49845

※ : Components may slightly differ from GENUINE No.

◇ : Complete Assembly Only.

& : Part No. requires additional components for installation.

\*1. : Engine #0XXXXXX~#6XXXXXX and #HXXXXXX~#KXXXXXX

\*2. : Engine #CXXXXXX~#GXXXXXX

# TOYOTA / LEXUS

Model	Year	Engine Type	Body Type	Remarks	AISIN No.	Genuine No.	
<b>SOARER / LEXUS SC</b>	2500	92.12-95.06	1JZGTE	JZZ30	TURBO, WO/SC, &:90445-12291 DRAIN HOSE	<b>&amp; WPT-038</b>	16110-49095
		95.06-96.08	1JZGTE	JZZ30	TURBO, W/SC	<b>※WPT-038</b>	16100-49847
		95.06-96.08	1JZGTE	JZZ30	TURBO, WO/SC	<b>WPT-038</b>	16110-49097
		96.08-00.12	1JZGTE	JZZ30	TURBO, WO/SC	<b>WPT-083</b>	16110-49135
		96.08-00.12	1JZGTE	JZZ30	TURBO, W/SC	<b>WPT-159</b>	16100-49856
	2800	81.02-85.12	5MGEU	MZ11,12		<b>WPT-075</b>	16100-49656
	3000	81.02-85.12	6MGEU	MZ11,12		<b>WPT-075</b>	16100-49656
		86.01-87.03	7MGTEU	MZ2#		<b>WPT-025</b>	16100-49805
		87.03-91.04	7MGTEU	MZ2#		<b>WPT-068</b>	16100-49776
		94.01-95.06	2JZGE	JZZ31	W/SC, &:90445-12291 DRAIN HOSE	<b>&amp; ◇WPT-110</b>	16100-49115
		95.06-99.09	2JZGE	JZZ31	WO/SC	<b>◇WPT-110</b>	16100-49116
		95.06-00.12	2JZGE	JZZ31	W/SC	<b>WPT-110</b>	16100-49838
		99.09-00.12	2JZGE	JZZ31	WO/SC	<b>WPT-038</b>	16110-49097
	4000	91.05-97.09	1UZFE	UZZ30,31,32		<b>WPT-027</b>	16100-50023
	<b>SPACIO</b>	1600	98.05-99.04	4AFE	AE111		<b>WPT-108</b>
98.05-01.05			4AFE	AE111	AISIN	<b>WPT-018</b>	16110-19205
98.05-01.05			4AFE	AE111	AISAN	<b>◇WPT-108</b>	16110-19146
99.04-01.05			4AFE	AE111	AISIN	<b>WPT-108</b>	16100-19355
<b>SPARKY</b>	1300	00.09-03.03	K3VE	S221,231E		<b>WPT-175</b>	16100-B9442
<b>STARLET</b>	1000	84.10-86.04	1EL	EP7#		<b>※WPT-107A</b>	16100-19125
		84.10-96.11	1E/ 1EL	EP7#,8#		<b>WPT-107A</b>	16110-19106
		86.04-96.11	1E/ 1EL	EP7#,8#	W/SC	<b>WPT-011A</b>	16100-19226
	1300	84.10-89.12	2E#	EP7#	WO/SC	<b>WPT-107A</b>	16110-19106
		84.10-89.12	2EL#	EP7#		<b>※WPT-107A</b>	16100-19125
		84.10-89.12	2EL#	EP7#		<b>※WPT-107A</b>	16100-19135
		89.12-96.11	2E,4EFE	EP82,85,91,95	WO/SC	<b>WPT-107A</b>	16110-19106
		89.12-96.11	2E,4EFE	EP82,85,91,95	W/SC	<b>WPT-011A</b>	16100-19226
		96.11-	2E	EP81		<b>WPT-006</b>	16110-19107
		96.11-99.07	2E,4EF#	EP91,95	WO/SC	<b>WPT-006</b>	16110-19107
	1500	86.12-99.07	1N	NP70,76,80,90		—	16100-59235
<b>STOUT</b>	2000	79.03-86.03	5R	RK11#		—	16100-49577
		79.03-86.09	5R	RK110		<b>WPT-036</b>	16100-49416
		79.12-86.09	5R	RK110	CAST IRON	—	16100-49426
	2200	87.04-00.02	4Y	YK110		<b>WPT-016A</b>	16100-79037
<b>SUPRA</b>	2000	86.02-88.08	1GEU	GA70		<b>WPT-035</b>	16100-79015
		86.02-93.05	1GGEU	GA70		<b>WPT-045</b>	16100-79025
		86.02-93.05	1GGTEU	GA70		<b>WPT-053</b>	16100-79065
		88.08-90.08	1GFE	GA70		<b>WPT-009</b>	16100-79117
	2500	90.08-93.05	1JZGTE	JZA70		—	16110-46011
	3000	86.01-93.05	7MG/ GE	MA70		<b>WPT-025</b>	16100-49805
		87.03-93.05	7MGTE/ U	MA70		<b>WPT-068</b>	16100-49776
		88.08-90.09	7MGTE	MA70	WITH CATALYZER	<b>WPT-025</b>	16100-49805
		93.05-95.06	2JZGE/ GTE	JZA80	WO/SC, &:90445-12291 DRAIN HOSE	<b>&amp; WPT-038</b>	16110-49095
		93.05-95.06	2JZGE/ GTE	JZA80	W/SC, &:90445-12291 DRAIN HOSE	<b>&amp; WPT-110</b>	16100-49835
		95.06-02.08	2JZ#	JZA80	WO/SC	<b>WPT-038</b>	16110-49097
95.06-02.08		2JZGE/ GTE	JZA80	W/SC	<b>WPT-110</b>	16100-49838	

※ : Components may slightly differ from GENUINE No.

◇ : Complete Assembly Only.

& : Part No. requires additional components for installation.

\*1. : Engine #0XXXXXX~#6XXXXXX and #HXXXXXX~#KXXXXXX

\*2. : Engine #CXXXXXX~#GXXXXXX

# TOYOTA

Model	Year	Engine Type	Body Type	Remarks	AISIN No.	Genuine No.	
<b>T100</b>	2700	93.09-96.08	3RZ#	RCK10		<b>WPT-044</b>	16100-79445
	3000	92.08-94.08	3VZE	VCK10,20		<b>WPT-032</b>	16100-69485
	3400	94.08-	5VZFE	VCK11	ATM	<b>WPT-048</b>	16100-69535
		94.08-	5VZFE	VCK11	MTM	<b>WPT-100</b>	16100-69545
		94.08-	5VZFE	VCK21		<b>WPT-100</b>	16100-69545
<b>TACOMA</b>	2400	95.01-04.09	2RZFE	RZN140,150,19#		<b>WPT-044</b>	16100-79445
	2700	95.01-04.09	3RZFE	RZN140,150,161,171,19#		<b>WPT-044</b>	16100-79445
		04.09-	2TRFE	TRN22#,24#,26#		<b>WPT-044</b>	16100-79445
	3400	95.01-00.09	5VZFE	VZN150	4HC	<b>WPT-048</b>	16100-69535
		95.01-02.05	5VZFE	VZN150,160,170,195		<b>WPT-100</b>	16100-69545
	3500	15.08-	2GRFKS	GRN305,310,325,330		—	16100-09720
	4000	04.09-05.08	1GRFE	GRN225,245,250,265,270		<b>WPT-136</b>	16100-39406
		05.08-09.01	1GRFE	GRN225,245,250,265,270		<b>WPT-136</b>	16100-09470
09.01-		1GRFE	GRN225,245,250,265,270		<b>WPT-136</b>	16100-09471	
<b>tC / ZELAS</b>	2400	04.05-	2AZFE	ANT10	<b>*1.</b>	<b>WPT-129</b>	16100-28041
	2500	10.08-	2ARFE	AGT20		<b>WPT-194</b>	16100-39515
<b>TERCEL / CORSA / COROLLA II</b>	1300	82.05-86.05	2A	AL2#		<b>※WPT-090</b>	16100-19086
		82.05-89.10	2AU	AL2#		<b>※WPT-090</b>	16100-19086
		86.05-90.09	2E	EL3#		<b>※WPT-107A</b>	16100-19195
		86.05-90.09	2E	EL3#	WO/ SC	<b>WPT-107A</b>	16110-19106
		90.09-96.11	2E,4EFE	EL4#,5#	WO/ SC	<b>WPT-107A</b>	16110-19106
		90.09-99.07	2E,4EFE	EL4#,5#	W/ SC	<b>WPT-011A</b>	16100-19226
		96.11-99.07	2E,4EFE	EL5#	WO/ SC	<b>WPT-006</b>	16110-19107
	1500	82.05-89.10	3A#	AL2#		<b>※WPT-090</b>	16100-19086
		86.05-90.09	1NT	NL30	TURBO	—	16100-59235
		86.05-90.09	3E	EL3#		<b>※WPT-107A</b>	16100-19195
		86.05-90.09	3E#	EL3#	WO/ SC	<b>WPT-107A</b>	16110-19106
		86.09-90.09	3EE/ TE	EL31	W/ SC	<b>WPT-011A</b>	16100-19226
		90.09-94.09	3EE	EL42	W/ SC	<b>WPT-011A</b>	16100-19226
		90.09-94.09	3EE	EL42	WO/ SC	<b>WPT-107A</b>	16110-19106
		90.09-96.11	5EF#	EL43,45,53,55	WO/ SC	<b>WPT-107A</b>	16110-19106
		90.09-99.07	1NT	NL40,50	TURBO	—	16100-59235
		90.09-99.07	5EF#	EL43,45,53,55	W/ SC	<b>WPT-011A</b>	16100-19226
		96.11-99.07	5EFE	EL53,55	WO/ SC	<b>WPT-006</b>	16110-19107
		<b>TOWN ACE / MASTER ACE / MODEL F</b>	1300	79.10-86.09	4KJ	KM2#	
82.11-92.01	4KJ			KR2#		<b>WPT-024A</b>	16100-19156
86.10-	4K			KM5#		<b>WPT-024A</b>	16100-19156
1500	86.10-		5K	KM5#		<b>WPT-024A</b>	16100-19156
	86.10-99.06		5K	KM51		<b>WPT-024A</b>	16100-19156
	89.12-96.10		5KJ	KR2#		<b>WPT-024A</b>	16100-19156
	96.11-98.12		5K	KR41		<b>WPT-024A</b>	16100-19156
	08.02-		3SZVE	S402,412		<b>WPT-175</b>	16100-B9442
	82.10-88.08		1YJ	YR2#,3#		<b>WPT-016A</b>	16100-79037
1800	82.10-89.12		1C	CM2#,5#,6#,CR2#,3#		<b>※WPT-004</b>	16100-64H04
	82.10-99.06		2Y#	YM2#,55,6#,YR2#,3#		<b>WPT-016A</b>	16100-79037
	96.11-07.08		7K/ 7KE	KR42,52		<b>WPT-122</b>	16100-19276

※ : Components may slightly differ from GENUINE No.

◇ : Complete Assembly Only.

& : Part No. requires additional components for installation.

**\*1.** : Engine #0XXXXXX~#6XXXXXX and #HXXXXXX~#KXXXXXX

**\*2.** : Engine #CXXXXXX~#GXXXXXX

# TOYOTA

Model	Year	Engine Type	Body Type	Remarks	AISIN No.	Genuine No.	
<b>TOWN ACE /</b>	1800	99.06-06.02	7K/ 7KE	KM70,75,80,85		<b>WPT-122</b>	16100-19276
<b>MASTER ACE /</b>	2000	82.10-86.09	2C	CM2#		※ <b>WPT-004</b>	16100-64H04
<b>MODEL F</b>		82.11-96.10	3Y#	YR2#,3#		<b>WPT-016A</b>	16100-79037
		83.05-88.08	2C	CR21		※ <b>WPT-004</b>	16100-64H04
		90.05-96.10	2C#	CR2#,3#		※ <b>WPT-126</b>	16100-64H06
		90.05-98.10	2C	CM51,52,55,60,61,65		※ <b>WPT-126</b>	16100-64H06
		96.10-98.11	2C	CR4#,5#		※ <b>WPT-126</b>	16100-64H06
		96.10-01.11	3SFE	SR40,50	W/ SC	<b>WPTK-010</b>	16100-79186
		98.10-99.06	2C	CM51,52,55,60,61,65		<b>WPT-126</b>	16100-69435
		98.11-01.12	2C	CR4#,5#		<b>WPT-126</b>	16100-69435
	2200	82.11-90.01	4YEC	YR2#,31		<b>WPT-016A</b>	16100-79037
		93.09-96.10	3CT/ TE	CR22,29,31,38	TURBO	—	16100-69377
		96.11-98.11	3CT/ TE	CR4#,5#	TURBO	※ <b>WPT-126</b>	16100-64H06
		98.12-04.07	3CE/ T/ TE	CR40,42,50,52		<b>WPT-126</b>	16100-69435
		99.06-04.08	3CE	CM70,75,80,85		<b>WPT-126</b>	16100-69435
<b>TOYOTA</b>	6500	77.04-01.12	2D	DA11#		—	16100-77051
<b>5000/ 6000</b>		78.12-01.12	2D	DA11#	WITHOUT THERMOSTAT	—	16100-77060
<b>TOYOTA1000</b>	1000	84.03-88.08	2K	KP36		—	16100-29066
<b>TUNDRA /</b>	3400	99.02-04.08	5VZFE	VCK30	MTM	<b>WPT-100</b>	16100-69545
<b>SEQUOIA</b>		99.02-04.08	5VZFE	VCK30	ATM	<b>WPT-048</b>	16100-69535
		99.02-04.08	5VZFE	VCK40		<b>WPT-100</b>	16100-69545
	4000	04.08-05.08	1GRFE	GSK30		<b>WPT-136</b>	16100-39406
		05.08-10.10	1GRFE	GSK30,5#		<b>WPT-136</b>	16100-09471
		10.10-	1GRFE	GSK5#		<b>WPT-169</b>	16100-39545
	4600	09.04-	1URFE	UPK5#	TUNDRA	<b>WPT-188</b>	16100-09525
		09.04-	1URFE	UPK5#		<b>WPT-188</b>	16100-39555
		09.04-12.08	1URFE	UPK6#	SEQUOIA	<b>WPT-188</b>	16100-09525
	4700	99.02-04.08	2UZFE	UCK3#,4#		<b>WPT-125</b>	16100-59276
		03.05-08.11	2UZFE	UCK3#,4#,5#,6#		<b>WPT-125</b>	16100-09200
		08.11-09.04	2UZFE	UCK5#,6#		<b>WPT-125</b>	16100-09201
	5700	07.01-	3UR#	USK5#,6#		<b>WPT-196</b>	16100-39496
		07.01-10.04	3UR#	USK5#,6#		<b>WPT-196</b>	16100-09490
		10.04-	3UR#	USK5#,6#		<b>WPT-196</b>	16100-09491
<b>URBAN</b>	1300	09.01-	1NRFE	NSP110		<b>WPT-181</b>	16100-80004
<b>CRUISER</b>	1400	09.01-14.05	1NDTV	NLP11#		<b>WPT-180</b>	16100-39526
<b>VAN</b>	2000	83.08-87.04	3YEC	YR2#,3#		<b>WPT-016A</b>	16100-79037
	2200	83.08-90.01	4YEC	YR2#,3#		<b>WPT-016A</b>	16100-79037
<b>VENZA</b>	2700	09.01-	1ARFE	AGV1#		<b>WPT-194</b>	16100-09515
		09.01-15.06	1ARFE	AGV1#		<b>WPT-194</b>	16100-39515
	3500	08.11-	2GRFE	GGV1#		<b>WPT-142</b>	16100-09441
		08.11-	2GRFE	GGV1#		<b>WPT-142</b>	16100-39456
<b>VEROSSA</b>	2000	01.06-04.04	1GFE	GX110,115		<b>WPT-112</b>	16100-79285
	2500	01.06-04.04	1JZFSE	JZX110	W/ SC	<b>WPT-121</b>	16100-80009
		01.06-04.04	1JZGTE	JZX110	WO/ SC	<b>WPT-124</b>	16110-49148
		01.06-04.04	1JZGTE	JZX110	TURBO, WO/ SC	<b>WPT-083</b>	16110-49135
		01.06-04.04	1JZGTE	JZX110	TURBO, W/ SC	<b>WPT-159</b>	16100-49856

※ : Components may slightly differ from GENUINE No.

◇ : Complete Assembly Only.

& : Part No. requires additional components for installation.

\*1. : Engine #0XXXXXX~#6XXXXXX and #HXXXXXX~#KXXXXXX

\*2. : Engine #CXXXXXX~#GXXXXXX

# TOYOTA

Model	Year	Engine Type	Body Type	Remarks	AISIN No.	Genuine No.			
<b>VERSO</b>	1600	09.02-09.06	1ZRFAE	ZGR2#	&bolt 91551-80825(3 pieces)	<b>&amp; WPT-140</b>	16100-39465		
		09.02-09.09	1ZRFAE	ZGR2#		—	16100-09500		
		09.06-12.12	1ZRFAE	ZGR2#		<b>WPT-140</b>	16100-39466		
		09.09-12.12	1ZRFAE	ZGR2#		<b>WPT-140</b>	16100-09501		
	1800	09.02-09.06	2ZRFAE	ZGR2#	&bolt 91551-80825(3 pieces)	<b>&amp; WPT-140</b>	16100-39465		
		09.02-09.09	2ZRFAE	ZGR2#		—	16100-09500		
		09.06-12.12	2ZRFAE	ZGR2#		<b>WPT-140</b>	16100-39466		
		09.09-12.12	2ZRFAE	ZGR2#		<b>WPT-140</b>	16100-09501		
		15.03-	2ZRFAE	ZGR21		<b>WPT-195</b>	16100-39565		
	2000	09.02-12.12	1ADFTV	AUR2#		<b>WPT-145</b>	16100-09340		
2200	09.02-12.12	2ADFHV	AUR2#		<b>WPT-145</b>	16100-09340			
<b>VIOS / SOLUNA</b>	1300	02.10-04.12	8AFE	AXP4#		<b>WPT-108</b>	16100-19355		
		02.10-05.11	8AFE	AXP4#		<b>WPT-018</b>	16110-19205		
		02.12-10.04	2NZFE	NCP41,9#		<b>WPT-111</b>	16100-29158		
		04.12-	8AFE	AXP4#		※ <b>WPT-018</b>	16100-19337		
		05.07-	8AFE	AXP4#		—	16100-09381		
		05.11-06.08	8AFE	AXP4#		—	16110-09060		
		06.08-07.07	2SZFE	SCP4#		—	16100-09480		
		07.07-	2SZFE	SCP4#		—	16100-09481		
		13.11-	4NRFE	NSP150		CHINA	—	16100-09630	
		1500	02.10-04.12	5AFE		AXP4#	TAIWAN	<b>WPT-108</b>	16100-19355
			02.10-05.11	5AFE		AXP4#		<b>WPT-018</b>	16110-19205
			02.12-10.04	1NZFE		NCP42,9#		<b>WPT-111</b>	16100-29158
			02.12-14.03	1NZFE		NCP42,93		<b>WPT-111</b>	16100-09181
	03.03-12.01		1NZFE	NCP42	—	16100-09210			
	04.12-		5AFE	AXP4#	※ <b>WPT-018</b>	16100-19337			
	05.07-		5AFE	AXP4#	—	16100-09381			
	05.11-06.08		5AFE	AXP4#	—	16110-09060			
	06.08-07.07		3SZFE	SCP4#	—	16100-09480			
	07.07-		3SZFE	SCP4#	—	16100-09481			
	12.01-	1NZFE	NCP42,93	<b>WPT-111</b>	16100-09211				
	13.11-18.11	5NRFE	NSP151	CHINA	—	16100-09630			
	1600	08.02-09.06	1ZRFE	ZSP92	CHINA &bolt 91551-80825(3 pieces)	<b>&amp; WPT-140</b>	16100-39465		
		09.06-11.12	1ZRFE	ZSP92		<b>WPT-140</b>	16100-39466		
		09.09-	1ZRFE	ZSP92		<b>WPT-140</b>	16100-09550		
	<b>VOLTZ</b>	1800	02.05-04.02	1ZZFE	ZZE136		<b>WPT-106</b>	16100-09170	
			02.05-04.02	1ZZFE	ZZE136,138		<b>WPT-106</b>	16100-29415	
			02.05-04.02	2ZZGE	ZZE137		—	16100-29146	
	<b>WILL CYPHA</b>	1300	02.09-05.08	2NZFE	NCP7#		<b>WPT-111</b>	16100-29158	
1500		02.09-05.08	1NZFE	NCP7#		<b>WPT-111</b>	16100-29158		
<b>WILL VI</b>	1300	00.01-01.12	2NZFE	NCP19		<b>WPT-111</b>	16100-29158		
<b>WILL VS</b>	1500	02.01-04.04	1NZFE	NZE127		<b>WPT-111</b>	16100-29158		
	1800	01.04-01.07	1ZZFE	ZZE127,129	&bolt 91511-G0622(2 pieces)	<b>&amp; WPT-106</b>	16100-29095		
		01.04-04.04	2ZZGE	ZZE128		—	16100-29146		
		01.07-04.04	1ZZFE	ZZE127,129		<b>WPT-106</b>	16100-29415		

※ : Components may slightly differ from GENUINE No.

◇ : Complete Assembly Only.

& : Part No. requires additional components for installation.

\*1. : Engine #0XXXXXX~#6XXXXXX and #HXXXXXX~#KXXXXXX

\*2. : Engine #CXXXXXX~#GXXXXXX

# TOYOTA / LEXUS

TOYOTA  
LEXUS

Model	Year	Engine Type	Body Type	Remarks	AISIN No.	Genuine No.			
<b>WINDOM / LEXUS ES</b>	2500	92.08-96.08	4VZFE	VCV1#		<b>WPT-002</b>	16100-69455		
		96.08-01.07	2MZFE	MCV2#		<b>WPT-057</b>	16100-29085		
	3000	91.10-92.08	3VZFE	VCV1#	&engine bracket 12315-62031	<b>&amp; WPT-002</b>	16100-69305		
		92.08-96.08	3VZFE	VCV1#		<b>WPT-002</b>	16100-69455		
		96.08-06.02	1MZFE	MCV2#,30		<b>WPT-057</b>	16100-29085		
<b>WISH</b>	1800	03.01-09.03	1ZZFE	ZNE10,14		<b>WPT-106</b>	16100-29415		
		09.03-09.06	2ZRFAE	ZGE20,25	&bolt 91551-80825(3 pieces)	<b>&amp; WPT-140</b>	16100-39465		
		09.06-12.04	2ZRFAE	ZGE20,25		<b>WPT-140</b>	16100-39466		
		12.04-	2ZRFAE	ZGE20,25		<b>WPT-195</b>	16100-39565		
	2000	03.04-09.03	1AZFSE	ANE10,11	<b>*1.</b>	<b>WPT-129</b>	16100-28041		
		03.12-05.12	1AZFE	ANE11	THAI <b>*1.</b>	<b>WPT-129</b>	16100-0H020		
		04.08-09.09	1AZFE	ANE1#	TAIWAN <b>*1.</b>	<b>WPT-129</b>	16100-0H020		
		05.12-09.10	1AZFE	ANE11	THAI <b>*1.</b>	<b>WPT-129</b>	16100-0H030		
		09.03-09.06	3ZRFAE	ZGE21,22	&bolt 91551-80825(3 pieces)	<b>&amp; WPT-140</b>	16100-39465		
		09.06-12.04	3ZRFAE	ZGE21,22		<b>WPT-140</b>	16100-39466		
		12.04-	3ZRFAE	ZGE22		<b>WPT-195</b>	16100-39565		
		<b>xA / xD / IST</b>	1300	02.04-07.08	2NZFE	NCP6#		<b>WPT-111</b>	16100-29158
				1500	02.04-07.07	1NZFE	NCP61,65		<b>WPT-111</b>
1800	07.07-16.		1NZFE	NCP110,115		<b>WPT-111</b>	16100-29158		
	07.07-09.06		2ZRFE	ZSP110	&bolt 3*91551-80825	<b>&amp; WPT-140</b>	16100-39465		
	09.06-10.08		2ZRFE	ZSP110		<b>WPT-140</b>	16100-39466		
<b>xB / RUKUS</b>	1500	03.04-	1NZFE	NCP31		<b>WPT-111</b>	16100-29158		
	2400	10.03-15.	2AZFE	AZE151	<b>*2.</b>	<b>WPTS-008</b>	16100-0H050		
		10.11-	2AZFE	AZE151	<b>*1.</b>	<b>WPT-129</b>	16100-28041		
<b>YARIS / VITZ / ECHO / PLATZ / FUNCARGO</b>	1000	99.01-02.12	1SZFE	SCP10	TYPE B,Europe only	<b>※WPD-036</b>	16100-29125		
		99.03-	1SZFE	SCP10,11	TYPE A	<b>WPT-117</b>	16100-29117		
		01.01-03.06	1SZFE	SCP1#		—	16100-09140		
		03.06-	1SZFE	SCP1#	Europe only	<b>※WPD-036</b>	16100-29125		
		05.01-10.12	1KRFE	KSP90		<b>WPT-186</b>	16100-80007		
		05.11-14.07	1KRFE	KSP90	FRP	<b>WPT-186</b>	16100-09530		
		11.07-	1KRFE	KSP130		<b>WPT-186</b>	16100-09530		
		11.07-	1KRFE	KSP130		<b>WPT-186</b>	16100-80007		
		14.04-	1KRFE	KSP130		—	16100-80012		
		1300	99.01-	2SZFE	SCP1#		<b>WPT-117</b>	16100-29117	
	99.08-02.11		1N#	NCP2#	VERSO	<b>WPT-111</b>	16100-29158		
	99.08-02.12		1N#	NCP1#		<b>WPT-111</b>	16100-29158		
	99.08-05.01		2NZFE	NCP10,15		<b>WPT-111</b>	16100-29158		
	99.08-05.09		2NZFE	NCP2#	FUNCARGO/ VERSO	<b>WPT-111</b>	16100-29158		
	01.01-03.06		2SZFE	SCP1#	FRP	—	16100-09140		
	03.06-05.01		2SZFE	SCP1#	FRP, Europe only	<b>※WPD-036</b>	16100-29125		
	05.01-		2NZFE	NCP9#		<b>WPT-111</b>	16100-29158		
	05.01-10.12		2SZFE	SCP90		<b>WPT-117</b>	16100-29117		
	05.11-	2SZFE	SCP90	FRP, Europe only	<b>※WPD-036</b>	16100-29125			
08.11-	1NRFE	NSP90		<b>WPT-181</b>	16100-80004				
10.12-	1NRFE	NSP13#		<b>WPT-181</b>	16100-80004				
11.08-	2NZFE	NCP13#		<b>WPT-111</b>	16100-29158				

※ : Components may slightly differ from GENUINE No.

◇ : Complete Assembly Only.

& : Part No. requires additional components for installation.

**\*1.** : Engine #0XXXXXX~#6XXXXXX and #HXXXXXX~#KXXXXXX

**\*2.** : Engine #CXXXXXX~#GXXXXXX

# TOYOTA

Model	Year	Engine Type	Body Type	Remarks	AISIN No.	Genuine No.	
YARIS / VITZ / ECHO / PLATZ / FUNCARGO	1300	13.12-	6NRFE	NSP150	CHINA	—	16100-09630
		16.04-	1NRFE	NSP150		<b>WPT-198</b>	16100-B9490
		18.06-	1NRFBE	NSP150		<b>WPT-198</b>	16100-09730
	1400	02.11-03.01	1NDTV	NLP2#	VERSO	<b>WPT-111</b>	16100-29158
		02.12-03.01	1NDTV	NLP10		<b>WPT-111</b>	16100-29158
		03.01-	1NDTV	NLP10		<b>WPT-132</b>	16100-29196
		03.01-05.09	1NDTV	NLP2#	VERSO	<b>WPT-132</b>	16100-29196
		05.11-08.11	1NDTV	NLP90		<b>WPT-157</b>	16100-39395
		08.11-	1NDTV	NLP90	FRP	<b>WPT-180</b>	16100-39526
		11.07-18.12	1NDTV	NLP130		<b>WPT-180</b>	16100-39526
		12.03-	1NDTV	NLP130		<b>WPT-180</b>	16100-09610
	1500	99.08-	1NZFE	NCP1#		<b>WPT-111</b>	16100-29158
		99.08-05.09	1NZFE	NCP2#	FUNCARGO	<b>WPT-111</b>	16100-29158
		02.11-05.09	1NZFE	NCP2#	VERSO	<b>WPT-111</b>	16100-29158
		05.01-	1NZFE	NCP91,9#		<b>WPT-111</b>	16100-29158
		06.01-12.01	1NZFE	NCP91	ASEAN	<b>WPT-111</b>	16100-09181
		06.11-12.01	1NZFE	NCP91	TAIWAN	—	16100-09210
		12.01-	1NZFE	NCP91	ASEAN	<b>WPT-111</b>	16100-09181
		12.04-	1NZFXE	NHP130	HV	<b>WPT-190</b>	161A0-29015
12.04-15.05		1NZFXE	NHP130	HV Inverter cooling YARIS	<b>WQT-001</b>	G9040-52010	
13.12-18.12		7NRFE	NSP151	CHINA	—	16100-09630	
16.04-		2NRFE	NSP151		<b>WPT-198</b>	16100-B9490	
18.06-	2NR#	NSP151		<b>WPT-198</b>	16100-09730		
1600	08.05-11.12	1ZRFE	ZSP91		<b>WPT-140</b>	16100-39466	
	09.09-	1ZRFE	ZSP91		<b>WPT-140</b>	16100-09550	
1800	06.11-09.06	2ZRFE	ZSP90	&bolt 91551-80825(3 pieces)	<b>&amp; WPT-140</b>	16100-39465	
	09.06-	2ZRFE	ZSP90		<b>WPT-140</b>	16100-39466	

※ : Components may slightly differ from GENUINE No.  
◇ : Complete Assembly Only.  
& : Part No. requires additional components for installation.

\*1. : Engine #0XXXXXX~#6XXXXXX and #HXXXXXX~#KXXXXXX  
\*2. : Engine #CXXXXXX~#GXXXXXX

# SPECIFIC INDEX FOR NISSAN

NISSAN

CAR NAME	PAGE
180SX	58
240SX	69
350Z	64
AD	58
AD EXPERT	58
AD RESORT	58
AD VAN	58
ALMERA	68
ALMERA TINO	71
ALTIMA	58
ARMADA	58
ATLAS	58
AUSTER	59
AVENIR	59
BASALA	67
BE-1	59
BLUEBIRD	59
CABSTAR	60
CARAVAN	61
CEDRIC	62
CEFIRO	62
CIMA	62
CIVILIAN	62
CONDOR	58
CREW	63
CUBE	63
DATSUN TRUCK	63
DATSUN TRUCK (EXP)	66
DUALIS	63
ELGRAND	63
EVALIA	67
EXPERT	59
FAIRLADY Z	64
FIGARO	59
FRONTIER	66
FUGA	64
GAZELLE	69
GLORIA	62
GT-R	64
HOMER	60
HOMY	61
INFINITI EX	64
INFINITI FX	64
INFINITI G20	68
INFINITI M	64
INFINITI M30	65
INFINITI Q45	64

CAR NAME	PAGE
J. FERIE	65
JUKE	64
KIX	64
LAFESTA	64
LANGLEY	68
LARGO	64
LATIO	72
LAUREL	64
LAUREL SPIRIT	70
LEOPARD	65
LIBERTA VILLA	68
LUCINO	65
MARCH	65
MAXIMA	65
MICRA	65
MISTRAL	65
MOCO	66
MURANO	66
NAVARA	66
NOTE	66
NT100 CLIPPER	67
NV100 CLIPPER	67
NV200	67
NX COUPE	70
OTTI	67
PAO	59
PARADIN	66
PASSAT	69
PATHFINDER	67
PATROL	68
PICKUP	66
PINO	67
PRAIRIE	67
PRESAGE	67
PRESEA	67
PRESIDENT	67
PRIMERA	68
PRIMERA WAGON	59
PULSAR	68
QASHQAI	63
QUEST	63
QX56	58
R'NESSA	68
RASHEEN	68
S-CARGO	68
SAFARI	68
SANTANA	69

# SPECIFIC INDEX FOR NISSAN

CAR NAME	PAGE
SENTRA	70
SERENA	69
SILVIA	69
SKYLINE	69
SKYLINE GT-R	69
SKYLINE GT-R N1	70
STAGEA	70
STANZA	59
SUNNY	70
SYLPHY	59
TEANA	71
TERRANO	67
TIIDA	72

CAR NAME	PAGE
TINO	71
TITAN	58
URVAN	61
VANETTE SERENA	71
VANETTE VAN·TRUCK	71
VERSA	72
VIOLET	59
WINGROAD	72
X-TRAIL	72
XTERRA	73
Z	64
ZX	64

# NISSAN

NISSAN

Model	Year	Engine Type	Body Type	Remarks	AISIN No.	Genuine No.	
<b>180SX</b>	1800	89.03-91.01	CA18DT	KRS13, RS13		<b>WPN-024</b>	21010-50VY5
	2000	91.01-99.01	SR20DT/E	(K)RPS13		<b>WPN-068</b>	B1010-52F01
<b>AD /</b>	1200	06.12-	CR12DE	VAY12		<b>WPN-100</b>	21010-AX00A
<b>AD VAN / AD RESORT / AD EXPERT</b>	1300	82.10-89.03	E13S	VB11		<b>WPN-003</b>	21010-50A27
		89.03-	E13S	VB11		<b>WPN-031</b>	21010-50AY8
		90.10-99.06	GA13DS	(W,V,MV)Y10		<b>WPN-001</b>	21010-0M302
		99.06-06.12	QG13DE	VY11		<b>WPN-091</b>	21010-4M526
	1500	82.10-89.03	E15S	VHB11		<b>WPN-003</b>	21010-50A27
		89.03-	E15S	VHB11		<b>WPN-031</b>	21010-50AY8
		90.10-99.06	GA15DS,DE	WF(N,G)Y10,VF(N,G)Y10,MVY10		<b>WPN-001</b>	21010-0M302
		99.05-06.12	QG15DE	VFY11,WFY11		<b>WPN-091</b>	21010-4M526
	1600	06.12-	HR15DE	VY12		<b>WPN-108</b>	B1010-ED00A
		93.07-	GA16DS	HY10		<b>WPN-001</b>	21010-0M300
	1700	08.12-	HR16DE	VZNY12		<b>WPN-108</b>	B1010-ED00A
		82.10-86.05	CD17	VSB11		<b>WPN-037</b>	21010-16AY5
		86.05-88.05	CD17	VSB11		<b>WPN-078</b>	21010-16AY7
88.05-		CD17	VSB11		<b>WPN-012</b>	BA010-54A26	
90.10-93.08		CD17	VSNY10, VSY10, WSY10		<b>WPN-012</b>	BA010-54A26	
92.04-93.08		CD17	VSGY10		<b>WPN-012</b>	BA010-54A26	
93.08-97.05		CD17	VS(N,G)Y10		—	21010-59Y25	
1800	99.05-06.12	QG18DE	VHNY11		<b>WPN-091</b>	21010-4M526	
	00.01-06.12	QG18DN	VGY11		<b>WPN-091</b>	21010-4M526	
	06.12-	MR18DE	VJY12		—	B1010-1GZ0A	
2000	93.08-96.01	CD20	WEY10		—	21010-57J01	
	96.01-99.06	CD20	VE(N,G)Y10,WE(G)Y10		<b>WPN-009</b>	21010-57J28	
2200	99.06-03.10	YD22DD	VE(N)Y11		<b>WPN-111</b>	B1010-AD226	
<b>ALTIMA</b>	2500		QR25	L32		<b>WPN-092</b>	21010-3TA0B
	3500		VQ35	L32		<b>WPN-104</b>	21010-JA10A
			VQ35DE	L31		<b>WPN-104</b>	21010-7Y00A
<b>ARMADA / TITAN / QX56</b>	5600		VK56DE	W32	ARMADA V8 4WD SUV	<b>WPN-705</b>	21010-7S000
	03.-		VK56	P32,JA60	TITAN TRUCK	<b>WPN-705</b>	21010-7S000
	03.-		VK56DE	TA60	TITAN TRUCK	<b>WPN-705</b>	21010-7S000
<b>ATLAS / CONDOR</b>	2000	81.12-90.06	Z20S	PH40		<b>WPN-013</b>	21010-W3688
		90.06-	NA20S	WH40		<b>WPN-056</b>	21010-85G27
	2500	81.12-86.11	SD25	EH40		—	21010-T8228
	2700	86.11-90.06	TD27	AH40		<b>WPN-006</b>	B1010-02N1B
	3000	89.05-	BD30	DJH40, JGH40, JH40		<b>WPN-006</b>	B1010-02N1B
		91.10-96.12	BD30	###H41,S41		<b>WPN-006</b>	B1010-02N1B
		06.12-	4JJ1	A##85, B##85		—	21010-89T0A
		07.02-	4JJ1	APR75N, BPR75N		—	21010-89T0B
	3100	95.05-	4JG2	A##69, B##69		<b>WPG-021A</b>	21010-89TB0
	3300	81.12-84.06	ED33	###H40		—	21010-50T27
		83.01-84.06	FD33T	###H40	DISEL TURBO	—	BA010-T9327
		84.06-86.11	ED33	MH40,(C,D,R,T)MH40,MGH40		—	BA010-T9C25
		84.06-86.11	FD33	DFH40,FH40,FGH40		—	BA010-T9C85
84.06-86.11		FD33T	FGH40	DISEL TURBO	—	BA010-T9C25	

※ : Components may slightly differ from GENUINE No.

◇ : Complete Assembly Only.

& : Part No. requires additional components for installation.

# NISSAN

Model	Year	Engine Type	Body Type	Remarks	AISIN No.	Genuine No.	
ATLAS / CONDOR	3500	86.11-	FD35	##H40	DISEL TURBO	—	21010-50T25
		86.11-	FD35T	##H40		—	21010-50T26
		90.06-	ED35	RH40, TRH40		—	21010-01T90
		91.10-95.05	ED35	###YH41,YS41, ###H41,S41		—	21010-01T90
	4200	91.10-95.05	FD42	###H41,S41, ###YH41,YS41		<b>WPN-040</b>	21010-0T025
	4300	95.05-	4HF1, 4HF1N	A##66, B##66		<b>WPG-015</b>	21010-89TB1
		04.06-05.04	4HF1	BKR81N		<b>WPG-015</b>	21010-89TB1
	4600	92.01-95.05	FD46	###YH41,YS41		<b>WPN-040</b>	21010-0T025
		95.05-	4HG1	A##71, B##71		<b>WPG-015</b>	21010-89TB1
		05.05-	4HV1	A##82, B##82		<b>WPG-015</b>	21010-89TB1
	4800	95.05-	4HE1T	APR70, BPR70		<b>WPG-015</b>	21010-89TB1
		02.05-	4HL1, 4HL1N	A##81, B##81		<b>WPG-015</b>	21010-89TB1
	5000	97.04-	4HJ1, 4HJ1N	A##72, B##72 (EXAMPLE:APS72, BKR72)		<b>WPG-015</b>	21010-89TB1
5200	99.05-	4HK1T	APR75, BPR75		—	21010-89TA8	
AUSTER / STANZA / VIOLET	1600	81.06-82.04	CA16S	T11		—	21010-D0125
		82.05-86.07	CA16S	T11,12		—	21010-D01Y6
		86.07-89.02	CA16S	T12		<b>WPN-020</b>	21010-06E25
		89.02-	CA16S	T12		<b>WPN-061</b>	21010-06EY6
	1800	81.06-82.04	CA18S	PT11		—	21010-D0125
		82.05-86.07	CA18S/I	PT11,12		—	21010-D01Y6
		85.10-86.10	CA18DT	PT12		<b>WPN-024</b>	21010-50VY5
		86.07-89.02	CA18I	PT12		<b>WPN-020</b>	21010-06E25
	89.02-90.	CA18I	PT12		<b>WPN-061</b>	21010-06EY6	
AVENIR / EXPERT / PRIMERA WAGON	2000	90.05-00.05	CD20/ T/ ET	(V)SW10,SW11		<b>WPN-009</b>	21010-57J28
		98.08-02.08	SR20DE	P(N)W11		<b>WPN-014</b>	21010-53J05
		02.08-05.09	QR20DE	R(N)W11		<b>WPN-092</b>	21010-6N226
	2200	99.06-05.12	YD22DD	VE(N)W11		<b>WPN-111</b>	B1010-AD226
BE-1 / FIGARO / PAO	1000	87.01-	MA10S	BK10		—	21010-01BY9
		89.01-91.02	MA10S	PK10		—	21010-19BY5
		91.02-92.04	MA10T	FK10	TURBO	—	21010-19BY5
BLUEBIRD / SYLPHY	1500	00.08-05.12	QG15DE	FG10	SYLPHY	<b>WPN-091</b>	21010-4M526
		05.12-07.05	HR15DE	NG11	4WD SYLPHY	<b>WPN-106</b>	21010-ED325
		05.12-09.05	HR15DE	G11	SYLPHY	<b>WPN-108</b>	B1010-ED00A
		07.10-09.05	HR15DE	NG11		—	21010-EE025
	1600	79.10-84.01	L/ Z16S	J910,V(T)J910		—	B1010-80W27
		82.10-89.07	CA16S	RJ910		<b>WPN-024</b>	21010-50VY5
		83.10-85.08	CA16S	RU11,VRU11		—	21010-D01Y6
		86.07-88.11	CA16S	RU11,VRU11,U12		<b>WPN-020</b>	21010-06E25
		88.12-91.	CA16S	U12,VRU11		<b>WPN-061</b>	21010-06EY6
		91.09-96.01	GA16DS	U13		<b>WPN-001</b>	21010-0M302
		1800	79.10-81.12	Z18P/ S	P910,(W)PJ910		—
	82.10-89.07		CA18S	U910,(W)UJ910		<b>WPN-024</b>	21010-50VY5
	83.10-85.08		CA18S	U11,WU11		—	21010-D01Y6
	84.01-93.06		Z18P	PJ910,PC910	L.P.G.	<b>WPN-013</b>	21010-W3688
	85.08-86.10		CA18DT	U11		<b>WPN-024</b>	21010-50VY5

※ : Components may slightly differ from GENUINE No.

◇ : Complete Assembly Only.

& : Part No. requires additional components for installation.

# NISSAN

NISSAN

Model	Year	Engine Type	Body Type	Remarks	AISIN No.	Genuine No.
<b>BLUEBIRD / SYLPHY</b>	1800	86.07-88.11	CA18S/I (W)U11,R(N)U12		<b>WPN-020</b>	21010-06E25
		88.12-90.06	CA18I/ DE RU12,RNU12		<b>WPN-061</b>	21010-06EY6
		89.10-91.	CA18S WU11		<b>WPN-061</b>	21010-06EY6
		89.10-91.	SR18DI EU12,ENU12		<b>WPN-014</b>	21010-53J05
		91.09-01.08	SR18D/ E E(N)U13/ 14,TEU13		<b>WPN-014</b>	21010-53J05
		98.09-01.08	QG18DE QU14		<b>WPN-091</b>	21010-4M526
		00.08-05.12	QG18DE QG10,QNG10	SYLPHY	<b>WPN-091</b>	21010-4M526
	12.12-	MRA8DE TB17	SYLPHY	<b>WPN-117</b>	B1010-1KC0B	
	2000	79.10-81.12	Z20E/ S Y910,YJ910		—	B1010-80W27
		80.03-81.12	LD20 EJ910,VEJ910		—	BA010-G3625
		80.03-81.12	LD20 EJ910,VEJ910	POWER STARING	—	BA010-W1788
		82.01-84.08	LD20 EJ910,VEJ910		—	BA010-G3626
		82.01-88.02	LD20 EJ910	POWER STARING	—	BA010-02C25
		83.10-85.08	CA20S YU11		—	21010-D01Y6
		83.10-91.	LD20 EU11,VEU11,SU12		—	21010-05E27
		84.10-90.	VG20ET PU11		<b>WPN-011</b>	21010-26EY2
		88.02-93.	LD20 EJ910		<b>WPN-008</b>	21010-G81Y5
		89.10-91.	SR20DE H(N)U12,HAU12		<b>WPN-014</b>	21010-53J05
		91.09-01.08	CD20/ E S(N)U13,TSU13,SU14		<b>WPN-009</b>	21010-57J28
		91.09-01.08	SR20D/ E H(N)U13/ 14		<b>WPN-014</b>	21010-53J05
00.08-05.12		QR20DD TG10	SYLPHY	<b>WPN-092</b>	21010-6N226	
05.12-07.05	MR20DE KG11	SYLPHY	—	B1010-1GZ0A		
2400	93.08-95.	KA24DE PU13		<b>WPN-060</b>	21010-1E4Y0	
<b>CABSTAR / HOMER</b>	1600	82.02-90.07	Z16 BF22, BGF22		<b>WPN-013</b>	21010-W3688
		90.07-	NA16S UF22, UGF22		<b>WPN-056</b>	21010-85G27
		92.01-95.06	NA16S SJ2F23		<b>WPN-056</b>	21010-85G27
	2000	82.02-90.07	Z20 PF22, PGF22		<b>WPN-013</b>	21010-W3688
		90.07-	NA20S WF22, WGF22		<b>WPN-056</b>	21010-85G27
		92.01-99.06	NA20S SK2F23, SK4F23		<b>WPN-056</b>	21010-85G27
		99.06-	KA20DE SH2F23, SH4F23		<b>WPN-056</b>	21010-85G27
		07.06-	QR20DE NSQ1F24, NSQ2F24, SQ1F24, SQ2F24		—	21010-EA010
	2300	82.02-86.11	SD23 YF22, YGF22		<b>WPN-043</b>	21010-37585
		86.11-	TD23 TF22, TGF22		<b>WPN-006</b>	B1010-02N1B
		92.01-95.06	TD23 SM2F23, SM4F23, SM6F23		<b>WPN-082A</b>	B1010-5T11A
	2500	82.02-86.11	SD25 EF22, EGF22, REGF22		—	21010-T8228
		84.08-86.11	SD25 VEGF22		—	21010-T8228
		95.06-99.06	TD25 SN2F23, SN4F23, SN6F23		<b>WPN-082A</b>	B1010-5T11A
	2700	86.11-	TD27 AF22, AGF22, VAGF22		<b>WPN-006</b>	B1010-02N1B
		86.11-90.05	TD27 AMF22		<b>WPN-006</b>	B1010-02N1B
		88.10-	TD27 AMF22		<b>WPN-028</b>	21010-22TY9
		92.01-97.08	TD27 SP8F23		<b>WPN-082A</b>	B1010-5T11A
		92.01-02.08	TD27 SP2F23, SP4F23		<b>WPN-082A</b>	B1010-5T11A
		99.06-02.08	TD27 P6FF23, SP6F23		<b>WPN-082A</b>	B1010-5T11A
3000		07.06-	ZD30DD (N)SZ(1,2,4,5)F24,(N)TZ(2,3)F24		—	B1M10-MA70A
3200	97.08-	QD32 ##F23		<b>WPN-101</b>	B1010-6T30A	

※ : Components may slightly differ from GENUINE No.

◇ : Complete Assembly Only.

& : Part No. requires additional components for installation.

# NISSAN

Model	Year	Engine Type	Body Type	Remarks	AISIN No.	Genuine No.	
<b>CARAVAN / HOMY / URVAN</b>	1600	80.08-82.05	J16	VBE23		—	21010-03W25
	1800	82.05-	Z18	VNE23		<b>WPN-013</b>	21010-W3688
	2000	80.08-	Z20	KH(G)E23	POWER STARING	<b>WPN-013</b>	21010-W3688
	80.08-82.05	H20	(C/ D/ F/ V)PGE23	—		21010-R9026	
	82.05-	LD20T	KS(G)E23	—		BA010-R8487	
	82.05-	Z20	(C/ D/ F/ V)HGE23	<b>WPN-013</b>		21010-W3688	
	86.09-90.08	Z20	(C/ D/ F)HGE24,VH(G)E24	<b>WPN-013</b>		21010-W3688	
	86.09-90.10	LD20T	KS(G)E24	<b>WPN-008</b>		21010-G81Y5	
	86.09-93.05	Z20	KH(G)E24	<b>WPN-013</b>		21010-W3688	
	86.09-95.08	Z20	KH(G)E24	<b>WPN-013</b>		21010-W3688	
	90.08-93.05	NA20S	(D/ F)TGE24	<b>WPN-056</b>		21010-85G27	
	90.08-97.05	NA20S	CTGE24,VT(G)E24	<b>WPN-056</b>		21010-85G27	
	99.06-	KA20DE	CPGE24,VP(G)E24	<b>WPN-056</b>		21010-85G27	
	01.04-03.05	KA20DE	VPE25	—		21010-VW027	
	07.09-12.06	QR20DE	VRE25	NV350		—	21010-EA010
2200	80.08-82.05	SD22	(C/ D)RGE23,KR(G)E23,VR(G)E23		<b>WPN-043</b>	21010-37585	
2300	82.05-	SD23	(C/ D)YGE23,VY(G)E23		<b>WPN-043</b>	21010-37585	
	86.09-87.07	TD23	(C/ D)YGE24,VY(G)E24		<b>WPN-006</b>	B1010-02N1B	
	87.07-90.08	TD23	(C/ D/ V)YGE24,VYE24		<b>WPN-028</b>	B1010-J2N26	
2400	86.11-	Z24	NE24		<b>WPN-013</b>	21010-W3688	
	99.06-01.02	KA24DE	CQGE24		<b>WPN-059</b>	B1010-40F27	
	01.02-	KA24DE	CQGE24		<b>WPN-123</b>	B1010-VJ226	
	01.04-07.08	KA24DE	Q(G)E25,C(D)QGE25		—	21010-VW126	
2500	89.03-	TD25	JE24		<b>WPN-006</b>	B1010-02N1B	
	07.09-12.06	QR25DE	S(G)E25,C(D)SGE25		—	21010-EA010	
	12.06-	QR25DE	C(K)S4E26,KS2E26		—	21010-EA010	
	12.06-	YD25DD	CW4/ 8E26,VW2/ 6E26	NV300	—	B1010-5X00D	
2700	87.10-90.10	TD27	VRMGE24		<b>WPN-065</b>	21010-21NY6	
	87.10-95.08	TD27	(A/ C/ D/ K/ V)RGE24,AR(B)E24,VRE24		<b>WPN-028</b>	B1010-J2N26	
	87.10-95.08	TD27	ARBE24		<b>WPN-028</b>	21010-02N89	
	87.10-95.08	TD27	KRME24		<b>WPN-065</b>	21010-21NY6	
	87.10-95.08	TD27	VRMGE24	4WD	<b>WPN-065</b>	21010-21NY6	
	87.10-95.08	TD27T	KRME24	4WD	<b>WPN-065</b>	21010-21NY6	
	87.10-97.05	TD27	ARGE24		<b>WPN-028</b>	B1010-J2N26	
	88.10-95.08	TD27	KRMGE24		<b>WPN-065</b>	21010-21NY6	
	88.10-95.08	TD27/ T	KRE24		<b>WPN-028</b>	B1010-J2N26	
	90.10-95.08	TD27	ARE24,KRGE24		<b>WPN-028</b>	B1010-J2N26	
	90.10-95.08	TD27	CRMGE24		<b>WPN-065</b>	21010-21NY6	
	90.10-95.08	TD27TI	ARM(G)E24		<b>WPN-065</b>	21010-21NY6	
	95.08-99.06	TD27/ T	A(C,K,V)RME24,RMGE24		<b>WPN-113</b>	B1010-65N94	
95.08-99.06	TD27/ TI	A(K,V)RE24,A(C,D,K,V)RGE24		<b>WPN-101</b>	B1010-VH00A		
3000	88.10-99.06	VG30E	KEE24,F(A)EGE24		<b>WPN-052</b>	21010-10V28	
	01.04-07.09	ZD30DD	VW(M)E25,CW(M)GE25,DW(M)GE25		<b>WPN-121</b>	B1010-VW20A	
	07.09-	ZD30DD	VW(M)E25,CW(M)GE25,DW(M)GE25		—	B1010-VZ20A	
3200	96.08-97.05	QD32	(C/ V)WMGE24		—	21010-F5N26	
	96.08-97.05	QD32	CWGE24,VW(G)E24		<b>WPN-110</b>	21010-F5N25	

※ : Components may slightly differ from GENUINE No.

◇ : Complete Assembly Only.

& : Part No. requires additional components for installation.

# NISSAN

NISSAN

Model	Year	Engine Type	Body Type	Remarks	AISIN No.	Genuine No.	
<b>CARAVAN / HOMY / URVAN</b>	3200	97.05-99.06	QD32	(C/V)WMGE24	—	21010-VH028	
		97.05-01.10	QD32	VWE24,C(D,V)WGE24	<b>WPN-101</b>	B1010-VH00A	
		99.06-02.04	QD32	VWME24	—	21010-VH028	
<b>CEDRIC / GLORIA</b>	2000	83.06-87.05	VG20E	Y30,WY30		—	21010-02P85
		83.06-95.11	CA20S	NY30,VNY30		<b>WPN-024</b>	21010-50VY5
		84.02-95.11	L20P	MY30		<b>WPN-013</b>	21010-W3688
		85.06-89.07	CA20P	NY30		<b>WPN-024</b>	21010-50VY5
		87.05-99.06	VG20E	VY30,WY30		—	21010-V5028
		87.06-	CA20P	NJY31,TNJY31		<b>WPN-024</b>	21010-50VY5
		87.06-	RB20P	MJY31,CMJY31		<b>WPN-005</b>	21010-70TY5
		87.06-	VG20DT	Y31,CY31		<b>WPN-057</b>	21010-F65Y8
		87.06-02.08	VG20E	Y31,(C,T,Y)Y31,Y32,Y33		<b>WPN-052</b>	21010-10V28
		91.06-	NA20P	QJY31	L.P.G.	<b>WPN-053</b>	21010-VR026
	91.06-05.12	RB20P	MJY31,CMJY31		<b>WPN-075</b>	21010-53V27	
	04.01-07.08	VG20P	BJY31,CBJY31	L.P.G.	<b>WPN-052</b>	21010-10V28	
	2500	97.06-99.06	RB25DT	ENY33		<b>WPN-080</b>	21010-21U26
		97.06-01.12	VQ25DE/DD	MY33,34		<b>WPN-070</b>	21010-31U28
		99.06-04.09	RB25DT	ENY34		<b>WPN-097</b>	21010-AA527
01.12-04.09		VQ25DD	MY34		<b>WPN-104</b>	21010-AL528	
2800	83.06-85.06	LD28	HY30,(V/W)HY30		<b>WPN-062</b>	21010-50LY6	
	85.06-02.08	RD28	UY30,(V/W)UY30,(C/U/UJ/TUJ)Y31		<b>WPN-010</b>	B1010-81T26	
	91.06-99.06	RD28	UY32,33		<b>WPN-010</b>	B1010-81T26	
	91.06-05.12	RD28/E	UY31,UJY31		<b>WPN-010</b>	B1010-V7286	
3000	83.06-87.05	VG30E	PY30,YPY30		—	21010-02P85	
	87.06-02.08	VG30E	PAY31,YPY31,PY31,32,33		<b>WPN-052</b>	21010-10V28	
	91.06-95.06	VG30DT	PY32, P(A,B)Y32	TURBO	<b>WPN-055</b>	B1010-0P529	
	95.06-01.12	VQ30D/T	HY33,34,HBY33		<b>WPN-070</b>	21010-31U28	
01.12-04.09	VQ30D	HY34		<b>WPN-104</b>	21010-AL528		
<b>CEFIRO</b>	2000	88.09-94.08	RB20/DT	A31,(C,H,L,N,LC,LN,RC)A31		<b>WPN-005</b>	21010-70TY5
		94.08-02.12	VQ20DE	A32,33,WA32		<b>WPN-070</b>	21010-31U28
		97.06-	VQ20DE	WA32,A33		<b>WPN-070</b>	21010-31U85
	2500	92.06-94.08	RB25DE	EA31,ECA31		<b>WPN-005</b>	21010-70TY5
		94.08-02.08	VQ25DE	PA32,33,WPA32		<b>WPN-070</b>	21010-31U28
		97.06-01.03	VQ25DE	WPA32		<b>WPN-070</b>	21010-31U85
<b>CIMA</b>	3000	91.02-	VG30DT	FP(A)Y31	TURBO	<b>WPN-057</b>	21010-F65Y8
		93.09-96.06	VG30DT	FPY32	TURBO	<b>WPN-055</b>	B1010-0P529
		96.06-01.01	VQ30DET	FHY33	TURBO	<b>WPN-070</b>	21010-31U28
		01.01-	VG30DT	HF50	TURBO	<b>WPN-070</b>	21010-31U28
	3500	17.06-	VQ35HR	HGY51		<b>WPN-116</b>	B1010-JK20A
	4100	91.08-98.09	VH41DE	FG/FGD/FGNY32		<b>WPN-089</b>	B1010-1P128
		96.06-01.01	VH41DE	FG/FGD/FGNY33	Q45	<b>WPN-089</b>	B1010-1P128
	4500	01.01-	VK45DD/E	G(N)F50		—	21010-AR025
	<b>CIVILIAN</b>	2200	82.08-88.05	Z22S	UW40		<b>WPN-013</b>
84.02-88.05			Z22S	VUSW40		<b>WPN-013</b>	21010-W3688
3000		08.06-	ZD30DD	E(C,H,J,V)W41		—	B1M10-MA70A
3300		82.08-90.06	ED33	M(G)W40	A/C	—	21010-50T26

※ : Components may slightly differ from GENUINE No.

◇ : Complete Assembly Only.

& : Part No. requires additional components for installation.

# NISSAN

Model	Year	Engine Type	Body Type	Remarks	AISIN No.	Genuine No.		
<b>CIVILIAN</b>	3300	82.08-90.06	ED33/T	M(G)W40,F(G)W40		—	21010-50T27	
		84.06-87.07	ED33/T	M(G)W40,FGW40	WITH F/C	—	BA010-T9C25	
	3500	90.06-99.02	ED35	B(G)W40	A/C	—	21010-50T27	
		90.06-99.02	ED35	B(G)W40		—	21010-50T26	
	4200	88.05-99.02	TD42	RW40,R(A,G,Y)W40		—	21010-34T29	
		99.02-04.09	TD42	B(C,H,J,V)W41		—	21010-34T29	
	4500	04.09-	TB45E	(DC/DH/DJ/DV)W41		<b>WPN-125</b>	21010-VB025	
4900	04.10-07.08	4M50T	A(C,H,J,V)W41		—	21010-WK900		
<b>CREW</b>	2000	93.07-	NA20P	QK30		<b>WPN-053</b>	21010-VR026	
		94.01-97.04	RB20E	HK30,THK30		<b>WPN-005</b>	21010-70TY5	
		97.04-05.12	RB20E	HK30,THK30		<b>WPN-080</b>	21010-75T26	
	2800	93.07-05.12	RD28	SK30,TSK30		<b>WPN-010</b>	B1010-V7286	
<b>CUBE</b>	1300	98.02-02.09	CG13(A3)DE	Z10,A(N)Z10		<b>WPN-063</b>	21010-41B03	
	1400	02.10-06.12	CR14DE	BNZ11		<b>WPN-109</b>	21010-AX401	
		02.10-08.11	CR14DE	BZ11,BGZ11		<b>WPN-100</b>	21010-AX00A	
		08.12-	CR14DE	BNZ11		<b>WPN-109</b>	21010-AX40A	
	1500	05.05-06.12	HR15DE	YGZ11,YGNZ11		<b>WPN-106</b>	21010-ED325	
		05.05-08.11	HR15DE	YZ11,YGZ11		<b>WPN-108</b>	B1010-ED00A	
		07.10-	HR15DE	YGNZ11, YGZ11		—	21010-EE025	
08.11-09.11		HR15DE	NZ12, Z12		—	21010-EE025		
<b>DATSUN TRUCK</b>	1600	85.08-86.08	Z16S	CD21, CGD21	A/C	—	B1010-80W27	
		85.08-86.08	Z16S	CD21, CGD21		<b>WPN-032</b>	21010-210Y5	
		89.09-95.08	NA16S	D21,GD21		<b>WPN-056</b>	21010-85G27	
	1800	85.08-86.08	Z18S	DD21, DMD21, DYD21	A/C	—	B1010-80W27	
		85.08-86.08	Z18S	DD21, DMD21, DYD21		<b>WPN-032</b>	21010-210Y5	
	2000	86.08-89.09	Z20S	FD21,F(G,M,Y)D21		<b>WPN-032</b>	21010-210Y5	
		86.08-89.09	Z20S	FD21,F(G,M,Y)D21	A/C	—	B1010-80W27	
		89.09-97.01	NA20S	QD21,Q(G,M,Y)D21		<b>WPN-056</b>	21010-85G27	
		97.01-99.06	NA20S	QD22		<b>WPN-056</b>	21010-85G27	
		99.06-	KA20DE	PD22,LPD22		<b>WPN-056</b>	21010-85G27	
	2300	85.08-87.08	SD23	AD21, AGD21, AMD21		<b>WPN-039</b>	21010-10GY6	
		87.08-92.08	TD23	PD21,P(G,M)D21		<b>WPN-002</b>	B1010-2S50A	
	2400	97.01-97.12	KA24E	LFMD22		<b>WPN-059</b>	B1010-40F27	
		99.06-01.02	KA24DE	LFD22, LFMD22		<b>WPN-059</b>	B1010-40F27	
		01.02-	KA24DE	LFD22,LFMD22		<b>WPN-123</b>	B1010-VJ226	
	2700	88.11-97.01	TD27	BD21,B(G,M)D21		<b>WPN-002</b>	B1010-2S50A	
		92.08-96.12	TD27T	BMD21		<b>WPN-054A</b>	21010-80G26	
		94.07-95.08	TD27T	BMD21		<b>WPN-054A</b>	B1010-80G0E	
		95.08-96.12	TD27T	LBMD21		<b>WPN-054A</b>	21010-80G26	
		96.12-	TD27T	BMD21, LBMD21		<b>WPN-054A</b>	21010-80G88	
		97.01-02.08	TD27	BD22,LBD22		<b>WPN-002</b>	B1010-2S50A	
	3200	97.01-	QD32	LRMD22		—	B1010-2S60A	
		98.08-99.06	QD32	LRMD22		<b>WPN-002</b>	B1010-2S50A	
	<b>DUALIS / QASHQAI</b>	2000	07.01-	MR20DE	J10,(K/KN/N)J10		—	B1010-1GZ0A
	<b>ELGRAND / QUEST</b>	2500	04.12-07.03	VQ25DE	ME51, MNE51		<b>WPN-104</b>	21010-AL528
			07.03-	VQ25DE	ME51, MNE51		<b>WPN-104</b>	B1010-JK00A

※ : Components may slightly differ from GENUINE No.

◇ : Complete Assembly Only.

& : Part No. requires additional components for installation.

# NISSAN

NISSAN

Model	Year	Engine Type	Body Type	Remarks	AISIN No.	Genuine No.
<b>ELGRAND / QUEST</b>	2500	10.08-	QR25DE	TE52, TNE52		<b>WPN-092</b> 21010-6N226
	3000	99.08-	ZD30DT	ATE50, ATWE50		<b>WPN-112</b> B1010-VG128
	3200	97.05-99.08	QD32ET	AVE50, AVWE50		<b>WPN-098</b> B1010-0W80A
	3300	97.05-00.08	VG33E	ALE50, ALWE50		<b>WPN-085</b> B1010-0W00J
	3500	00.08-02.05	VQ35DE	APE50, APWE50		<b>WPN-070</b> 21010-31U28
		01.12-	VQ35DE	APE50, APWE50		<b>WPN-070</b> 21010-31U85
		02.05-10.08	VQ35DE	E51, NE51		<b>WPN-070</b> 21010-31U85
		04.08-06.12	VQ35DE	E51, NE51		<b>WPN-070</b> 21010-31U28
10.08-		VQ35DE	PE52, PNE52		<b>WPN-104</b> B1010-JK00A	
<b>FAIRLADY Z / Z / ZX / 350Z</b>	2000	83.09-86.10	VG20ET	GZ31, Z31	—	21010-02P85
		85.10-	RB20DT	PGZ31, PZ31	<b>WPN-023</b>	21010-58S25
	3000	83.09-	VG30ET	HGZ31, HZ31	—	21010-02P85
		89.07-00.08	VG30DE/T	Z32,(C,G,GC,H)Z32	<b>WPN-016</b>	B1010-22P27
	3500	02.07-07.01	VQ35DE	Z33,HZ33		<b>WPN-104</b> 21010-AL528
		07.01-	VQ35HR	Z33,HZ33		<b>WPN-116</b> B1010-JK20A
		08.12-	VQ37HR	Z34,HZ34		<b>WPN-116</b> B1010-JK20A
<b>FUGA / INFINITI M</b>	2500	04.10-07.12	VQ25DE	Y50	<b>WPN-104</b>	21010-AL528
		07.12-09.11	VQ25HR	Y50	<b>WPN-104</b>	B1010-JK00A
		09.11-	VQ25HR	Y51	<b>WPN-104</b>	B1010-JK00A
	3500	04.10-06.05	VQ35DE	PY50, PNY50		<b>WPN-104</b> 21010-AL528
		04.10-07.12	VQ35DE	PY50, PNY50		<b>WPN-104</b> B1010-JK00A
		07.12-09.11	VQ35HR	Y50,PY50,PNY50		<b>WPN-116</b> B1010-JK20A
		10.11-	VQ35HR	HY51		<b>WPN-116</b> B1010-JK20A
	3700	09.11-	VQ37VH/R	Y51,KY51,KNY51		<b>WPN-116</b> B1010-JK20A
	4500	05.08-09.11	VK45DE	Y50		<b>WPN-122</b> 21010-AR725
<b>GT-R</b>	3800	07.11-	VR38DE	R35	<b>WPN-116</b>	B1010-JK20A
<b>INFINITI EX</b>	3700	09.07-	VQ37VH	(N)J50	<b>WPN-116</b>	B1010-JK20A
<b>INFINITI FX</b>	4500		VK45DE	S50	<b>WPN-122</b>	21010-AR725
<b>INFINITI Q45</b>	4500	89.10-93.06	VH45DE	G50,HG50	<b>WPN-017</b>	21010-60UY6
		93.06-98.03	VH45DE	G50,HG50	<b>WPN-083</b>	B1010-67U28
<b>JUKE</b>	1500	10.06-	HR15DE	YF15	—	21010-EE025
	1600	10.06-	MR16DDT	F15,NF15	<b>WPN-117</b>	B1010-1KC0B
<b>KIX</b>	660	08.10-	4A30	H59A	<b>WPM-061</b>	21010-6A00A
<b>LAFESTA</b>	2000	04.12-07.05	MR20DE	B30, NB30	—	B1010-1GZ0A
		11.06-	LFVD/ VE	CWE(F,A)WN	<b>WPZ-043</b>	21013-HA000
<b>LARGO</b>	2000	93.05-99.06	CD20TI	VW30,VNW30	TURBO	<b>WPN-009</b> 21010-57J28
	2400	93.05-99.06	KA24DE	W30,(C,N,NC)W30		<b>WPN-059</b> B1010-40F27
<b>LAUREL</b>	1800	88.01-	CA18S	FJC32, TFJC32		<b>WPN-024</b> 21010-50VY5
	2000	84.10-89.07	RB20E	HJC32		<b>WPN-005</b> 21010-70TY5
		86.10-	RB20DT	HC32		<b>WPN-023</b> 21010-58S25
		87.05-88.	VG20ET	GC32		— 21010-V5028
		88.12-97.04	RB20D/ DE	H(C)C33,HC34		<b>WPN-005</b> 21010-70TY5
		93.01-97.06	RB20/ E	HC34		<b>WPN-080</b> 21010-75T26
		97.06-02.06	RB20DE	HC35		<b>WPN-095</b> 21010-5L328
	2500	90.10-93.	RB25DE	EC33,ECC33		<b>WPN-005</b> 21010-70TY5
		93.01-97.	RB25DE	GC34,GNC34		<b>WPN-080</b> 21010-75T26
		94.01-97.	RB25DT	GC34,GCC34		<b>WPN-080</b> 21010-21U26

※ : Components may slightly differ from GENUINE No.

◇ : Complete Assembly Only.

& : Part No. requires additional components for installation.

# NISSAN

Model	Year	Engine Type	Body Type	Remarks	AISIN No.	Genuine No.	
<b>LAUREL</b>	2500	97.06-98.09	RB25DE	GCC35	2WD Hi/ C	<b>WPN-095</b>	21010-5L328
		97.06-02.08	RB25DE	GC35	EGI	<b>WPN-095</b>	21010-5L328
		97.06-02.08	RB25DE	GNC35	4WD	<b>WPN-095</b>	21010-5L328
		97.06-02.08	RB25DT	GC35	TURBO	<b>WPN-097</b>	21010-AA527
		98.09-02.08	RB25DE	GCC35	2WD Hi/ C	<b>WPN-097</b>	21010-AA527
	2800	84.10-86.10	LD28	EJC32,TEJC32		<b>WPN-062</b>	21010-50LY6
		86.10-88.	RD28	SJC32,TSJC32		<b>WPN-010</b>	B1010-81T26
		88.12-93.	RD28	SC33		<b>WPN-010</b>	B1010-81T26
		93.01-02.08	RD28	SC34,35		<b>WPN-010</b>	B1010-81T26
<b>LEOPARD / J.FERIE / INFINITI M30</b>	2000	86.02-87.05	VG20E	GF31		—	21010-02P85
		87.05-88.08	VG20E	GF31		—	21010-V5028
		88.08-92.	VG20DT	GF31		<b>WPN-057</b>	21010-F65Y8
		97.01-99.06	VG20E	JY33		<b>WPN-052</b>	21010-10V28
	2500	97.10-99.06	RB25DT	JENY33		<b>WPN-080</b>	21010-21U26
		97.10-99.06	VQ25DE	JMY33		<b>WPN-070</b>	21010-31U28
	3000	86.02-86.10	VG30DE	UF31		<b>WPN-057</b>	21010-F65Y8
		86.10-92.	VG30DE	UF31		<b>WPN-016</b>	B1010-22P27
		88.08-92.	VG30DT	UF31		<b>WPN-057</b>	21010-F65Y8
		92.06-95.12	VG30DE	JPY32		<b>WPN-055</b>	B1010-0P529
		96.03-97.10	VG30E	JPY33		<b>WPN-052</b>	21010-10V28
4100	96.03-99.06	VQ30DE/T	JHY33,JHBY33		<b>WPN-070</b>	21010-31U28	
	92.06-95.12	VH41DE	JGBY32		<b>WPN-089</b>	B1010-1P128	
<b>LUCINO</b>	1500	94.01-99.04	GA15DE	FB14,F(N)N15		<b>WPN-001</b>	21010-0M302
	1600	95.01-99.10	GA16DE	EN15		<b>WPN-001</b>	21010-0M302
		97.08-99.10	SR16VE	JB14,JN15		<b>WPN-014</b>	21010-1N526
	1800	94.01-99.10	SR18DE	HB14,H(N)N15		<b>WPN-014</b>	21010-53J05
<b>MAXIMA</b>	3000	88.10-91.08	VG30E	J30		<b>WPN-011</b>	B1010-16E03
	3500		VQ35DE	A34		<b>WPN-104</b>	21010-7Y00A
			VQ35DE	A35		<b>WPN-104</b>	21010-JA10A
<b>MICRA / MARCH</b>	930	88.08-88.12	MA09RT	EK10		—	21010-01BY9
		88.12-92.01	MA09RT	EK10		—	21010-19BY5
	1000	82.10-89.01	MA10S	K10,YK10		—	21010-01BY9
		89.01-92.02	MA10S	K10		—	21010-19BY5
		92.01-02.06	CG10DE	K11,WK11		<b>WPN-063</b>	21010-41B03
	1200	02.02-03.07	CR10DE	K12		<b>WPN-100</b>	21010-AX00A
		02.03-10.07	CR12DE	AK12		<b>WPN-100</b>	21010-AX00A
		10.07-	HR12DE	K13		<b>WPN-108</b>	B1010-ED00A
	1300	10.07-	HR12DE	NK13		—	21010-EE025
		92.11-02.06	CGA3DE	(F)HK11,A(N)K11,WAK11		<b>WPN-063</b>	21010-41B03
	1400	02.02-05.08	CR14DE	BK12		<b>WPN-100</b>	21010-AX00A
		02.09-07.06	CR14DE	BNK12		<b>WPN-109</b>	21010-AX401
	1500	05.08-10.07	HR15DE	YK12		<b>WPN-108</b>	B1010-ED00A
	1600	07.01-10.07	HR16DE	FHZK12		<b>WPN-108</b>	B1010-ED00A
		10.-	HR16DE	K13		—	21010-3HC0A
<b>MISTRAL</b>	2700	94.02-96.10	TD27T	R20		<b>WPN-054A</b>	21010-0F003
		95.11-96.10	TD27T	KR20		<b>WPN-054A</b>	21010-0F003
		96.10-98.07	TD27TI	KR20, R20		—	21010-7F401

※ : Components may slightly differ from GENUINE No.

◇ : Complete Assembly Only.

& : Part No. requires additional components for installation.

# NISSAN

NISSAN

Model	Year	Engine Type	Body Type	Remarks	AISIN No.	Genuine No.	
<b>MOCO</b>	660	02.04-03.11	K6A	MG21S		<b>WPS-036</b>	21010-4A00G
		02.04-06.02	K6A	MG21S	TURBO	—	21010-4A00J
		06.02-11.02	K6A	MG22S		—	21010-4A00H
		06.02-11.02	K6A	MG22S	TURBO	—	21010-4A00K
		11.02-	R06A	MG33S		<b>WPS-057</b>	21010-4A01D
<b>MURANO</b>	2500	04.09-	QR25DE	TZ50,51,TNZ51		<b>WPN-092</b>	21010-6N226
		08.09-11.01	QR25DE	TZ51,TNZ51		<b>WPN-092</b>	21010-6N20A
	3500	04.09-07.03	VQ35DE	PZ50,PNZ50		<b>WPN-104</b>	21010-AL528
		07.03-	VQ35DE	PZ50,PNZ50,251		<b>WPN-104</b>	B1010-JK00A
<b>NAVARA / FRONTIER / PICKUP / DATSUN TRUCK (EXP)/ PARADIN</b>	2000	79.06-	L20	H720	ATM HD/T	—	BA010-N8527
		79.06-	L20	H720	A/C	—	21010-N5828
		79.06-	L20	H720	MTM	<b>WPN-032</b>	21010-21026
		83.01-	Z20	F720		—	21010-80W25
		85.09-	Z20	FD21	steep slope [ GEN,M/ EAST]	<b>WPN-013</b>	21010-P7586
		85.09-	Z20	FD21	A/C [ GEN,M/ EAST]	—	21010-80W26
		88.08-	Z20	FD21	[ ASR]	—	21010-G3925
		88.08-	Z20	FD21	[ M/ EAST]	<b>WPN-013</b>	21010-26G25
	2200	79.06-	SD22	S720	[ GEN]	<b>WPN-043</b>	21010-37585
		79.06-	Z22	M720	2WD > MTM A/C [ N.AMERC]	—	21010-N5829
		79.06-	Z22	M720	2WD > MTM [ N.AMERC]	<b>WPN-032</b>	21010-21085
		79.09-	SD22	S720	[ EUR]	—	21010-31W26
		83.04-	Z22	M720	[ EUR]	—	21010-N5829
		83.04-	Z22	M720	[ GEN]	<b>WPN-032</b>	21010-21085
		83.04-	Z22	M720	[ ASR]	<b>WPN-013</b>	21010-W3686
	2400		KA24DE	D22	FRONTIER	<b>WPN-059</b>	21010-86G00
		82.11-	Z24	N720	2WD > MTM T+K/ CAB [ USA]	—	21010-80W27
		83.01-84.06	Z24	N720	2WD > MTM T+K/ CAB [ CAN]	<b>WPN-032</b>	21010-21085
		84.07-	Z24	N720	2WD > MTM T+K/ CAB [ CAN]	—	21010-80W27
		85.09-	Z24	ND21	2WD [ GEN]	<b>WPN-032</b>	21010-21085
		85.09-	Z24	ND21	4WD CON+HOT [ M/ EAST]	<b>WPN-013</b>	21010-W3686
		85.09-	Z24	ND21	2WD A/ C [ GEN]	—	21010-80W27
		85.09-87.06	Z24	ND21	4WD A/ C [ GEN]	<b>WPN-013</b>	21010-W3686
		85.11-88.04	Z24	ND21	[ N. AMERC]	—	21010-80W27
		87.08-	Z24	ND21	4WD [ EUR]	<b>WPN-032</b>	21010-21085
		88.04-	Z24	ND21	[ N. AMERC]	—	21010-G3928
	89.08-	KA24	ND21	[ N. AMERC]	<b>WPN-059</b>	21010-40F25	
2500	83.01-	SD25	J720		—	21010-09W25	
	87.08-	TD25	RD21	[ GEN]	<b>WPN-002</b>	21010-43G85	
	88.05-92.07	TD25	D21		—	21010-44G26	
	05.-	QR25	D40	SUV,TRUCK, FRONTIER / NAVARA	—	21010-EA010	
	05.-	YD25DDTI	D40	FRONTIER / NAVARA	—	21010-5X00D	
2700	88.05-92.07	TD27	D21		—	21010-44G26	
3000	85.11-	VG30	HD21	4WD [ N. AMERC]	—	BA010-12G26	
	85.11-	VG30	HD21	2WD [ N. AMERC]	—	21010-02P27	
3300	99.-	VG33E	D22	FRONTIER	<b>WPN-085</b>	21010-4S105	
<b>NOTE</b>	1500	05.01-05.12	HR15DE	NE11	<b>WPN-106</b>	21010-ED325	

※ : Components may slightly differ from GENUINE No.

◇ : Complete Assembly Only.

& : Part No. requires additional components for installation.

# NISSAN

Model	Year	Engine Type	Body Type	Remarks	AISIN No.	Genuine No.	
<b>NOTE</b>	1500	05.01-07.12	HR15DE	E11		<b>WPN-108</b>	B1010-ED00A
		07.10-07.12	HR15DE	NE11		—	21010-EE025
		07.12-10.11	HR15DE	E11		—	21010-EE025
	1600	08.10-10.11	HR16DE	ZE11		<b>WPN-108</b>	B1010-ED00A
<b>NT100 CLIPPER / NV100 CLIPPER</b>	660	03.10-	3G83	U71T,71TP,72T		<b>WPM-005</b>	21010-6A0A0
		03.10-	3G83	U71V,72V		<b>WPM-005</b>	21010-6A0A0
		16.02-	R06A	DR17V		<b>WPS-057</b>	21010-4A01L
<b>NV200 / EVALIA</b>	1600	09.05-	HR16DE	(V)M20		<b>WPN-108</b>	B1010-ED00A
<b>OTTI</b>	660	05.06-13.	3G83	H91W,92W		<b>WPM-060</b>	21010-6A0A1
<b>PATHFINDER / TERRANO</b>	2500	04.-	YD25DDTI	R51	DIESEL	—	21010-5X00D
	2700	86.08-87.08	TD27	VB/ WBVD21		<b>WPN-002</b>	BA010-43G26
		87.08-93.01	TD27	VB/ WBVD21		<b>WPN-002</b>	B1010-2S50A
		88.11-93.01	TD27T	WBVD21		<b>WPN-054A</b>	21010-80G26
		93.01-94.08	TD27T	LB/ WBVD21		<b>WPN-054A</b>	B1010-80G0E
		94.08-	TD27T	LB/ WBVD21		—	21010-86PY8
		95.09-97.06	TD27TI	PR50		<b>WPN-098</b>	B1010-0W80A
	3000	87.10-89.10	VG30	WHVD21		—	21010-12G28
		99.02-02.11	ZD30DI	JTR50		—	B1010-2W20A
		99.02-02.11	ZD30DI	TR50		—	B1010-2W20A
	3200	96.08-97.09	QD32TI	(J)RR50		<b>WPN-098</b>	B1010-0W80A
	3300	95.09-01.10	VG33E	(J)L/ (J)LUR50		<b>WPN-085</b>	B1010-0W00J
	3500	01.-	VQ35DE	R50		<b>WPN-104</b>	21010-7Y00A
4000	04.-	VQ40DE	R51		<b>WPN-104</b>	21010-JA10A	
5600	04.-	VK56DE	R51		<b>WPN-705</b>	21010-7S000	
<b>PINO</b>	660	07.01-	K6A	HC24S		—	21010-4A00H
<b>PRAIRIE</b>	1500	82.08-88.	E15S	BM10,VBM10		<b>WPN-003</b>	21010-50A27
	1800	82.08-86.07	CA18S	PM10		—	21010-D01Y6
		86.07-88.09	CA18S	PM10		<b>WPN-020</b>	21010-06E25
	2000	86.07-88.12	CA20S	HNM10,M11,NM11		<b>WPN-020</b>	21010-06E25
		88.12-95.08	CA20S	M11,NM11		<b>WPN-061</b>	21010-06EY6
		95.08-01.05	SR20DE	P(N)M11/ 12		<b>WPN-014</b>	21010-53J05
		01.05-04.12	QR20DE	RM12,RNM12		<b>WPN-092</b>	21010-6N226
2400	90.09-95.08	KA24E	HM11,HNM11		<b>WPN-067</b>	21010-30RY6	
<b>PRESAGE / BASALA</b>	2400	98.06-01.08	KA24DE	V(N)U30,JV(N)U30		<b>WPN-060</b>	21010-1E403
	2500	98.06-01.08	YD25DT	V(N)U30,JV(N)U30		<b>WPN-111</b>	B1010-AD226
		01.08-03.06	QR25DE	T(N)U30,JT(N)U30		<b>WPN-092</b>	21010-6N226
		03.06-08.11	QR25DE	TU31,TNU31		<b>WPN-092</b>	21010-6N226
	3000	98.06-03.06	VQ30DE	HU30,JHU30		<b>WPN-070</b>	21010-31U28
		01.12-08.11	VQ30DE	HU30,JHU30		<b>WPN-070</b>	21010-31U85
	3500	03.06-08.11	VQ35DE	PU31,PNU31		<b>WPN-104</b>	21010-AL528
07.03-07.06		VQ35DE	PU31		<b>WPN-104</b>	B1010-JK00A	
<b>PRESEA</b>	1500	90.06-00.08	GA15DS/ E	R10/ 11		<b>WPN-001</b>	21010-0M302
	1800	90.06-00.08	SR18DI/ E	PR10/ 11		<b>WPN-014</b>	21010-53J05
	2000	90.06-00.08	SR20DE	HR10/ 11		<b>WPN-014</b>	21010-53J05
<b>PRESIDENT</b>	4400	75.04-82.11	Y44E	H250,251,252		—	B1010-F2725
	4500	90.10-93.04	VH45DE	J(H)G50,P(H)G50		<b>WPN-017</b>	21010-60UY6

※ : Components may slightly differ from GENUINE No.

◇ : Complete Assembly Only.

& : Part No. requires additional components for installation.

# NISSAN

NISSAN

Model	Year	Engine Type	Body Type	Remarks	AISIN No.	Genuine No.	
<b>PRESIDENT</b>	4500	93.04-02.08	VH45DE	J(H)G50,P(H)G50		<b>WPN-083</b>	B1010-67U28
		03.10-08.02	VK45DE	PGF50		—	21010-AR025
<b>PRIMERA / INFINITI G20</b>	1800	90.02-98.09	SR18D/ E	P10/ 11,WP11		<b>WPN-014</b>	21010-53J05
		98.09-05.12	QG18D/ E	QP11/ 12,WQP11		<b>WPN-091</b>	21010-4M526
	2000	90.02-01.01	SR20DE	H(N)P10/ 11,FHP10/ 11,WH(N)P11		<b>WPN-014</b>	21010-53J05
		01.01-05.12	QR20DE	T(N)P12,WT(N)P12		<b>WPN-092</b>	21010-6N226
		01.08-03.07	SR20VE	HP12,WHP12		<b>WPN-014</b>	21010-53J05
2500	01.01-05.12	QR25DD	RP12,WRP12		<b>WPN-092</b>	21010-6N226	
<b>PULSAR / LANGLEY / LIBERTA VILLA / ALMERA</b>	1300	82.05-86.12	E13S	PN12		<b>WPN-003</b>	21010-50A27
		86.05-89.03	E13S	N13	W/ P=Shaft DIA $\phi$ 12	<b>WPN-003</b>	21010-50A27
		86.05-89.03	E13S	N13	W/ P=Shaft DIA $\phi$ 25	<b>WPN-031</b>	21010-50AY8
		90.08-95.01	GA13DS	N14		<b>WPN-001</b>	21010-0M302
	1500	82.05-86.12	E15S	HN12		<b>WPN-003</b>	21010-50A27
		86.05-88.04	E15S	HN13, HNN13		<b>WPN-003</b>	21010-50A27
		86.05-89.03	E15S	HN13, HNN13		<b>WPN-031</b>	21010-50AY8
		86.10-88.09	E15E	BHNN13		<b>WPN-031</b>	21010-50AY8
		86.10-88.09	E15S	BHN13	W/ P=Shaft DIA $\phi$ 12	<b>WPN-003</b>	21010-50A27
		86.10-88.09	E15S	BHN13	W/ P=Shaft DIA $\phi$ 25	<b>WPN-031</b>	21010-50AY8
86.12-88.09		E15E	BHNN13		<b>WPN-003</b>	21010-50A27	
88.04-		GA15S	FN13, FNN13,BFN13, BFNN13		<b>WPN-058</b>	21010-77AY0	
90.08-00.08	GA15DE/S	FN14/ 15,FNN14/ 15		<b>WPN-001</b>	21010-0M302		
1600	86.05-86.10	CA16DE	EN13,BEN13		<b>WPN-024</b>	21010-50VY5	
	86.10-89.02	CA16DE	EN13,KEN13,BEN13		<b>WPN-020</b>	21010-06E25	
	89.02-	CA16DE	EN13,KEN13,BEN13		<b>WPN-061</b>	21010-06EY6	
	90.08-00.08	GA16DE	EN14/ 15		<b>WPN-001</b>	21010-0M302	
	97.09-99.10	SR16VE	JN15		<b>WPN-014</b>	21010-1N526	
1700	83.05-86.07	CD17	SN12		<b>WPN-037</b>	21010-16AY5	
	86.05-86.05	CD17	SN13		<b>WPN-073</b>	21010-54AY5	
	86.05-93.10	CD17	SN13/ 14,BSN13		<b>WPN-012</b>	BA010-54A26	
	86.07-	CD17	SN12		<b>WPN-078</b>	21010-16AY7	
	93.10-95.01	CD17	SN14		—	21010-59Y25	
1800	90.08-00.08	SR18DE	HN14/ 15,HNN15		<b>WPN-014</b>	21010-53J05	
2000	90.08-95.01	SR20DT	RNN14	4WD TURBO	<b>WPN-069</b>	21010-54CY0	
	95.01-95.12	CD20	SN15,SNN15		—	21010-57J01	
	95.12-00.08	CD20	SN15,SNN15		<b>WPN-009</b>	21010-57J28	
<b>R'NESSA</b>	2000	97.10-01.07	SR20DE/T	N30,NN30		<b>WPN-014</b>	21010-53J05
	2400	97.10-01.07	KA24DE	PNN30	4WD	<b>WPN-060</b>	21010-1E403
<b>RASHEEN</b>	1500	94.12-	GA15DE	RFNB14		<b>WPN-001</b>	21010-0M302
	1800	97.01-99.09	SR18DE	RHNB14		<b>WPN-014</b>	21010-53J05
	2000	98.01-99.09	SR20DE	RKNB14		<b>WPN-014</b>	21010-53J05
<b>S-CARGO</b>	1500	89.01-90.03	E15S	G20	W/ P=SHAFT DIA. $\phi$ 12	<b>WPN-003</b>	21010-50A27
		89.03-90.11	E15S	G20	W/ P=SHAFT DIA. $\phi$ 25	<b>WPN-031</b>	21010-50AY8
<b>SAFARI / PATROL</b>	2800	94.10-98.03	RD28T	WYY60	TURBO	<b>WPN-010</b>	B1010-81T26
		97.10-99.09	RD28TI	WYY61		—	B1010-VB126
	3000	88.10-95.03	RB30S	KSY60,WSGY60		—	21010-20J25
		99.09-02.11	ZD30DI	WTY61		—	B1010-2W20A

※ : Components may slightly differ from GENUINE No.

◇ : Complete Assembly Only.

& : Part No. requires additional components for installation.

# NISSAN

Model	Year	Engine Type	Body Type	Remarks	AISIN No.	Genuine No.	
<b>SAFARI / PATROL</b>	3300	80.06-	SD33	VR161, VRG161		<b>WPN-026</b>	21010-615Y5
		80.06-84.09	SD33	VR160, VRG160		<b>WPN-026</b>	21010-615Y5
		84.09-	SD33T	BRG161		<b>WPN-026</b>	21010-615Y5
	4000	80.06-	PF40	FG160		<b>WPN-041</b>	21010-C65Y6
		82.07-	PF40	FG161		<b>WPN-041</b>	21010-C65Y6
	4200	87.10-	TB42S	FGY60		<b>WPN-038A</b>	21010-03J25
		87.10-	TD42	VRGY60		<b>WPN-025</b>	21010-06J29
		87.10-93.08	TD42	VRY60		<b>WPN-025</b>	21010-06J29
		87.10-98.03	TB42S	FGY60		<b>WPN-038A</b>	21010-03J25
		87.10-98.03	TD42	VRGY60,VR60		<b>WPN-025</b>	21010-06J29
		91.02-93.08	TD42	WRGY60, WRY60		<b>WPN-025</b>	21010-06J29
		91.10-98.03	TB42E	WGY60		<b>WPN-038A</b>	21010-03J25
		93.08-	TD42T	WRGY60, WRY60		<b>WPN-025</b>	21010-06J29
		97.10-99.09	TD42T	WRGY61		<b>WPN-025</b>	21010-06J29
	99.09-02.11	TD42T	VRGY61		<b>WPN-025</b>	21010-06J29	
4500	97.10-02.11	TB45E	WGY61		<b>WPN-125</b>	21010-VB025	
4800	02.11-	TB48DE	WFGY61		<b>WPN-124</b>	B1010-VC225	
<b>SANTANA / PASSAT</b>	1600	84.02-84.04	CY	EM30		—	21010-V4900
		84.04-84.05	CY	EM30		—	21010-85V06
		84.05-	CY	EM30		—	21010-V4071
	1800	84.02-84.04	JN	M30		—	21010-V4900
		84.04-84.05	JN	M30		—	21010-85V06
		84.05-	JN	M30		—	21010-V4071
	2000	84.02-84.05	J	PM30		—	21010-V4311
		84.05-	J	PM30		—	21010-V4370
		87.01-	JD	PM30		—	B1010-Y9010
<b>SERENA</b>	2000	99.06-01.12	SR20DE	PC24,PNC24		<b>WPN-014</b>	21010-53J05
		01.12-05.05	QR20DE	TC24,TNC24		<b>WPN-092</b>	21010-6N226
		10.11-	MR20DD	C26,27,(N,F,FN)C26		<b>WPN-120</b>	B1010-1VA0B
		10.11-	MR20DD	C26,27,NC26	EXCEPT NO IDOL AND HV MODEL (NORMAL ONLY)	<b>WPN-117</b>	B1010-1KC0B
	2500	12.07-	MR20DD	HC26	HV	<b>WPN-120</b>	B1010-1VA0B
		99.06-01.12	YD25DT	C24		<b>WPN-111</b>	B1010-AD226
	03.10-05.05	QR25DE	RC24		<b>WPN-092</b>	21010-6N226	
<b>SILVIA / GAZELLE / 240SX</b>	1800	83.08-91.01	CA18ET/S/ DE	(J)S12,(K)S13		<b>WPN-024</b>	21010-50VY5
	2000	83.08-86.02	FJ20E/ ET	US12		—	BA010-R2027
		91.01-93.10	SR20DE	(K)PS13		<b>WPN-068</b>	B1010-52F01
		93.10-02.08	SR20DE	(C)S14,S15		<b>WPN-084</b>	21010-65F27
	2400	88.-	KA24DE	S13,S14		<b>WPN-059</b>	21010-40F27
<b>SKYLINE / SKYLINE GT-R</b>	1800	81.08-	Z18S	(V)PJR30		—	B1010-80W27
		82.10-93.	CA18S/I	FJR30,(W)FJR31,FR32		<b>WPN-024</b>	21010-50VY5
	2000	81.08-	LD20	VSJR30		—	BA010-G3626
		81.08-82.10	Z20E	UJR30		—	B1010-80W27
		81.08-85.	L20E/ ET	(Y)HR30		<b>WPN-013</b>	21010-W3688
		81.10-85.	FJ20E	DR30		—	BA010-R2029
83.08-	LD20	VSJR30		—	BA010-02C25		

※ : Components may slightly differ from GENUINE No.

◇ : Complete Assembly Only.

& : Part No. requires additional components for installation.

# NISSAN

NISSAN

Model	Year	Engine Type	Body Type	Remarks	AISIN No.	Genuine No.	
<b>SKYLINE / SKYLINE GT-R</b>	2000	85.08-89.	RB20ET	WHJR31		<b>WPN-005</b>	21010-70TY5
		85.08-89.07	RB20DE	(Y)HR31		<b>WPN-023</b>	21010-58S25
		85.08-89.07	RB20E	(Y)HR31		<b>WPN-005</b>	21010-70TY5
		89.05-93.	RB20E/DE/ DT	(HC/ HN/ H/ YH)R32		<b>WPN-005</b>	21010-70TY5
		93.08-96.01	RB20E	HR33		<b>WPN-005</b>	21010-70TY5
		98.05-99.10	RB20DE	HR34		<b>WPN-095</b>	21010-5L328
	2500	91.08-	RB25DE	E(C)R32		<b>WPN-005</b>	21010-70TY5
	3500	02.01-06.11	VQ35DE	PV35		<b>WPN-104</b>	21010-AL528
3700	09.07-	VQ37VH	(N)J50		<b>WPN-116</b>	B1010-JK20A	
<b>SKYLINE GT-R N1</b>	2600	95.01-	RB26DT	E-BCNR33		<b>WPN-126</b>	21010-24U27
		99.01-99.01	RB26DT	GF-BNR34		<b>WPN-126</b>	21010-24U27
<b>STAGEA</b>	2000	96.09-97.08	RB20E	WHC34		<b>WPN-080</b>	21010-75T26
		97.08-01.10	RB20E	WHC34		<b>WPN-095</b>	21010-5L328
	2500	96.09-97.08	RB25DE	WGC34,WGNC34		<b>WPN-080</b>	21010-75T26
		96.09-98.08	RB25DET	WGNC34		<b>WPN-080</b>	21010-21U26
		97.08-01.10	RB25DE	WGC34,WGNC34		<b>WPN-095</b>	21010-5L328
		98.08-01.10	RB25DET	WGC34,WGNC34	TURBO	<b>WPN-097</b>	21010-AA527
	2600	01.10-04.08	VQ25DD	M35,NM35		<b>WPN-104</b>	21010-AL528
		97.11-01.10	RB26DT	WGNC34		<b>WPN-080</b>	21010-21U26
		3000	01.10-04.08	VQ30DD	HM35		<b>WPN-104</b>
3500	04.08-	VQ35DE	PM35, PNM35		<b>WPN-104</b>	21010-AL528	
<b>SUNNY / LAUREL SPIRIT / NX COUPE / SENTRA</b>	1200	75.10-81.09	A12S	(G)B120,121		<b>WPN-021</b>	21010-M66Y6
		78.04-81.09	A12S	(G)B120,121		<b>WPN-029A</b>	BA010-H7227
		81.10-	A12S	(G)B122		<b>WPN-021</b>	21010-M66Y6
		81.10-	A12S	(G)B122	A/C	<b>WPN-029A</b>	BA010-H7227
	1300	81.10-	E13S	(W)B11		<b>WPN-003</b>	21010-50A27
		85.09-89.03	E13S	B12	W/ P=Shaft DIA $\phi$ 25	<b>WPN-031</b>	21010-50AY8
		85.09-89.03	E13S	B12	W/ P=Shaft DIA $\phi$ 12	<b>WPN-003</b>	21010-50A27
		90.01-93.12	GA13DS	B13		<b>WPN-001</b>	21010-0M302
		94.01-98.10	GA13DE	B14		<b>WPN-001</b>	21010-0M302
		98.10-04.10	QG13DE	B15		<b>WPN-091</b>	21010-4M526
		1500	81.10-	E15S	(W)HB11		<b>WPN-003</b>
	85.09-87.09		E15S	HB12, HNB12, WHB12, WHNB12	W/ P=Shaft DIA $\phi$ 12	<b>WPN-003</b>	21010-50A27
	85.09-89.03		E15S	HB12, HNB12, WHB12, WHNB12	W/ P=Shaft DIA $\phi$ 25	<b>WPN-031</b>	21010-50AY8
	87.09-		GA15S	F(N)B12,WF(N)B12		<b>WPN-058</b>	21010-77AY0
	90.01-		GA15DS	F(N)B13		<b>WPN-001</b>	21010-0M302
	90.10-95.06		GA15DS	WF(N)Y10		<b>WPN-001</b>	21010-0M302
	94.01-98.10		GA15DE	F(N)B14		<b>WPN-001</b>	21010-0M302
	98.10-04.10		QG15DE	F(N)B15		<b>WPN-091</b>	21010-4M526
	1600	86.08-86.10	CA16DE	EB12		<b>WPN-024</b>	21010-50VY5
		86.10-	CA16DE	EB12		<b>WPN-020</b>	21010-06E25
90.01-98.10		GA16DE	EB13,14		<b>WPN-001</b>	21010-0M302	
93.-		GA16	B14		—	21010-F420A	
98.10-02.05		SR16VE	JB15		<b>WPN-014</b>	21010-1N526	
1700	82.10-86.07	CD17	(W)SB11		<b>WPN-037</b>	21010-16AY5	

※ : Components may slightly differ from GENUINE No.

◇ : Complete Assembly Only.

& : Part No. requires additional components for installation.

# NISSAN

Model	Year	Engine Type	Body Type	Remarks	AISIN No.	Genuine No.	
<b>SUNNY / LAUREL SPIRIT / NX COUPE / SENTRA</b>	1700	85.09-86.05	CD17	(W)SB12		<b>WPN-073</b>	21010-54AY5
		90.01-93.12	CD17	(W)SB12,S(N)B13		<b>WPN-012</b>	BA010-54A26
		93.08-93.12	CD17	S(N)B13		—	21010-59Y25
	1800	90.01-93.12	SR18DE	H(N)B13		<b>WPN-014</b>	21010-53J05
		94.01-97.08	SR18DE	HB14		<b>WPN-014</b>	21010-53J05
		98.-	QG18DE	B15	SENTRA	<b>WPN-091</b>	21010-F460A
		98.10-02.05	QG18DD	QB15		<b>WPN-091</b>	21010-4M526
	2000		MR20	B16		<b>WPN-707</b>	21010-ET000
			MR20DE	B16		<b>WPN-117</b>	21010-3RC 1A
		94.01-99.09	CD20	S(N)B14		<b>WPN-009</b>	21010-57J28
2200	99.09-02.05	YD22DD	SB15		<b>WPN-111</b>	B1010-AD226	
2500		QR25	B16		<b>WPN-092</b>	21010-3TA0B	
<b>TEANA</b>	2300	03.02-07.03	VQ23DE	J31		<b>WPN-104</b>	21010-AL528
		07.03-	VQ23DE	J31		<b>WPN-104</b>	B1010-JK00A
	2500	03.02-08.06	QR25DE	TNJ31		<b>WPN-092</b>	21010-6N226
		08.06-	QR25DE	TNJ32		<b>WPN-092</b>	21010-6N226
		14.01-	QR25	L33		—	21010-3TA1B
	3500	03.02-05.12	VQ35DE	PJ31		<b>WPN-104</b>	21010-AL528
		07.03-	VQ35DE	PJ31		<b>WPN-104</b>	B1010-JK00A
08.06-		VQ35DE	PJ32		<b>WPN-104</b>	B1010-JK00A	
<b>TINO / ALMERA TINO</b>	1800	98.12-03.12	QG18DE	V10		<b>WPN-091</b>	21010-4M526
		00.03-02.10	QG18EM	PV10		—	21010-5U325
	2000	98.12-00.04	SR20DE	HV10		<b>WPN-014</b>	21010-53J05
<b>VANETTE SERENA</b>	1600	91.06-99.06	GA16D	KA/VAJC23		<b>WPN-001</b>	21010-0M302
	2000	91.06-93.03	SR20DE	KBC23,KB(C,N)C23		<b>WPN-014</b>	21010-53J05
		91.06-99.06	CD20/T	VVJC23,KV(N)C23		<b>WPN-009</b>	21010-57J28
		93.03-99.06	SR20DE	KBC23,KB(C,N)C23		<b>WPN-068</b>	B1010-52F01
<b>VANETTE VAN- TRUCK</b>	1200	78.10-91.06	A12	(V)C120,121,122,VJC22		<b>WPN-021</b>	21010-M66Y6
		78.10-91.06	A12	(V)C120,121,122,VJC22	A/C	<b>WPN-029A</b>	BA010-H7227
		88.11-94.03	A12S	JC22	A/C, 4WD	<b>WPN-029A</b>	BA010-H7227
		88.11-94.03	A12S	JC22		<b>WPN-021</b>	21010-M66Y6
		91.06-	A12	VJC22		<b>WPN-021</b>	21010-M66Y6
	1400	78.10-80.06	A14	P(G)C120,121,VP(G)C121,KP(G)C120		<b>WPN-021</b>	21010-M66Y6
		78.10-81.06	A14	P(G)C120,121,VP(G)C120,121, RPGC121	A/C	<b>WPN-029A</b>	BA010-H7227
	1500	80.06-91.06	A15	KH(G)C120,RHGC122,KP(J)C22, VPJC22	A/C	<b>WPN-029A</b>	BA010-H7227
		80.06-94.03	A15,15S	KH(G)C120,H(G)C122,VH(G)C122,P (G)C22		<b>WPN-021</b>	21010-M66Y6
		86.05-94.03	A15S	P(G)JC22,VPGJC22	A/C	<b>WPN-029A</b>	BA010-H7227
		94.04-95.08	D5	SE58TN, SS58VN		—	21010-HC000
	1800	86.05-93.05	CA18ET	KHG(N)C22		<b>WPN-024</b>	21010-50VY5
		94.04-99.07	F8	SE88MN/ TN,SS88MN/ TN/ VN/ HN, SK88		<b>WPZ-002</b>	21010-HC427
		99.06-10.08	F8E	SK82LN/ MN/ TN/ VN		<b>WPZ-002</b>	21010-HC427
	2000	81.06-	LD20	REGC120	A/C	<b>WPN-029A</b>	BA010-H7227
		81.06-	Z20	KMC120		—	B1010-80W27

※ : Components may slightly differ from GENUINE No.

◇ : Complete Assembly Only.

& : Part No. requires additional components for installation.

# NISSAN

NISSAN

Model	Year	Engine Type	Body Type	Remarks	AISIN No.	Genuine No.	
<b>VANETTE VAN-TRUCK</b>	2000	81.06-84.05	LD20	E(G)C120,KE(G)C120,VE(G)C120,REGC120		—	BA010-G3626
		82.09-	LD20T	KEC120		—	BA010-R8487
		82.09-85.09	LD20T	KEC120		—	BA010-R8427
		84.05-	LD20	E(G)C120,KE(G)C120,VE(G)C120,REGC120		—	BA010-02C25
		85.09-	LD20	KUC22, KUJC22		<b>WPN-030</b>	21010-G55Y6
		85.09-	LD20	VUJC22	ATM	<b>WPN-008</b>	21010-G81Y5
		85.09-	LD20	VUJC22	MTM	<b>WPN-030</b>	21010-G55Y6
		85.09-91.06	CA20/ S	KMC22,KM(G/ GN/ JN)C22		<b>WPN-024</b>	21010-50VY5
		85.09-91.06	LD20	KUC22		<b>WPN-008</b>	21010-G81Y5
		86.05-	LD20	VUGJC22		<b>WPN-030</b>	21010-G55Y6
		86.05-89.06	LD20T	KUGC22		<b>WPN-008</b>	21010-G81Y5
		86.11-	LD20/ T	VUGJNC22,KUGNC22		<b>WPN-008</b>	21010-G81Y5
		88.09-91.06	LD20/ T	VUJN(B)C22,KUJNC22		<b>WPN-008</b>	21010-G81Y5
		88.11-90.08	Z20S	RJNC22		<b>WPN-013</b>	21010-W3688
		88.11-94.03	LD20	UGJNC22		<b>WPN-008</b>	21010-G81Y5
		88.11-94.03	LD20	UGJNC22		<b>WPN-008</b>	BA010-G8125
		88.11-94.03	LD20	UJC22,UGJC22		<b>WPN-030</b>	BA010-G8025
		88.11-94.03	LD20	UJC22,UGJC22		<b>WPN-030</b>	21010-G55Y6
		90.08-94.03	NA20S	FJNC22		<b>WPN-056</b>	21010-85G27
		03.12-10.08	RF	SKF2LN/ MN/ TN/ VN		—	21010-HA100
2200	94.04-99.07	R2	SS28MN/ VN/ HN,SE28MN/ TN		—	21010-HC225	
	94.04-03.12	R2	SS28MN,SE28TN		<b>WPN-090</b>	21011-HC230	
	99.06-03.12	R2	SK22MN		—	21011-HC231	
	99.06-03.12	R2	SS28HN,SK22MN/ VN		<b>WPN-090</b>	21011-HC230	
2400	87.10-93.04	Z24S	WSC22,WSLC22		<b>WPN-064</b>	21010-17C27	
<b>VERSA / TIIDA / LATIO</b>	1200	12.10-	HR12DE	N17	VERSA SEDAN	<b>WPN-108</b>	B1010-ED00A
	1500	04.09-06.12	HR15DE	NC11,SNC11	4WD	<b>WPN-106</b>	21010-ED325
		04.09-08.01	HR15DE	C11,SC11		<b>WPN-108</b>	B1010-ED00A
		07.10-10.08	HR15DE	(N/ SN/ S)C11		—	21010-EE025
	1600	11.-	HR16DE	N17	VERSA SEDAN	—	21010-3HC0A
1800		MR18	C11		<b>WPN-117</b>	21010-3RC1A	
	05.01-08.01	MR18DE	JC11,SJC11		—	B1010-1GZ0A	
<b>WINGROAD</b>	1500	96.05-99.06	GA15DE	WFY10,WFNY10		<b>WPN-001</b>	21010-0M302
		99.05-05.12	QG15DE	WFY11		<b>WPN-091</b>	21010-4M526
		05.11-07.10	HR15DE	NY12		<b>WPN-106</b>	21010-ED325
		05.11-08.01	HR15DE	Y12		<b>WPN-108</b>	B1010-ED00A
		07.10-	HR15DE	Y12,NY12		—	21010-EE025
	1800	96.05-99.06	SR18DE	WHY10,WHNY10		<b>WPN-014</b>	21010-53J05
		99.05-05.11	QG18DE	WHY11,WHNY11		<b>WPN-091</b>	21010-4M526
		05.11-	MR18DE	JY12		—	B1010-1GZ0A
	2000	96.05-99.06	CD20	WEY10		<b>WPN-009</b>	21010-57J28
		99.05-01.10	SR20VE	WEY11,WPY11		<b>WPN-014</b>	21010-53J05
01.10-05.12		QR20DE	WRY11		<b>WPN-092</b>	21010-6N226	
<b>X-TRAIL</b>	2000	00.10-07.08	QR20DE	T30,NT30		<b>WPN-092</b>	21010-6N226

※ : Components may slightly differ from GENUINE No.

◇ : Complete Assembly Only.

& : Part No. requires additional components for installation.

# NISSAN

Model	Year	Engine Type	Body Type	Remarks	AISIN No.	Genuine No.	
<b>X-TRAIL</b>	2000	00.10-07.08	SR20VT	PNT30		<b>WPN-014</b>	21010-53J05
		07.08-10.07	MR20DE	T31,NT31		—	B1010-1GZ0A
		10.07-	M9R	DNT31	Diesel	—	21010-00Q0C
		13.12-	MR20DD	T32,NT32		<b>WPN-120</b>	21010-1VA0B
		15.04-	MR20DD	T32,HT32,HNT32	HV	—	21010-4BC0A
	2500	07.08-	QR25DE	TNT31		<b>WPN-092</b>	21010-6N226
<b>XTERRA</b>	2400		KA24DE	WD22	SUV,TRUCK	<b>WPN-059</b>	21010-86G00
	3300		VG33E	WD22		<b>WPN-085</b>	21010-4S105
	4000		VQ40	N50	SUV,TRUCK	<b>WPN-104</b>	21010-JA10A

NISSAN

※ : Components may slightly differ from GENUINE No.  
 ◇ : Complete Assembly Only.  
 & : Part No. requires additional components for installation.

# SPECIFIC INDEX FOR MITSUBISHI

MITSUBISHI

CAR NAME	PAGE
AIRTREK	75
ASPIRE	75
CANTER	75
CARISMA	77
CHALLENGER	77
CHARIOT	77
COLT	77, 81
COLT PLUS	77
DEBONAIR	77
DELICA	77
DELICA D:2	78
DIAMANTE	78
DIGNITY	78
DINGO	78
DION	78
Dodge STEALTH	79
ECLIPSE	78
ek SPORTS	78
ek WAGON	78
EMERAUDE	78
ETERNA	78
FTO	78
GALANT	78
GRANDIS	79
GTO	79
i	79

CAR NAME	PAGE
LANCER	79
LANCER EX	79
LEGNUM	80
LIBERO	80
MINICA	80
MINICAB	81
MIRAGE	81
MONTERO	82
MONTERO SPORT	77
OUTLANDER	82
PAJERO	82
PAJERO Jr.	82
PAJERO MINI	82
PISTACHIO	82
PROUDIA	82
ROSA	82
ϱVR	83
SIGMA	78
SPACE RUNNER	83
SPACE WAGON	77
STARION	83
TOPPO	83
TOPPO BJ	83
TOWN BOX	83
TRITON	83

# MITSUBISHI

Model	Year	Engine Type	Body Type	Remarks	AISIN No.	Genuine No.	
<b>AIRTREK</b>	2000	01.06-05.09	4G63	CU2W		<b>WPM-066</b>	1300A069
	2400	01.06-05.09	4G64	CU4W		<b>WPM-066</b>	1300A069
		04.01-05.09	4G69	CU5W		—	1300A066
<b>ASPIRE</b>	1800	98.08-00.05	4G93	EA1A, EC1A		<b>WPM-033</b>	MD309756
	2000	00.05-02.12	4G63	EA7A, EC7A		<b>WPM-033</b>	MD309756
<b>CANTER</b>	2000	96.09-	4G63	FA500A/ B, 10A/ B, 80B, 90B		<b>WPM-038</b>	MD972934
		99.05-	4G63	FB500A/ B/ BX, 510A/ B		<b>WPM-038</b>	MD972934
		03.07-	4G63	FB700A/ B		<b>WPM-038</b>	MD972934
	2400	96.09-99.04	4G64	FA523B, FC563B		<b>WPM-038</b>	MD972934
		99.05-	4G64	FB523B		<b>WPM-038</b>	MD972934
	2700	85.10-89.10	4DR5	FB300A/ B, FE300B/ BP	W/ P=kit	—	ME999410
		87.06-89.10	4DR5	FB300A/ B, FE300B/ BP	W/ P=ASSY	—	ME005183
		88.10-89.10	4DR5	FB300A, FB300B	CUSTOM CAB	—	ME005182
	2800	89.10-		FB308A, FB308B		—	ME994341
		89.10-	4DR7	FB308B		—	ME994341
		89.11-93.10	4DR7	FB308A, FB308B		—	ME996785
		89.11-93.10	4DR7	FB308B	UTILITY CAR ONLY	—	ME996786
		91.04-93.10	4DR7	FB328BV		—	ME996785
		92.01-93.10	4DR7	FB328BV		—	ME994341
		92.01-93.10	4DR7	FD378B		—	ME996779
		93.10-95.01	4M40	FB501A, FB501B		—	ME201447
		93.10-95.01	4M40	FB511A/ B, FD501B		—	ME995282
		95.01-99.05	4M40	FB501A/ B, 511A/ B, FD501B		<b>WPM-044</b>	ME995286
		95.04-99.05	4M40	FB511A, FB511B	HUB... φ 84	<b>WPM-044</b>	ME993475
		96.02-97.07	4M40	FB501A, FB501B	ENG=LPG	<b>WPM-038</b>	MD972934
		99.05-02.06	4M40	FB50AA/ AB, FD50AB		<b>WPM-044</b>	ME993475
		99.05-02.06	4M40	FB51AA/ AB		<b>WPM-044</b>	ME995286
	02.05-04.08	4M40	FB70AA/ AB/ ABX, FD70AB		<b>WPM-044</b>	ME993475	
	3000	04.04-	4M42	FB70, FD70BB, FE70, 71, 72		<b>WPM-044</b>	ME993476
		06.08-	4M42	FE73, 74, 82, 84		<b>WPM-044</b>	ME993476
		10.10-12.03	4P10	SKG-FE(A/ B/ C), FBA		—	MK667228
		10.10-12.03	4P10	TKG-F(BA/ DA/ EA/ EB/ GA/ GB)		—	MK667228
		12.04-	4P10	TKP-FGA20		—	MK667228
		12.04-	4P10	TPG-F(BA/ EA/ EB/ GA)		—	MK667228
		12.04-	4P10	TRG-FBA00, FDA00		—	MK667228
	3300	85.10-89.10	4D31	FE334E, FE334EV	TURBO W/ P=kit	—	ME999702
		85.10-89.10	4D31	FE334E/ EV, 444C/ E/ EV/ F	TURBO	<b>WPM-008</b>	ME996861
85.10-89.10		4D31	FE431E, (434, 444)C/ E/ F	TURBO	<b>WPM-008</b>	ME993513	
85.10-89.10		4D31	FE444C/ E/ EV/ F		<b>WPM-008</b>	ME993513	
85.10-90.03		4D30	FE301B, 311B, 321E, 331E	W/ P=kit	—	ME999702	
85.10-93.10		4D30	FE301B, 311B, 321E, 331E		<b>WPM-008</b>	ME993513	
93.05-97.04	4D30	FE311BN		—	ME997702		
3600	85.09-	4D32	FE315B, 335B/ E		<b>WPM-008</b>	ME993513	
	85.10-89.10	4D32	FG435E/ ED		<b>WPM-008</b>	ME993513	
	85.10-90.03	4D32	FE305B, 315B, 325B/ E, 335B/ E, 355E	W/ P=kit	—	ME999702	
	85.10-93.10	4D32	FE305B/ BD, FE425E/ EV		<b>WPM-008</b>	ME993513	

※ : Components may slightly differ from GENUINE No.

◇ : Complete Assembly Only.

& : Part No. requires additional components for installation.

# MITSUBISHI

Model	Year	Engine Type	Body Type	Remarks	AISIN No.	Genuine No.	
<b>CANTER</b>	3600	85.10-93.10	4D32	FG325B,335B/ C/ E		<b>WPM-008</b>	ME993513
		93.05-97.04	4D32	FE/ FG335BD,FE425E		<b>WPM-008</b>	ME993513
		93.10-99.04	4D36	FE516B,536E,566B,636E		<b>WPM-040</b>	ME995424
	3900	89.11-93.10	4D34	FE439E/ EV/ F,449C/ E/ F	TURBO	—	ME993515
93.10-		4D34	FE649C/ E/ F/ G	TURBO	<b>WPM-040</b>	ME995424	
93.10-99.04		4D34	FE639E/ EV/ F/ G	TURBO	<b>WPM-040</b>	ME995424	
95.03-99.04		4D34	FE659C/ E/ F/ G,669EV		<b>WPM-040</b>	ME995424	
4200	87.09-	4D33	FE337B		<b>WPM-008</b>	ME993513	
	87.09-	4D33	FE337B/ BH/ E/ EV		—	ME993526	
	87.09-	4D33	FE337BH/ E		—	ME993521	
	87.11-92.05	4D33	FE307BD,317B/ BD/ BN	MTM	<b>WPM-008</b>	ME993513	
	87.11-92.05	4D33	FE337B/ BH/ E/ EV,467E		<b>WPM-008</b>	ME993513	
	87.11-92.05	4D33	FE337B/ BH/ E/ EV,467E	MTM	<b>WPM-008</b>	ME996863	
	87.11-92.05	4D33	FE437(447)C/ E/ EV/ F	MTM	<b>WPM-008</b>	ME993513	
	87.11-93.10	4D33	FE337B/ BH	Fire Vehicle	<b>WPM-008</b>	ME993513	
	88.10-93.10	4D33	FE437E/ EV	ATM	<b>WPM-008</b>	ME993513	
	89.10-93.10	4D33	FE337E/ EV,447E/ F	ATM	<b>WPM-008</b>	ME993513	
	89.11-92.05	4D33	FE307BD		<b>WPM-008</b>	ME993513	
	89.11-93.10	4D33	FE467E	ATM	<b>WPM-008</b>	ME996863	
	89.11-93.10	4D33	FG327B,337B/ BD/ C/ E,437E		<b>WPM-008</b>	ME993513	
	91.04-93.10	4D33	FE317B/ BN	ATM	<b>WPM-008</b>	ME993513	
	92.06-93.10	4D33	FE307,317,337.437,447,467		—	ME993515	
	92.06-93.10	4D33	FE317B/ BD/ BN,467E	MTM	—	ME996865	
	92.06-93.10	4D33	FE337B/ BH/ E/ EV	MTM	—	ME996865	
	92.06-93.10	4D33	FE437(447)C/ E/ EV/ F	MTM	—	ME996865	
	93.05-97.04	4D33	FE317B/ BD/ BN,337B		—	ME993515	
	93.05-97.04	4D33	FE337EV		<b>WPM-008</b>	ME993513	
	93.05-01.10	4D33	FE437C/ / F,447C		—	ME993515	
	93.05-01.10	4D33	FE437E/ EV,447E/ F,467E		<b>WPM-008</b>	ME993513	
	93.10-99.04	4D33	FE507B,517B,537B/ E,637		<b>WPM-040</b>	ME995424	
	93.10-99.04	4D33	FG507B,537B		<b>WPM-040</b>	ME995424	
	95.03-99.04	4D33	FE527E,567B/ EV,667EV		<b>WPM-040</b>	ME995424	
	96.05-97.07	4D33	FE537B/ BD/ E/ ET/ EV	LPG	<b>WPM-038</b>	MD972934	
	99.05-02.05	4D33	FE50C,51C,52C,53C,63C		<b>WPM-040</b>	ME995424	
02.05-04.08	4D33	FE70,71,72,73,82,83CB/ CE(V)		<b>WPM-040</b>	ME995424		
4600	93.10-99.04	4D35	FE508B,518B,528E,538,548		<b>WPM-040</b>	ME995424	
	93.10-99.04	4D35	FE568,638EV,648,658,668EV		<b>WPM-040</b>	ME995424	
	93.11-99.05	4D35	FG508B,538B/ C/ D/ E,638E		<b>WPM-040</b>	ME995424	
4900	99.05-	4M50	FF63EF/ EH,69EEV		—	ME995072	
	99.05-	4M50	FG50EB,52EB/ EC/ EE		—	ME995528	
	99.05-02.05	4M50	FE50E/ C,51E,52E,53E,59E,62E,63E		—	ME995072	
	99.05-04.02	4M50	FE63D,82D,83D		—	ME995072	
	02.05-	4M50	FG70DB/ DBD		—	ME994025	
	02.05-	4M50	FG72DB/ DC/ DE		—	ME994025	
	04.02-	4M50	FE70D,71D,72D,73D,78D		—	ME993898	
	06.12-	4M50	FE72,74,78,83,84,88		—	ME994451	

※ : Components may slightly differ from GENUINE No.

◇ : Complete Assembly Only.

& : Part No. requires additional components for installation.

# MITSUBISHI

Model	Year	Engine Type	Body Type	Remarks	AISIN No.	Genuine No.
<b>CANTER</b>	5200	99.05-	4M51	FG53E,62E,63E,68E	—	ME995072
		02.05-	4M51	FG70EB,72EC/EE/EG	—	ME995528
		02.05-	4M51	FG73E,82EE,83EE	—	ME995072
<b>CARISMA</b>	1800	96.06-97.04	4G93	DA2A	—	MD313301
		97.05-98.06	4G93	DA2A	—	MD346790
<b>CHALLENGER / MONTERO SPORT</b>	2500	96.05-97.07	4D56	K94W, K94WG		<b>WPM-029</b> MD972002
	2800	96.05-99.05	4M40	K97WG		<b>WPM-047</b> ME993473
	3000	96.05-98.07	6G72	K96W		— MD973162
	3500	97.08-01.08	6G74	K99W		— MD979170
<b>CHARIOT / SPACE WAGON</b>	1800	84.06-91.05	4D65	D09W	TURBO	— MD997128
		84.06-91.05	G37B	D05W		<b>WPM-009</b> MD974719
	2000	84.06-91.05	G63B	D08W		<b>WPM-010</b> MD997614
		91.03-92.05	4G63	N33W, N43W		<b>WPM-056</b> MD972053
		92.06-92.09	4D68	N38W, N48W	TURBO	<b>WPM-046</b> MD971539
		92.06-97.10	4G63	N33W, N43W		<b>WPM-048</b> MD972050
		92.10-97.10	4D68	N38W, N48W	TURBO	<b>WPM-046</b> MD972054
	2400	93.08-97.10	4G64	N34W, N44W		<b>WPM-048</b> MD972050
		97.08-03.05	4G64	N84W, N94W		<b>WPM-057</b> MD976464
	3000	99.10-02.04	6G72	N86W, N96W		<b>WPM-059</b> MD978743
<b>COLT</b>	1300	02.11-04.10	4G19	Z25A,Z26A		<b>WPM-067</b> MN155686
		04.10-	4A90	Z21A,Z2A,Z3A/ W		<b>WPM-075</b> 1300A095
		10.05-	4A90	Z21A,Z22A		<b>WPM-075</b> 1300A095
	1500	02.11-	4G15	Z27A/ W/ WG		<b>WPM-067</b> MN155686
		02.11-04.10	4G15	Z28A		<b>WPM-067</b> MN155686
		04.10-	4A91	Z23A/ W,Z24A/ W		<b>WPM-075</b> 1300A095
<b>COLT PLUS</b>	1300	10.05-	4A90	Z21W, Z22W		<b>WPM-075</b> 1300A095
	1500	10.05-	4A91	Z23W, Z24W		<b>WPM-075</b> 1300A095
<b>DEBONAIR</b>	2000	86.07-92.07	6G71	S11A		<b>WPM-014</b> MD972003
	3000	86.07-92.07	6G72	S12A	ECI	<b>WPM-014</b> MD972003
		86.10-89.08	6G72	S12AG		<b>WPM-014</b> MD972003
		89.10-92.07	6G72	S12A	TWIN CAM	<b>WPM-030</b> MD972005
		92.09-99.12	6G72	S22A		<b>WPM-014</b> MD972003
	3500	92.09-99.12	6G74	S26A,S27A		<b>WPM-030</b> MD972005
<b>DELICA</b>	1200	17.01-	K12C	MB36S,46S		— MQ512614
	1400	82.10-94.05	G33B	L036P/ PD/ PV		<b>WPM-006</b> MD997610
		86.04-94.05	G33B	P01V		<b>WPM-006</b> MD997610
		91.01-	4G17	T120SS		<b>WPM-071</b> MD997685
	1600	82.10-94.05	G32B	L063P/ PV/ PW		<b>WPM-006</b> MD997610
		86.04-94.06	G32B	P02V,12V		<b>WPM-006</b> MD997610
		94.03-99.06	4G92	P02T		<b>WPM-045</b> MD300799
	1800	10.08-	L8	SKP2LM/ MM/ TM/ VM		— MQ913646
	2000	86.04-92.04	G63B	P03W,P23V/ W		<b>WPM-004</b> MD997615
		92.05-94.06	G63B	P03V,P13V,P23V/ W		<b>WPM-058</b> MD972897
		92.05-99.08	G63B	P03W		<b>WPM-058</b> MD972897
		93.05-94.05	4G63	P13T		<b>WPM-058</b> MD972897
		94.03-99.08	4G63	P(A3/ 07/ 17/ 27)V,P13T		<b>WPM-038</b> MD972934

※ : Components may slightly differ from GENUINE No.

◇ : Complete Assembly Only.

& : Part No. requires additional components for installation.

# MITSUBISHI

MITSUBISHI

Model	Year	Engine Type	Body Type	Remarks	AISIN No.	Genuine No.	
<b>DELICA</b>	2000	99.09-	FEE	SKE6M		<b>WPZ-002</b>	MQ906188
		99.09-	FEE	SKE6V		<b>WPZ-002</b>	MQ906188
		99.09-	FEE	SKF2L, SKF6		—	MQ911458
	2200	99.06-	R2	SK22L/ M/ T/ V		—	MQ909390
		99.09-03.11	R2	SK22LM/ MM/ TM/ VM		—	MQ913258
	2400	89.08-93.06	4G64	P04W		<b>WPM-004</b>	MD997615
		92.05-93.06	4G64	P04W		<b>WPM-058</b>	MD972051
		92.05-94.05	4G64	P24W		<b>WPM-058</b>	MD972897
		94.03-02.08	4G64	P(A/ B/ C/ D)4W		<b>WPM-038</b>	MD972934
	2500	86.04-94.05	4D56	L039G/ P, L069P		<b>WPM-002A</b>	MD972001
		86.04-99.06	4D56	P05, P15, P25		<b>WPM-002A</b>	MD972001
		89.08-99.08	4D56	P35W, P45V	TURBO	<b>WPM-002A</b>	MD972001
		94.03-99.04	4D56	PA5V, PB5V, PD5V	TURBO	<b>WPM-002A</b>	MD972001
		94.03-99.04	4D56	PA5W, PB5W, PC5W	TURBO	<b>WPM-029</b>	MD972002
	99.09-03.12	WL	SK56MM/ MV		<b>WPZ-029</b>	MQ908516	
2800	94.03-04.10	4M40	PD8W, PE8W, PF8W	TURBO	<b>WPM-047</b>	ME993473	
3000	94.03-04.10	6G72	PF6W		※ <b>WPM-035</b>	1300A012	
	94.03-06.12	6G72	PB6W, PD6W		※ <b>WPM-035</b>	1300A012	
<b>DELICA D:2</b>	1200	11.03-	K12B	MB15S	—	MQ500574	
<b>DIAMANTE / SIGMA</b>	2000	90.05-95.01	6G71	F11A		<b>WPM-014</b>	MD972003
		92.09-95.01	6A12	F12A		<b>WPM-037</b>	MD302010
	2500	90.05-95.01	6G73	F13A, F13AK, F15A, F25A		<b>WPM-030</b>	MD972005
		95.01-99.08	6G73	F31A, F41A		<b>WPM-059</b>	MD978764
		95.01-00.07	6G73	F31AK		<b>WPM-059</b>	MD978743
		99.09-02.09	6G73	F31A, F41A		<b>WPM-080</b>	MD978744
	3000	90.05-95.01	6G72	F17A, F27A		<b>WPM-030</b>	MD972005
		95.01-97.06	6G72	F36A, F46A	ECI	<b>WPM-059</b>	MD973025
95.01-97.06		6G72	F36A, F46A, F47A		<b>WPM-059</b>	MD978764	
97.07-02.09	6G72	F36A, F46A	GDI	<b>WPM-059</b>	MD978743		
<b>DIGNITY</b>	4500	00.02-01.06	8A80	S43A	—	MD977825	
<b>DINGO</b>	1300	00.01-02.08	4G13	CQ1A		<b>WPM-055</b>	MD370803
	1500	98.11-02.08	4G15	CQ2A		<b>WPM-055</b>	MD370803
	1800	00.02-02.08	4G93	CQ5A		<b>WPM-033</b>	MD309756
<b>DION</b>	1800	02.05-05.12	4G93	CR5W		<b>WPM-033</b>	MD309756
	2000	00.01-02.03	4G63	CR9W		<b>WPM-066</b>	1300A069
		00.07-05.12	4G94	CR6W		<b>WPM-033</b>	MD309756
<b>ECLIPSE</b>	2000	89.09-94.12	4G63	D22A, D27A		<b>WPM-012</b>	MD972052
		95.02-98.02	4G63	D32A		<b>WPM-048</b>	MD972050
<b>ek SPORTS</b>	660	06.08-	3G83	H82W		<b>WPM-060</b>	MD977025
<b>ek WAGON</b>	660	06.08-	3G83	H82W		<b>WPM-060</b>	MD977025
<b>FTO</b>	1800	94.09-00.12	4G93	DE2A		<b>WPM-033</b>	MD309756
	2000	94.09-00.12	6A12	DE3A		<b>WPM-037</b>	MD302010
<b>GALANT /</b>	1600	87.08-92.09	4G32	E31A		<b>WPM-009</b>	MD974719
<b>ETERNA / EMERAUDE</b>	1800	83.08-90.11	G62B	E13A		<b>WPM-010</b>	MD997614
		83.08-96.01	G37B	E12A		<b>WPM-009</b>	MD974719
		87.08-92.09	4G37	E32A, 37A		<b>WPM-009</b>	MD974719

※ : Components may slightly differ from GENUINE No.

◇ : Complete Assembly Only.

& : Part No. requires additional components for installation.

# MITSUBISHI

Model	Year	Engine Type	Body Type	Remarks	AISIN No.	Genuine No.	
<b>GALANT / ETERNA / EMERAUDE</b>	1800	88.02-92.09	4D65	E34A	TURBO	—	MD997692
		89.04-92.09	4G67	E35A		<b>WPM-012</b>	MD972052
		92.05-93.01	4G93	E52A		<b>WPM-003</b>	MD179030
		92.05-93.01	4G93	E72A		<b>WPM-003</b>	MD179030
		92.05-96.10	6A11	E53A		<b>WPM-037</b>	MD302010
		93.02-96.10	4G93	E72A,E52A		<b>WPM-045</b>	MD300799
		96.01-99.08	4G93	E19A		<b>WPM-003</b>	MD972456
		96.07-00.05	4G93	EA1A, EC1A		<b>WPM-033</b>	MD309756
	2000	83.08-90.11	G63B	E15A		<b>WPM-010</b>	MD997614
		86.10-90.12	6G71	E17A		<b>WPM-014</b>	MD972003
		87.08-92.09	4G63	E33A,E39A		<b>WPM-012</b>	MD972052
		87.09-92.09	4G63	E39A	For Export Only	<b>WPM-056</b>	MD997430
		88.02-92.09	4G63	E38A		<b>WPM-012</b>	MD972052
		92.05-96.10	6A12	E54A		<b>WPM-037</b>	MD302010
		92.05-96.10	6A12	E64A	TURBO	<b>WPM-037</b>	MD302010
		92.05-96.10	6A12	E84A	TURBO	<b>WPM-037</b>	MD302010
		92.06-92.09	4D68	E57A,E77A	TURBO	<b>WPM-046</b>	MD971539
		92.10-96.10	4D68	E57A,E77A	TURBO	<b>WPM-046</b>	MD972054
		93.02-96.10	6A12	E74A		<b>WPM-037</b>	MD302010
		00.05-05.11	4G94	EA7A, EC7A		<b>WPM-033</b>	MD309756
	07.08-	4B11	CY4A		—	1300A083	
	08.11-	4B11	CX4A		—	1300A083	
	2400	98.08-02.09	4G64	EA3A		<b>WPM-057</b>	MD976464
98.08-02.09		4G64	EC3A		<b>WPM-057</b>	MD976464	
2500	96.07-02.09	6A13	EC5A		<b>WPM-037</b>	MD302010	
3000	89.05-90.12	6G72	E18A		<b>WPM-014</b>	MD972003	
<b>GRANDIS</b>	2400	03.05-09.03	4G69	N44W	—	1300A066	
<b>GTO / Dodge STEALTH</b>	3000	90.10-00.07	6G72	Z15A, Z16A	<b>WPM-030</b>	MD972005	
<b>i</b>	660	06.01-	3B20	HA1W	—	1300A087	
<b>LANCER / LANCER EX</b>	1200	08.11-	CR12DE	CVAY12	<b>WPN-100</b>	MQ701052	
	1300	83.10-92.09	G13B	C11A,C11V		<b>WPM-001A</b>	MD974649
		88.05-91.12	4G13	C61A		<b>WPM-001A</b>	MD997609
		91.07-95.10	4G13	CB1A		<b>WPM-001A</b>	MD974649
		95.08-00.05	4G13	CK1A		<b>WPM-055</b>	MD365087
	1500	83.10-92.09	G15B	C12A/ V/ W,C32V		<b>WPM-001A</b>	MD974649
		88.05-91.12	4G15	C62A,C72A		<b>WPM-001A</b>	MD974649
		91.10-93.04	4G91	CB3A,CD3A		<b>WPM-003</b>	MD179030
		91.10-95.10	4G15	CB2A		<b>WPM-001A</b>	MD974649
		93.04-95.10	4G91	CB3A, CD3A		<b>WPM-045</b>	MD300799
		95.08-00.05	4G15	CK2A, CM2A		<b>WPM-055</b>	MD365087
		00.05-	4G15	CS2A,CS2V		<b>WPM-055</b>	MD370803
	08.11-	HR15DE	CVY12		<b>WPN-108</b>	MQ700035	
	1600	88.05-91.12	4G61	C63A,C73A		—	MD997620
91.10-95.10		6A10	CB6A		<b>WPM-037</b>	MD302010	
92.10-93.05		4G92	CB4A		—	MD971999	

※ : Components may slightly differ from GENUINE No.

◇ : Complete Assembly Only.

& : Part No. requires additional components for installation.

# MITSUBISHI

MITSUBISHI

Model	Year	Engine Type	Body Type	Remarks	AISIN No.	Genuine No.	
<b>LANCER / LANCER EX</b>	1600	93.05-95.10	4G92	CB4A		<b>WPM-003</b>	MD972456
		95.08-00.05	4G92	CK4A		<b>WPM-033</b>	MD309756
		08.11-	HR16DE	CVZNY12		<b>WPN-108</b>	MQ700035
	1800	86.01-92.09	4D65	C14A/V/W,34V/W		—	MD997692
		86.08-92.09	G37B	C37W		<b>WPM-009</b>	MD974719
		88.05-91.12	4D65	C64A,C74A		—	MD997692
		91.10-92.10	4D65	CB7A,CD7A	TURBO	—	MD997692
		91.10-93.04	4G93	CD5A	TURBO	<b>WPM-003</b>	MD179030
		92.10-93.04	4G93	CB5AR	For Driving School	—	MD194099
		93.04-95.10	4G93	CD5A	TURBO	<b>WPM-045</b>	MD300799
		93.04-96.10	4G93	CB5AR	For Driving School	<b>WPM-045</b>	MD300799
		95.08-99.06	6A11	CK6A		<b>WPM-037</b>	MD302010
		95.08-08.06	4G93	CM5A,CS5A/W/AR		<b>WPM-033</b>	MD309756
		05.12-	4G93	CS5AZ		<b>WPM-033</b>	MD309756
		08.11-	MR18DE	CVJY12		—	MQ700036
	10.04-	4N13	CY9A		<b>WPM-074</b>	1300A090	
	2000	92.10-93.12	4G63	CD9A		<b>WPM-048</b>	MD972050
		92.10-95.10	4D68	CB8A, CD8A		<b>WPM-046</b>	MD972054
		92.10-96.10	4D68	CB8AR	For Driving School	<b>WPM-046</b>	MD972054
		93.12-96.10	4G63	CE9A		<b>WPM-048</b>	MD972050
95.08-99.06		4D68	CK8A,CM8A,CK8AR		<b>WPM-070</b>	MD974678	
96.08-00.05		4G63	CN9A,CP9A		<b>WPM-066</b>	1300A069	
98.10-00.05		4G63	CP9A		<b>WPM-066</b>	MD977311	
00.12-01.11		4G63	CT9A		<b>WPM-066</b>	1300A069	
00.12-06.11		4G63	CT9W		<b>WPM-066</b>	1300A069	
02.12-05.01		4G63	CT9A		—	1300A065	
05.02-07.04		4G63	CT9A		—	1300A067	
07.08-	4B11	CZ4A		—	1300A083		
<b>LEGNUM</b>	1800	96.06-00.05	4G93	EA1W, EC1W		<b>WPM-033</b>	MD309756
	2000	96.06-98.08	6A12	EA4W, EC4W		<b>WPM-037</b>	MD302010
		00.06-02.08	4G94	EA7W, EC7W		<b>WPM-033</b>	MD309756
	2400	98.08-02.08	4G64	EA3W, EC3W		<b>WPM-057</b>	MD976464
	2500	96.06-02.08	6A13	EA5W, EC5W		<b>WPM-037</b>	MD302010
<b>LIBERO</b>	1300	92.05-02.08	4G13	CB1V		<b>WPM-001A</b>	MD974649
	1500	92.05-02.08	4G15	CB2V, CD2V		<b>WPM-001A</b>	MD974649
		93.12-02.08	4G15	CB2W		<b>WPM-001A</b>	MD974649
	1600	96.09-00.05	4G92	CB4W		<b>WPM-045</b>	MD300799
	1800	92.05-93.03	4G93	CB5W, CD5W		<b>WPM-003</b>	MD179030
		93.04-00.05	4G93	CB5W, CD5W		<b>WPM-045</b>	MD300799
	2000	92.06-02.08	4D68	CB8V, CD8V		<b>WPM-046</b>	MD971539
		92.06-02.08	4D68	CB8W, CD8W	TURBO	<b>WPM-046</b>	MD971539
<b>MINICA</b>	550	89.01-90.02	3G81	H21A/V/W, H26A/V		<b>WPM-007</b>	MD997401
		89.01-90.02	3G81	H21V,H21A,H26A		<b>WPM-007</b>	MD997536
	660	90.01-93.09	3G83	H22A,H27A		<b>WPM-007</b>	MD997536
		90.01-93.09	3G83	H22V/VW,27A/V/VW		<b>WPM-007</b>	MD997401
		93.09-94.10	4A30	H31A		<b>WPM-039</b>	MD199527

※ : Components may slightly differ from GENUINE No.

◇ : Complete Assembly Only.

& : Part No. requires additional components for installation.

# MITSUBISHI

Model	Year	Engine Type	Body Type	Remarks	AISIN No.	Genuine No.	
<b>MINICA</b>	660	93.09-98.11	3G83	H32A/V,H37A/V		<b>WPM-007</b>	MD997401
		93.09-98.11	4A30	H36A		<b>WPM-039</b>	MD199527
		98.10-	3G83	H42A/V,H47A/V		<b>WPM-060</b>	MD977025
<b>MINICAB</b>	550	81.06-82.08	2G23	L013P,L013PV		—	MD997074
		82.08-84.08	G23B	L015G/ GV/ P/ PV		—	MD997074
		84.04-87.05	G23B	U11T/ P/ V,U12T/ V		—	MD997124
		87.06-90.02	3G81	U14T/ TP/ V,U15T/ V		<b>WPM-049</b>	MD997402
		87.06-90.02	3G81	U14T/ V,U15T/ V	SUPER CHARGER	<b>WPM-049</b>	MD997409
		90.03-91.02	3G81	U14TG/ VG,U15TG/ VG	SUPER CHARGER	<b>WPM-049</b>	MD997409
	660	90.03-91.02	3G83	U18T/ TP/ V,U19T/ V		<b>WPM-049</b>	MD997402
		91.01-99.08	3G83	U41T/ TP/ V,42T/ TP/ V		<b>WPM-005</b>	MD997689
		93.12-99.08	4A30	U43V,U44V		<b>WPM-028</b>	MD195193
		95.12-99.08	3G83	U42T,U42V	4MT	<b>WPM-005</b>	MD997689
		98.11-	3G83	U61(62)T/ TP/ V		<b>WPM-005</b>	MD977210
<b>MIRAGE / COLT</b>	1000	12.09-	3A90	A05A		—	1300A107
	1300	83.10-92.09	G13B	C11A, C11V		<b>WPM-001A</b>	MD997609
		87.09-91.12	4G13	C51A		<b>WPM-001A</b>	MD997609
		87.12-91.12	4G13	C61A		<b>WPM-001A</b>	MD997609
		91.10-96.01	4G13	CA1A, CB1A		<b>WPM-001A</b>	MD974649
		95.08-00.08	4G13	CJ1A, CK1A		<b>WPM-055</b>	MD365087
		00.01-02.08	4G13	CQ1A		<b>WPM-055</b>	MD370803
	1500	83.10-92.09	G15B	C12A/ V/ W,C32V		<b>WPM-001A</b>	MD974649
		87.09-91.12	4G15	C52A,C82A		<b>WPM-001A</b>	MD997609
		87.12-91.12	4G15	C62A, C72A		<b>WPM-001A</b>	MD997609
		91.10-93.04	4G91	CA3A, CB3A		<b>WPM-003</b>	MD179030
		91.10-93.04	4G91	CC3A, CD3A		<b>WPM-003</b>	MD179030
		91.10-95.10	4G15	CA2A, CB2A		<b>WPM-001A</b>	MD974649
		93.04-96.01	4G91	CC3A,CD3A,CA3A		<b>WPM-045</b>	MD300799
		95.08-00.05	4G15	CJ2A, CK2A		<b>WPM-055</b>	MD365087
		95.08-00.05	4G15	CL2A, CM2A		<b>WPM-055</b>	MD365087
	1600	87.09-91.12	4G61	C53A		—	MD997620
		87.12-91.12	4G61	C63A, C73A		—	MD997620
		89.09-91.12	4G61	C83A		—	MD997620
		91.10-92.10	4G92	CA4A	EXCEPT (R)	<b>WPM-003</b>	MD179030
		91.10-93.05	4G92	CC4A		<b>WPM-003</b>	MD179030
		91.10-95.10	6A10	CB6A		<b>WPM-037</b>	MD302010
		92.10-93.05	4G92	CA4A	R	<b>WPM-003</b>	MD179030
92.10-93.05		4G92	CB4A		—	MD971999	
92.10-95.08		4G92	CA4A	EXCEPT (R)	<b>WPM-003</b>	MD972456	
93.02-95.12		4G92	CA4A,CC4A		<b>WPM-045</b>	MD300799	
93.05-95.10		4G92	CB4A		<b>WPM-003</b>	MD972456	
95.08-00.08	4G92	CJ4A,CK4A		<b>WPM-033</b>	MD309756		
1800	86.01-92.10	4D65	C14V/W,34V/W,64A,74A,B7A,D7A		—	MD997692	
	86.08-89.02	4D65	C34V,C34W		—	MD997177	
	86.08-92.09	G37B	C37W		<b>WPM-009</b>	MD974719	
	95.08-99.06	6A11	CK6A		<b>WPM-037</b>	MD302010	

※ : Components may slightly differ from GENUINE No.

◇ : Complete Assembly Only.

& : Part No. requires additional components for installation.

# MITSUBISHI

Model	Year	Engine Type	Body Type	Remarks	AISIN No.	Genuine No.		
<b>MIRAGE / COLT</b>	1800	95.08-00.08	4G93	CM5A		<b>WPM-033</b>	MD309756	
	2000	92.10-95.10	4D68	CB8A, CD8A	TURBO	<b>WPM-046</b>	MD972054	
		95.08-99.06	4D68	CK8A, CM8A		<b>WPM-070</b>	MD974678	
<b>OUTLANDER</b>	2400	05.09-	4B12	CW5W		—	1300A083	
	3000	07.09-	6B31	CW6W		<b>WPM-079</b>	1300A055	
<b>PAJERO / MONTERO</b>	1800	98.03-07.05	4G93	H61W, 66W, 71W, 76W		<b>WPM-033</b>	MD309756	
	2000	00.06-07.06	4G94	H62W, 67W, 72W, 77W		<b>WPM-033</b>	MD309756	
	2400	96.05-99.09	4G64	V21W		<b>WPM-038</b>	MD972934	
	2500	86.04-89.12	4D56	L049G			<b>WPM-016</b>	MD997203
		86.04-91.04	4D56	L044G/ GV/ GVG/ GW, 049GV/ GW			<b>WPM-002A</b>	MD972001
		88.09-91.04	4D56	L144G/ GW/ GWG, 149GW/ GWG	TURBO		<b>WPM-002A</b>	MD972001
		91.01-93.07	4D56	V14V, V34V	TURBO		<b>WPM-002A</b>	MD972001
		91.01-93.07	4D56	V44W, V44WG	TURBO		<b>WPM-029</b>	MD972002
		91.01-97.05	4D56	V24C/ V/ W/ WG	TURBO		<b>WPM-029</b>	MD972002
		95.08-96.05	4D56	V47WG	TURBO		<b>WPM-029</b>	MD972002
	2800	93.07-99.09	4M40	V26C/ W/ WG	TURBO		<b>WPM-047</b>	ME993473
		93.07-99.09	4M40	V46V/ W/ WG	TURBO		<b>WPM-047</b>	ME993473
	3000	88.09-91.04	6G72	L141G/ W, L146GW			<b>WPM-013</b>	MD972004
		91.01-97.03	6G72	V23C/ W, V43W			<b>WPM-013</b>	MD972004
		97.04-99.09	6G72	V23C/ W			—	MD978741
		00.07-06.08	6G72	V63W, V73W			<b>WPM-069</b>	MD979171
		06.08-	6G72	V83W, V93W			<b>WPM-069</b>	MD979171
	3200	99.06-04.11	4M41	V68W, V78W			<b>WPM-047</b>	ME993473
		08.09-	4M41	V98W			—	1300A074
	3500	93.07-97.05	6G74	V25C/ W, V45W			<b>WPM-031</b>	MD972440
97.05-99.09		6G74	V25C/ W, V45W, V55W			—	MD978742	
99.06-05.11		6G74	V65W, V75W			<b>WPM-069</b>	MD979171	
05.10-06.08		6G75	V77W			<b>WPM-069</b>	MD979171	
06.08-		6G75	V87W, 97W			<b>WPM-069</b>	MD979171	
<b>PAJERO Jr.</b>	1100	95.10-98.06	4A31	H57A		<b>WPM-032</b>	MD317677	
<b>PAJERO MINI</b>	660	94.10-98.10	4A30	H56A	4WD	<b>WPM-032</b>	MD317677	
		95.11-98.11	4A30	H51A		<b>WPM-032</b>	MD317677	
		98.08-	4A30	H53A, H58A		<b>WPM-061</b>	MD350772	
<b>PISTACHIO</b>	1100	91.12-94.11	4A31	H44A		—	MD370741	
<b>PROUDIA</b>	3500	00.02-01.06	6G74	S32A		<b>WPM-059</b>	MD978743	
	4500	00.02-01.06	8A80	S33A		—	MD977825	
<b>ROSA</b>	3300	86.01-89.12	4D31	BE434F-TD/ TDH/ TDHJ		<b>WPM-008</b>	ME993513	
		87.01-87.08	4D31	BE434F-TMD/ TR20,22		<b>WPM-008</b>	ME996861	
		87.01-89.12	4D31	BE434F-TRE19,21,V		—	ME993514	
		87.09-89.12	4D31	BE434F-TMH/ UH6,9/ UHE/ HJ		—	ME993514	
	3600	86.01-	4D32	BE435E-D/ K/ S			<b>WPM-008</b>	ME993513
		86.01-	4D32	BE435E-K	MTM		<b>WPM-008</b>	ME996861
		86.01-	4D32	BE435F-K/ S			<b>WPM-008</b>	ME993513
		86.01-89.12	4D32	BE435F-D			<b>WPM-008</b>	ME993513
		86.01-91.12	4D32	BE435E-U/ M, F-M			—	ME993514
89.01-90.12	4D32	BE435E-K			<b>WPM-008</b>	ME993513		

※ : Components may slightly differ from GENUINE No.

◇ : Complete Assembly Only.

& : Part No. requires additional components for installation.

# MITSUBISHI

Model	Year	Engine Type	Body Type	Remarks	AISIN No.	Genuine No.	
<b>ROSA</b>	3600	89.01-90.12	4D32	BE435E-K	ATM	<b>WPM-008</b>	ME996861
		92.01-	4D32	BE435E-K	ATM	—	ME996862
		93.10-97.11	4D36	BE436E/ F		—	ME995426
	3900	89.08-97.11	4D34T	BE439F,449F,459F		—	ME995426
		90.01-	4D34	BE439F,449F,459F		—	ME993515
	4200	89.08-95.05	4D33	BE437E/ F		—	ME995426
		89.08-95.05	4D33	BG437F		<b>WPM-008</b>	ME993513
		89.08-95.05	4D33	BG437F		—	ME993514
		89.12-	4D33	BG437F-M		—	ME013409
		90.01-	4D33	BE/ BG437F-D		<b>WPM-008</b>	ME993513
		90.01-	4D33	BE437F-M/ U,437E		—	ME993514
	4600	95.05-97.09	4D35	BE438E,BG438F		—	ME995426
	4900	99.04-11.12	4M50	BE63DE/ DG,64DE/ DG/DJ,66DG		—	ME993965
5200	97.08-04.08	4M51	BE63,64		—	ME995072	
<b>RVR / SPACE RUNNER</b>	1800	91.06-93.03	4G93	N11W, N21W		<b>WPM-003</b>	MD179030
		93.04-97.11	4G93	N11W, N21W, 21WG		<b>WPM-045</b>	MD300799
		97.09-02.08	4G93	N61W, N71W		<b>WPM-033</b>	MD309756
	2000	91.01-92.08	4G63	N13W, N23W		<b>WPM-012</b>	MD972052
		92.09-97.11	4D68	N28W, N28WG	TURBO	<b>WPM-046</b>	MD972054
		92.09-97.11	4G63	N13W,N23W/ WG		<b>WPM-048</b>	MD972050
		97.09-	4G63	N73WG		<b>WPM-066</b>	MD975913
		97.09-02.08	4G63	N73WG		<b>WPM-066</b>	1300A069
	2400	97.09-02.08	4G64	N74WG		<b>WPM-057</b>	MD976464
99.10-02.08		4G64	N64W		<b>WPM-057</b>	MD976464	
<b>STARION</b>	2000	82.05-90.10	G63B	A183A		<b>WPM-004</b>	MD997615
		83.04-90.10	G63B	A183A	INTER COOLER (EXCEPT MNWS)	<b>WPM-004</b>	MD997615
		83.08-90.10	G63B	A183A	INTER COOLER (MNWS ONLY)	—	MD997080
		83.08-90.10	G63B	A184A	INTER COOLER	—	MD997080
		86.12-90.10	G63B	A183A	For Export Only	—	MD997403
		88.04-90.10	G54B	A187A	For Export Only	<b>WPM-022</b>	MD997158
	2600	88.04-89.12	G54B	A187A	INTER COOLER	—	MD997404
		90.01-90.10	G54B	A187A	INTER COOLER	—	MD997623
<b>TOPPO / TOPPO BJ</b>	660	98.10-02.08	4A30	H41A,H46A	TOPPO BJ	<b>WPM-061</b>	MD350772
		98.10-06.02	3G83	H42A/ V,H47A/ V	TOPPO BJ	<b>WPM-060</b>	MD977025
		08.09-14.	3G83	H82A	TOPPO	<b>WPM-060</b>	MD977025
	1100	98.11-01.05	4A31	H43A,H48A	TOPPO BJ WIDE	<b>WPM-061</b>	MD350772
<b>TOWN BOX</b>	660	99.04-	3G83	U61W, U62W		<b>WPM-005</b>	MD977210
		99.04-	4A30	U63W, U64W		—	MD352389
	1100	99.04-01.05	4A31	U65W, U66W		—	MD352389
<b>TRITON</b>	2500	05.08-	4D56	KA4T		—	1300A045

MITSUBISHI

※ : Components may slightly differ from GENUINE No.  
 ◇ : Complete Assembly Only.  
 & : Part No. requires additional components for installation.

# SPECIFIC INDEX FOR MAZDA

MAZDA

CAR NAME	PAGE
121	89
323	88
323 Astina	85
323F	85
626	85
929	90
AZ-1	85
AZ-3	91
AZ-OFFROAD	85
AZ-WAGON	85
B-series	85
BIANTE	85
BONGO	87
CAPELLA	85
CAROL	86
CLEF	86
COSMO	86
CRONOS	87
CUSTOMCAB	87
CX-3	87
CX-5	87
CX-7	87
E-series	87
ETUDE	88
EUNOS 100	85
EUNOS 300	92
EUNOS 500	95
EUNOS 800	95
EUNOS CARGO	88
EUNOS PRESSO	91
FAMILIA	88
FLAREWAGON	89
FORD FESTIVA	89
FORD PROBE	92
FREDA	90
IQSION	90
J100	93
J80	93

CAR NAME	PAGE
LANTIS	85
LAPUTA	90
LAZER	90
LUCE	90
MARVIE	85
MAZDA2	91
MAZDA3	91
MAZDA6	91
MILLENIA	95
MPV	91
MS-6	87
MS-8	91
MS-9	93
MX-3	91
MX-5 MIATA	92
MX-6	92
PARKWAY	92
PERSONA	92
PREMACY	92
PROBE	92
PROCEED	85
PROCEED LEVANTE	92
PROTEGÉ	88
REVUE	92
ROADSTER	92
RX-7	92
RX-8	93
SCRUM	93
SENTIA	93
SPECTRON	93
SPIANO	93
TELSTAR	94
TELSTAR II	94
TITAN	94
VERISA	95
Xedos 6	95
Xedos 9	95

# MAZDA

Model	Year	Engine Type	Body Type	Remarks	AISIN No.	Genuine No.	
<b>323 Astina / LANTIS</b>	1800	93.08-97.06	BP	CBA8P		—	8ABB-15-010A
	2000	93.08-95.07	KF	CBAEP	-C/ #100057	—	8AE2-15-010
		93.08-97.06	KF	CBAEP	C/ #100058-	—	8AK2-15-010
<b>323F / EUNOS 100</b>	1500	89.10-94.06	B5	BG5PE		<b>WPZ-003</b>	8AB8-15-010
		89.10-94.06	B5	BG5PE		<b>WPZ-003</b>	B660-15-010E
	1800	89.10-94.06	BP	BG8PE		<b>WPZ-003</b>	8AB8-15-010
		89.10-94.06	BP	BG8PE		<b>WPZ-003</b>	B660-15-010E
<b>AZ-1</b>	660	92.10-	F6A	PG6SA	TURBO	<b>WPS-001</b>	AZ12-15-010B
<b>AZ-OFFROAD</b>	660	98.10-	K6A	JM23W		—	1A11-15-010D
		98.10-	K6A	JM23W		—	1A19-15-010E
		98.10-	K6A	JM23W		—	1A02-15-010D
<b>AZ-WAGON</b>	660	94.07-98.06	F6A	CY21S, CZ21S		<b>WPS-001</b>	AZ12-15-010B
		97.04-98.09	K6A	CY51S, CZ51S		<b>WPS-050</b>	1A61-15-010E
		97.04-98.09	K6A	MJ21S		—	1A14-15-010H
		98.10-	F6A	MD11S		<b>WPS-021</b>	1A00-15-010
		98.10-00.11	K6A	MD21S		<b>WPS-028</b>	1A01-15-010D
		98.10-00.11	K6A	MD21S		—	1A05-15-010D
		98.10-08.09	K6A	MJ22S		—	1A14-15-010H
		99.10-00.11	F6A	MD11S		—	1A04-15-010
		00.12-01.10	F6A	MD12S		—	1A04-15-010
		00.12-03.09	K6A	MD22S		<b>WPS-036</b>	1A12-15-010H
		00.12-03.09	K6A	MD22S		<b>WPS-052</b>	1A08-15-010C
		00.12-09.09	K6A	MD22S		—	1A13-15-010C
		03.10-08.09	K6A	MJ21S		—	1A15-15-010H
		07.02-08.09	K6A	MJ22S		—	1A15-15-010H
		08.09-	K6A	MJ23S		—	1A15-15-010H
08.09-	K6A	MJ23S		—	1A14-15-010H		
<b>B-series / PROCEED / MARVIE</b>	2500	96.02-99.02	G5	UV56R		—	G601-15-010D
		96.02-99.02	WL	UVL6R		—	WL11-15-100E
<b>BIANTE</b>	2600	89.11-99.02	G6	UV66M/ R,UF66M/ R		—	G601-15-010D
<b>BIANTE</b>	2000	08.07-	LF	CCEAW,CCEFW		<b>WPZ-043</b>	LF94-15-100A
	2300	08.07-	L3	CC3FW		<b>WPZ-043</b>	LF94-15-100A
<b>CAPELLA / 626</b>	1600	87.07-91.10	B6	GD6P		<b>WPZ-001</b>	8AB7-15-010
		88.01-99.04	B6	GV6V		<b>WPZ-001</b>	8AB7-15-010
		88.01-99.04	B6	GV6V		<b>WPZ-001</b>	B630-15-010D
	1800	87.05-89.06	F8	GD8P, GD8S	EGI -C/ #0200000	<b>WPZ-002</b>	8AK1-15-010A
		87.05-91.10	F8	GD8P	EXCEPT (EGI)	<b>WPZ-002</b>	8AK1-15-010A
		87.07-92.06	F8	GD8J	GAS CAR	<b>WPZ-002</b>	8AK1-15-010A
		87.07-92.06	F8	GD8J/ Y	L.P.G -C/ #0201395	—	8AG5-15-010A
		87.07-92.06	F8	GD8Y	-C/ #0200938	—	8AG5-15-010A
		88.01-92.07	F8	CV8W	-C/ #0250000	<b>WPZ-002</b>	8AK1-15-010A
		88.01-97.10	F8	GV8W		<b>WPZ-002</b>	FEMJ-15-100
		88.02-89.06	F8	GD8A,GD8B	-C/ #0200000	<b>WPZ-002</b>	8AK1-15-010A
		89.04-91.10	F8	GD8A,8B,8P,8R,8S	C/ #0200001-	—	8AG2-15-010C
		89.05-92.06	F8	GD8J	L.P.G C/ #0201396-	—	8AG5-15-010B
		89.05-92.06	F8	GD8Y	C/ #0200939-	—	8AG5-15-010B

※ : Components may slightly differ from GENUINE No.

◇ : Complete Assembly Only.

& : Part No. requires additional components for installation.

# MAZDA

Model	Year	Engine Type	Body Type	Remarks	AISIN No.	Genuine No.	
<b>CAPELLA / 626</b>	1800	92.08-97.10	F8	CV8W	C/ #0300001-	—	8AG2-15-010C
		94.07-97.06	FP	CG2PP		—	8AG8-15-010
		97.06-02.03	FP	GF8P,GW8W		—	8AG8-15-010
		97.10-02.05	FP	GF8P		—	FP01-15-010G
	2000	87.05-91.10	FE	GDEA/ EB/ EP/ ES/ ER		—	8AG2-15-010C
		87.07-92.06	RF	GDFP,GDFJ		—	8AGA-15-010
		88.01-92.07	RF	GVFV	-C/ #0250000	—	8AGA-15-010
		88.01-97.10	FE	GV8W		—	FE3P-15-100
		88.01-99.04	RF	GVFV		—	RFG1-15-100
		88.01-99.04	RF	GVFV		—	8AG4-15-010
		89.05-97.10	RF	GVFW		—	8AG4-15-010
		89.05-97.10	RF	GVFW		—	8AGA-15-010
		89.05-97.10	RF	GVFW		—	RFG1-15-100
		90.08-97.10	FE	GVER,GVEW		—	8AG2-15-010C
		92.08-94.10	RF	GVFR	W/P=INPELLER SET -C/ #0200000	—	8AG3-15-100
		92.08-94.10	RF	GVFW	W/P=INPELLER SET -C/ #0300000	—	8AG3-15-100
		92.08-97.10	RF	GVFR	W/P=ASSY	—	8AGA-15-010
		92.08-97.10	RF	GVFR		—	RFG1-15-100
		92.08-99.04	RF	GVFV	W/P=INPELLER SET C/ #0300001-	—	8AG3-15-100
		92.08-99.04	RF	GVFV	W/P=ASSY C/ #0300001-	—	8AGA-15-010
	94.07-97.06	FS	CG2SP, CG2SR		—	8AG9-15-010	
	97.06-02.03	FS	GFEP/ ER,GWER/ EW		—	8AG9-15-010	
	98.06-99.10	RF	GFFP,GVFW		—	RF2A-15-100A	
2500	97.10-	KL	GW5R		—	8AK2-15-010	
<b>CAROL</b>	550	89.10-90.02	F5B	AA5PA,AA5RA		—	AY01-15-010A
	660	90.02-95.10	F6A	AA6PA, AA6RA		<b>WPS-001</b>	AZ12-15-010A
		95.10-98.09	F6A	AC6P, AC6R		<b>WPS-001</b>	AZ12-15-010B
		98.10-99.10	F6A	HB12S		<b>WPS-021</b>	1A00-15-010
		98.10-99.10	K6A	HB22S		<b>WPS-028</b>	1A01-15-010D
		98.10-99.10	K6A	HB22S	3DOOR	—	1A05-15-010D
		98.10-02.04	K6A	HB22S		<b>WPS-028</b>	1A01-15-010D
		98.10-02.04	K6A	HB22S		—	1A05-15-010D
		99.10-00.11	F6A	HB12S		—	1A04-15-010
		99.10-00.12	K6A	HB22S	5DOOR	—	1A05-15-010D
		00.12-02.04	K6A	HB22S		<b>WPS-036</b>	1A12-15-010H
		00.12-04.09	K6A	HB23S		<b>WPS-036</b>	1A12-15-010H
		04.09-06.07	K6A	HB24S		—	1A14-15-010C
		04.09-09.12	K6A	HB24S		<b>WPS-036</b>	1A12-15-010H
		09.12-	K6A	HB25S		—	1A14-15-010E
		15.01-	R06A	HB36S		<b>WPS-057</b>	1A24-15-010A
<b>CLEF</b>	2000	92.04-94.07	FS	GESRA		—	8AG9-15-010
		92.04-94.07	KF	GEEPA		—	8AE2-15-010
	2500	92.04-94.07	KL	GE5PA		—	8AE2-15-010
<b>COSMO</b>	1146	81.08-83.10	12A	HBSN2	TURBO _C/ #0200000	—	N236-15-010C
		81.08-90.05	12A	HBSN2	ATM EXCEPT(TURBO) C/ #0107893-	—	N235-15-010F
		81.08-90.05	12A	HBSN2	MTM EXCEPT(TURBO) -C/ #0200293	—	N225-15-010H

※ : Components may slightly differ from GENUINE No.

◇ : Complete Assembly Only.

& : Part No. requires additional components for installation.

# MAZDA

Model	Year	Engine Type	Body Type	Remarks	AISIN No.	Genuine No.	
<b>COSMO</b>	1146	83.09-90.05	12A	HBSN2	TURBO C/ #0200001-	—	N236-15-010J
		83.09-90.05	12A	HBSN2	MTM EXCEPT(TURBO) C/ #0200294-	—	N225-15-010I
	1300	83.09-90.05	13B	HB3S		—	N236-15-010J
		90.03-94.02	13B	JC3SE		—	8AJ2-15-010A
		94.03-95.10	13B	JC3S		—	8AJ2-15-100
		94.03-95.10	13B	JC3S	W/ P=SET	—	8AJ2-15-010
	2000	83.09-90.05	FE	HBEP	-C/ #0107415	—	8AG7-15-010A
		83.09-90.05	FE	HBEP,HBES		—	8AG1-15-010B
		83.09-90.05	FE	HBES	-C/ #0113445	—	8AG7-15-010A
		90.03-94.02	20B	JCESE		—	8AJ1-15-010B
		94.02-95.10	20B	JCES		—	8AJ1-15-100A
		94.02-95.10	20B	JCES	W/ P=SET	—	8AJ1-15-010B
	2200	81.08-90.05	S2	HBPS2		—	S210-15-010C
<b>CRONOS / MS-6</b>	1800	91.09-94.07	K8	GE8P	-C/ #0130440	—	8AE2-15-010
		91.09-94.07	K8	GE8P	C/ #0130441-	—	8AK2-15-010
	2000	91.09-94.07	KF	GEEP	-C/ #0130508	—	8AE2-15-010
		91.09-96.04	KF	GEEP	C/ #0130509-	—	8AK2-15-010
		91.11-96.04	FS	GESR		—	8AG9-15-010
		92.04-96.04	RF	GEFP		—	8AGA-15-010
	2500	92.04-94.07	KL	GE5P	-C/ #0130029	—	8AE2-15-010
		92.04-96.04	KL	GE5P	C/ #0130030-	—	8AK2-15-010
<b>CUSTUMCAB</b>	2000	89.05-96.01	FE	HBEY		—	8AH8-15-010
		89.05-96.01	FE	HBEY	-C/ #3500000	—	8AH5-15-010A
<b>CX-3</b>	1500	15.02-	S5DPTS	DK5AW,FW		—	S550-15-010A
		15.02-	S5DPTS	DK5AW,FW		—	S550-15-100A
	1800	18.05-	S8DPTS	DK8FW,AW		—	S552-15-710A
	2000	17.07-	PEVPS	DKEAW,FW		※WPZ-045	PE01-15-010B
<b>CX-5</b>	2000	12.02-	PEVPS, PYVPS	KEEAW/ FW,KF5P/ EP		※WPZ-045	PE01-15-010B
	2200	12.02-	SHVPTS	KE2AW/ FW,KF2P		—	SH01-15-010
<b>CX-7</b>	2300	06.12-	L3	ER3P		WPZ-043	L327-15-100A
<b>E-series / BONGO</b>	1400	83.09-90.06	UC	SS48V, SE48T	SILENCER	—	8AS2-15-010A
	1500	90.07-95.08	D5	SE58T, SS58V		—	8AS2-15-010A
	1800	83.05-99.06	F8	SE88M,SD89T,SR89V		—	8AG1-15-010B
		87.09-93.08	F8	SR89V		WPZ-002	FEMJ-15-100
		87.09-99.06	F8	SE88M,SD89T,SR89V,SS88M	C/ #0250001-	WPZ-002	8AK1-15-010A
		95.08-98.10	F8	SE88T,SS88H/V		WPZ-002	8AK1-15-010A
		99.05-	F8	SK82		WPZ-002	FEMJ-15-100
	2000	10.08-	L8	SKP2L/ M/ T/ V		WPZ-043	LF94-15-100A
		83.05-87.08	RF	SRF9W	-C/ #0102676	—	R201-15-010B
		83.05-95.08	RF	SRF9W	C/ #0102677-	—	8AG6-15-010A
		83.05-95.08	RF	SRF9W		—	RF95-15-010C
83.05-99.06		FE	SREAV,SRE9V/ W,SDEAT		—	8AG1-15-010B	
83.09-93.08		RF	SSF8W	EXCEPT(TURBO) C/ #0152806-	—	8AG6-15-010A	
83.09-95.08	RF	SSF8V	C/ #0155145-	—	8AG6-15-010A		
84.04-93.09	RF	SEE8T	C/ #0111512-	—	8AG6-15-010A		

※ : Components may slightly differ from GENUINE No.

◇ : Complete Assembly Only.

& : Part No. requires additional components for installation.

# MAZDA

Model	Year	Engine Type	Body Type	Remarks	AISIN No.	Genuine No.	
<b>E-series / BONGO</b>	2000	84.04-93.09	RF	SEE8T		—	R201-15-010B
		86.11-95.08	FE	SSE8R,SSE8W		<b>WPZ-002</b>	8AK1-15-010A
		86.11-95.08	FE	SSE8R,SSE8W		<b>WPZ-002</b>	FEMJ-15-100
		87.08-97.05	FE	SRE9V		<b>WPZ-002</b>	8AK1-15-010A
		89.01-99.05	RF	SSF8R		—	RF95-15-010C
		89.01-99.05	RF	SSF8R		—	8AG6-15-010A
		97.11-05.11	FE	SGE3		<b>WPZ-002</b>	8AK1-15-010A
		99.06-00.10	FE	SKE4T,6V,6T		<b>WPZ-002</b>	8AK1-15-010A
		03.12-	RF	SKF2M,L,T,V		—	RF6C-15-010
		03.12-	RF	SKL2L/ M/ T/ V		—	RC6C-15-010
	03.12-11.12	RF	SKF2T		—	RF6C-15-1H0	
	03.12-11.12	RF	SKF2V		—	RF2A-15-100C	
	2200	83.05-97.05	R2	SR29V	C/ #0103934-	—	8AG6-15-010A
		83.05-97.05	R2	SR29V		—	RF95-15-010C
		83.05-97.05	R2	SR2AV	C/ #0108783-	—	8AG6-15-010A
		83.12-99.06	R2	SD2AT,SD29T	C/ #0104103-	—	8AG6-15-010A
		86.11-98.10	R2	SS28M/ H/ V/ R,SR2AM/ AV,SE28T		—	8AG6-15-010A
		87.09-99.06	R2	SD29M/ 9T/ AM/ AT,SE28M/ T		—	8AG6-15-010A
		87.09-99.06	R2	SD29M/ T		—	RF95-15-010C
99.05-01.08		R2	SK22L/ T/ V		—	R2S2-15-010B	
99.05-03.12	R2	SK22M		—	RF95-15-100B		
2500	95.05-	WL	SGL3,5,SGLR,W		—	WL01-15-100D	
	95.05-02.08	J5	SG5W		—	J503-15-010B	
	97.04-99.06	WL	SD59M/ T		—	WL11-15-100E	
	97.04-99.06	WL	SD5AM/ AT,SR5AM/ AV/ 9V		<b>WPZ-029</b>	8ALA-15-100A	
	99.06-01.09	WL	SK54V/ L/ T,56L/ M/ T/ V,5HM/ V		<b>WPZ-029</b>	8ALA-15-100A	
3000	92.02-97.05	VS	SRS9V,SRSAV		—	8AS1-15-100	
<b>EUNOS CARGO</b>	1500	90.09-93.07	D5	SE58TE,SS58VE		—	8AS2-15-010A
	2000	89.11-93.07	RF	SEF8TE,SSF8VE/ RE/ WE		—	8AG6-15-010A
		90.01-93.07	FE	SSE8WE		<b>WPZ-002</b>	8AK1-15-010
2200	90.07-93.07	R2	SE/ SS28ME	4WD	—	8AG6-15-010A	
<b>FAMILIA / ETUDE / 323 / PROTEGÉ</b>	1200	07.01-	CR12DE	BVAY12		<b>WPN-100</b>	1N22-15-010
	1300	85.11-94.08	E3	BF3V		<b>WPZ-006</b>	8ABT-15-010A
		85.11-94.08	E3	BF3V		<b>WPZ-006</b>	E301-15-010D
		87.02-89.02	B3	BFTP		<b>WPZ-001</b>	8AB7-15-010
		89.02-96.01	B3	BG3P, BG3S		<b>WPZ-001</b>	B630-15-010D
		89.10-94.08	E3	BW3W		<b>WPZ-006</b>	8ABT-15-010A
		96.08-99.05	B3	BHA3P, BHA3S		<b>WPZ-001</b>	B3C7-15-010A
		98.04-00.10	B3	BJ3P		<b>WPZ-001</b>	B3C7-15-010A
		99.05-07.01	QG13	BVY11		<b>WPN-091</b>	1N18-15-010B
	1500	85.11-94.08	E3	BF5V		<b>WPZ-006</b>	8ABT-15-010A
		87.01-90.08	B5	BFSR,BFSP		<b>WPZ-001</b>	8AB7-15-010
		89.02-94.04	B5	BG5P, BG5S		<b>WPZ-001</b>	B630-15-010D
		89.02-94.04	B5	BG5P,BG5S		<b>WPZ-003</b>	B660-15-010E
		89.10-94.08	E3	BW5W		<b>WPZ-006</b>	8ABT-15-010A
94.03-99.05		Z5	BHALP,BHALS		—	B6BF-15-010F	

※ : Components may slightly differ from GENUINE No.

◇ : Complete Assembly Only.

& : Part No. requires additional components for installation.

# MAZDA

Model	Year	Engine Type	Body Type	Remarks	AISIN No.	Genuine No.	
<b>FAMILIA / ETUDE / 323 / PROTEGÉ</b>	1500	94.05-96.10	B5	BHA5P,5S		—	B6BF-15-010F
		94.08-	GA15	BWFNY10, BWFY10		<b>WPN-001</b>	1N21-15-010
		94.08-97.05	GA15	BMVY10		<b>WPN-001</b>	1N21-15-010
		94.08-99.04	GA15	BVY10, BVFNY10, BVFY10		<b>WPN-001</b>	1N21-15-010
		99.05-07.01	QG15	BVY11		<b>WPN-091</b>	1N18-15-010B
		07.01-	HR15DE	BVY12		—	1N23-15-010
		07.01-	HR15DE	BVY12		—	1N31-15-010
		18.06-	1NZFE	NCP160M		<b>WPT-111</b>	16100-29158
	1600	85.10-89.02	B6	BFMP, BFMR	FAMILIA=TURBO,GT	<b>WPZ-003</b>	8AB8-15-010
		86.12-89.02	B6	BFMP, BFMR	FAMILIA= EXCEPT (TURBO,GT)	<b>WPZ-001</b>	8AB7-15-010
		87.01-89.02	B6	BFMS	Cabreorrete	<b>WPZ-003</b>	8AB8-15-010
		87.01-90.08	B6	BFMP	ETUDE	<b>WPZ-003</b>	8AB8-15-010
		87.04-94.08	B6	BWMR,BF6M		<b>WPZ-001</b>	B630-15-010D
		89.02-91.01	B6	BG6P,BG6S		<b>WPZ-003</b>	8AB8-15-010
		89.08-96.01	B6	BG6R, BG6Z		<b>WPZ-001</b>	B630-15-010D
		94.09-98.05	B6	BHA6R		—	B6BF-15-010F
	07.01-	HR16DE	BVZNY12		—	B1010-ED00A	
	1700	85.07-89.02	PN	BF7P		—	8AB6-15-010A
		85.11-89.10	PN	BF7V	-C/ #0300000	—	8AB6-15-010A
		85.11-94.08	PN	BF7V, BW7W		—	PN40-15-010
		89.02-94.03	PN	BG7P		—	8AB9-15-010A
		94.08-97.05	CD17	BVSNY10, BVSY10		—	1N01-15-010
		94.09-98.05	4EE1	BHA7R		—	Y701-15-010A
1800	89.08-94.03	BP	BG8R,8Z		<b>WPZ-003</b>	B660-15-010E	
	90.03-94.04	BP	BG8P,8S		<b>WPZ-003</b>	B660-15-010E	
	94.05-99.05	BP	BHA8S,BHA8P		—	B6BF-15-010F	
	96.05-99.04	SR18	BWH(N)Y10		<b>WPN-014</b>	1N20-15-010	
	98.05-00.10	FP	BJ8W		—	FP01-15-010G	
	99.05-07.01	QG18	B(VHN/ WHN/ VG)Y11		<b>WPN-091</b>	1N18-15-010B	
	07.01-	MR18DE	BVJY12		—	1N25-15-010	
2000	94.08-99.04	CD20	BWEY10,BVEY10,BVENY10		<b>WPN-009</b>	1N19-15-010	
	98.04-00.10	RF	BJEP		—	RF1G-15-100A	
	99.06-03.09	FS	BJFW,BJFP		—	FS01-15-010F	
2200	99.05-07.01	YD22DD	BVEY11,BVENY11		<b>WPN-111</b>	1N27-15-010	
<b>FLAREWAGON</b>	660	14.08-	R06A	MJ34S		<b>WPS-057</b>	1A24-15-010A
<b>FORD FESTIVA / 121</b>	1100	85.10-93.01	B1	DA1PF		<b>WPZ-001</b>	8AB7-15-010
	1300	85.10-93.01	B3	DA3PF,DA3VF		<b>WPZ-001</b>	8AB7-15-010
		86.10-93.01	BJ	DAJPF	-C/ #0107207	<b>WPZ-003</b>	8AD1-15-010
		86.10-93.01	BJ	DAJPF	C/ #0107208-	<b>WPZ-003</b>	8AB8-15-010
		89.04-94.05	B3	ADA242		<b>WPZ-001</b>	B630-15-010D
		89.04-94.05	B3	ADA242		<b>WPZ-001</b>	8AB7-15-010
		92.11-97.10	B3	D23PF		<b>WPZ-001</b>	8AD2-15-010A
		96.07-01.08	B3	DW3WF		<b>WPZ-001</b>	8AD2-15-010A
	96.07-01.08	B3	DW3WF		<b>WPZ-001</b>	B3C7-15-010A	
	1500	92.11-97.10	B5	D25PF		<b>WPZ-001</b>	8AD2-15-010A
96.07-		B5	DW5WF	-107314	<b>WPZ-001</b>	8AD2-15-010A	

※ : Components may slightly differ from GENUINE No.

◇ : Complete Assembly Only.

& : Part No. requires additional components for installation.

# MAZDA

Model	Year	Engine Type	Body Type	Remarks	AISIN No.	Genuine No.	
<b>FREDA</b>	2000	95.05-01.08	FE	SGEWF,SGE3F		<b>WPZ-002</b>	8AK1-15-010A
	2500	95.05-01.08	J5	SG5WF		—	J503-15-010B
		95.05-01.08	WL	SGL3F,5F		—	WL01-15-100D
		95.05-01.08	WL	SGLRF/WF		—	WL01-15-100D
<b>IQSION</b>	1800	99.04-01.12	FP	CP8WF		—	FP01-15-010G
<b>LAPUTA</b>	660	99.03-99.09	F6A	HP11S	110000-610000	<b>WPS-021</b>	1A00-15-010
		99.03-01.03	K6A	HP21S	EPI	<b>WPS-028</b>	1A01-15-010
		99.03-01.03	K6A	HP21S		<b>WPS-028</b>	1A01-15-010D
		99.10-01.03	F6A	HP11S	110001-610001	—	1A04-15-010
		00.10-01.03	K6A	HP21S	TURBO	—	1A05-15-010D
		01.04-01.10	F6A	HP12S		—	1A04-15-010
		01.04-05.12	K6A	HP22S		<b>WPS-052</b>	1A08-15-010C
		01.04-05.12	K6A	HP22S		—	1A13-15-010C
		01.04-05.12	K6A	HP22S		<b>WPS-036</b>	1A12-15-010H
<b>LAZER</b>	1300	85.01-87.03	E3	BF3PF		<b>WPZ-006</b>	8AB2-15-010
		85.11-94.08	E3	BF3VF		<b>WPZ-006</b>	8AB2-15-010
		87.03-94.03	B3	BFTPF,BG3PF		<b>WPZ-001</b>	8AB7-15-010
		96.08-98.10	B3	BHA3PF		<b>WPZ-001</b>	8AD2-15-010A
		96.08-98.10	B3	BHA3PF		<b>WPZ-001</b>	B3C7-15-010A
		98.12-01.05	B3	BJ3PF		<b>WPZ-001</b>	B3C7-15-010A
	1500	85.11-94.08	E5	BF5VF		<b>WPZ-006</b>	8AB2-15-010
		87.03-89.02	B5	BFSPF, BFSRF		<b>WPZ-001</b>	8AB7-15-010
		89.03-94.03	B5	BG5PF	EXCEPT (EGI)	<b>WPZ-001</b>	8AB7-15-010
		89.03-94.03	B5	BG5PF	EGI	<b>WPZ-003</b>	8AB8-15-010
		94.04-95.08	Z5	BHALPF, BHALSF	-C/ #0200000	—	8ABB-15-010
		94.04-96.09	B5	BHA5PF, BHA5SF		—	8ABB-15-010A
		95.08-98.10	Z5	BHALPF,BHALSF	C/ #0200001-	—	8ABC-15-010
		98.12-01.05	ZL	BJ5PF,BJ5WF		—	ZL01-15-010A
	1600	85.01-89.02	B6	BFMPF,BFMRF	EXCEPT (GHIA)	<b>WPZ-003</b>	8AB8-15-010
		87.02-89.02	B6	BFMSF	Cabreorrete	<b>WPZ-003</b>	8AB8-15-010
		87.03-89.02	B6	BFMPF,BFMRF	GHIA	<b>WPZ-001</b>	8AB7-15-010
		89.03-91.01	B6	BG6PF		<b>WPZ-003</b>	8AB8-15-010
		89.08-94.08	B6	BF6MF,BG6RF		<b>WPZ-001</b>	8AB7-15-010
		94.09-98.05	B6	BHA6RF		—	8ABB-15-010A
	1700	85.07-89.02	PN	BF7PF		—	8AB6-15-010A
		87.04-89.10	PN	BF7VF	-C/ #0300000	—	8AB6-15-010A
		89.03-94.03	PN	BG7PF		—	8AB9-15-010A
		89.10-94.08	PN	BF7VF	C/ #0300001-	—	8AB9-15-010A
94.09-98.05		4EE1	BHA7PF,BHA7RF		—	Y701-15-010A	
1800	89.08-94.01	BP	BG8RF,BG8PF		<b>WPZ-003</b>	8AB8-15-010	
	94.04-95.08	BP	BHA8SF, PF		—	B6BF-15-010F	
	98.12-01.05	FP	BJ8WF		—	8AG8-15-010	
2000	98.12-01.05	RF	BJEPP		—	RF1G-15-100	
<b>LUCE / 929</b>	1300	86.07-92.03	13B	HC3S		—	8AH1-15-010A
	2000	86.07-92.03	FE	HCEP	GAS CAR	<b>WPZ-002</b>	8AK1-15-010A
		86.07-92.03	JF	HCFS		<b>WPZ-023</b>	8AH3-15-010C

※ : Components may slightly differ from GENUINE No.

◇ : Complete Assembly Only.

& : Part No. requires additional components for installation.

# MAZDA

Model	Year	Engine Type	Body Type	Remarks	AISIN No.	Genuine No.	
<b>LUCE / 929</b>	2000	86.07-96.01	FE	HCEP		—	8AH5-15-010A
		86.07-96.01	FE	HCEP		<b>WPZ-002</b>	FEMJ-15-100
		91.08-95.12	FE	HCEJ		—	8AH5-15-010A
		93.06-96.01	FE	HCEP	LPG CAR C/ #0300001-	—	8AH8-15-010
	2200	92.03-95.12	F2	HC2J		<b>WPZ-002</b>	8AK1-15-010A
	3000	88.08-92.03	JE	HCSS	C/ #0200001-	—	8AH6-15-010B
<b>MAZDA2</b>	1300	96.07-02.07	B3	DW3W,DW5W		<b>WPZ-001</b>	B3C7-15-010B
		02.06-07.05	ZJ	DY3R,DY3W		—	ZJ01-15-010A
		07.05-	ZJ	DE3AS, FS		—	ZJ01-15-010B
		11.07-	P3	DEJFS		※ <b>WPZ-045</b>	PE01-15-010B
		14.09-	P3	DJ3FS		※ <b>WPZ-045</b>	PE01-15-010B
	1500	02.06-07.05	ZY	DY5R,DY5W		—	ZJ01-15-010B
		07.05-	ZY	DF5FS		—	ZJ01-15-010B
14.09-		S5	DJ5FS	Skyactive D	—	S550-15-010A	
<b>MAZDA3</b>	1500	13.10-	P5VPS	BM5FS		※ <b>WPZ-045</b>	PE01-15-010B
		13.10-	S5DPTS	BMLFS		—	S550-15-010A
		13.10-	S5DPTS	BMLFS		—	S550-15-100A
	2000	11.09-	PE,PEV	BLFFP/ W,BMEFS,BYEFP		※ <b>WPZ-045</b>	PE01-15-010B
	2200	13.10-	SHVPTR	BM2FP/ FS		—	SH01-15-100
<b>MAZDA6</b>	2000	02.05-	L3VE	GG3P,GG3S,GY3W		<b>WPZ-043</b>	L327-15-100
		02.05-08.01	LFDE	GGEP/ ES,GYEW		<b>WPZ-043</b>	LF94-15-100A
		02.06-07.12	LFDE	GYEW		<b>WPZ-043</b>	L327-15-100
		08.01-	LFVE	GHEFP		<b>WPZ-043</b>	LF94-15-100A
		12.12-	PEVPR	GJEFP,FW		※ <b>WPZ-045</b>	PE01-15-010B
	2300	02.05-05.06	L3VE	GG3P,GG3S,GY3W		<b>WPZ-043</b>	LF94-15-100A
		05.06-	L3VE	GG3S		<b>WPZ-043</b>	L327-15-100A
		05.06-07.12	L3VE	GG3P,GY3W-4WD		<b>WPZ-043</b>	LF94-15-100A
	2500	07.12-	L5VE	GH5F#/ 5AP		<b>WPZ-043</b>	LF94-15-100A
		12.12-	PYVPR	GJ5FP,FW		※ <b>WPZ-045</b>	PE01-15-010B
<b>MPV</b>	2000	99.05-02.04	FS	LWEW		—	8AG9-15-010
	2300	02.03-05.12	L3,L3DE	LW3W		<b>WPZ-043</b>	L327-15-100A
		05.12-	L3VDT	LY3P		<b>WPZ-043</b>	L327-15-100A
		05.12-	L3VE	LY3P		<b>WPZ-043</b>	LF94-15-100A
		94.12-99.05	G5	LV5W		—	G601-15-010D
	2500	95.10-99.05	WL	LVLR, LVLW		<b>WPZ-029</b>	8ALA-15-100
		99.05-02.04	GY	LW5W		—	GY01-15-010B
		3000	89.11-95.10	JE	LVEW	C/ #-0500000	<b>WPZ-023</b>
95.10-99.05	JE		LVEW	C/ #0500001-	—	JE96-15-010B	
02.03-03.10	AJ		LWFW		—	GY01-15-010B	
<b>MS-8</b>	2000	92.01-94.06	KF	MBEP	-C/ #0131580	—	8AE2-15-010
		92.01-98.02	KF	MBEP	C/ #0131581-	—	8AK2-15-010
	2500	92.01-94.06	KL	MB5A, MB5P	-C/ #0130066	—	8AE2-15-010
		92.01-95.11	KL	MB5A, MB5P	C/ #0130067-	—	8AK2-15-010
<b>MX-3 / AZ-3 / EUNOS PRESSO</b>	1500	91.06-98.01	B5	EC5S/ SA		—	8AE1-15-010
	1800	91.04-93.10	K8	EC8SE	-C/ #0109609	—	8AE2-15-010
		91.04-93.10	K8	EC8SE	C/ #0109610-	—	8AK2-15-010
		93.09-98.01	K8	EC8S/ PSA		—	8AK2-15-010

※ : Components may slightly differ from GENUINE No.

◇ : Complete Assembly Only.

& : Part No. requires additional components for installation.

# MAZDA

Model	Year	Engine Type	Body Type	Remarks	AISIN No.	Genuine No.	
<b>MX-5 MIATA / ROADSTER</b>	1600	89.06-93.08	B6	NA6CE		<b>WPZ-003</b>	8AB8-15-010
		89.06-93.08	B6	NA6CE		<b>WPZ-003</b>	B660-15-010E
		97.12-05.08	B6	NB6C		—	8ABB-15-010A
		97.12-05.08	B6	NB6C		—	B6BF-15-010F
	1800	93.08-05.08	BP	NA8C,NB8C		—	8ABB-15-010A
		93.08-05.08	BP	NA8C,NB8C		—	B6BF-15-010F
	2000	05.08-	LF	NCEC		<b>WPZ-043</b>	LF94-15-100A
<b>MX-6</b>	2000	91.11-94.05	KF	GEEB	-C/ #0120093	—	8AE2-15-010
		91.11-94.05	KF	GEEB	C/ #0120094-	—	8AK2-15-010
		94.05-96.01	KF	GEES		—	8AK2-15-010
	2500	91.11-94.05	KL	GE5B	-C/ #0102487	—	8AE2-15-010
		91.11-96.01	KL	GE5B	C/ #0102488-	—	8AK2-15-010
		94.05-96.01	KL	GE5S		—	8AK2-15-010
<b>PARKWAY</b>	3000	81.10-84.03	HA	WVLSF,WVVF4B		<b>WPZ-005</b>	8AW1-15-100
	3500	84.05-90.09	SL	WVL4B		—	SL01-15-100F
<b>PERSONA / EUNOS 300</b>	1800	88.10-90.02	F8	MA8P	-C/ #0112176	<b>WPZ-002</b>	8AK1-15-010
		89.11-92.03	F8	MA8P/ PE		—	8AG2-15-010C
	2000	88.10-92.03	FE	MAEP/ PE		—	8AG2-15-010C
<b>PREMACY</b>	1800	99.02-05.02	FP	CP8W		—	8AG8-15-010
		01.07-02.05	FP-DE	CPEW		—	FP01-15-010G
	2000	01.06-05.02	FS-ZE	CPEW		—	FP01-15-010G
		05.02-	LF	CREW		<b>WPZ-043</b>	L327-15-100
	2300	05.02-	L3	CR3W		<b>WPZ-043</b>	L327-15-100
<b>PROBE / FORD PROBE</b>	2200	88.05-89.07	F2	BTS		<b>WPZ-002</b>	8AK1-15-010
		89.09-		PT2,PTA	4CYL,For Export Only	<b>WPZ-002</b>	E92Z-8501A
		89.09-		PT2,PTA	4CYL,For Export Only	<b>WPZ-002</b>	F02Z-8501A
		89.11-92.02	F2	PT2,PTA		<b>WPZ-002</b>	8AK1-15-010
	2500	92.09-	KL	CT2		—	8AE2-15-010
	3000	89.11-92.02	JE	PT2A,PT2X		—	ZZ40-15-010
<b>PROCEED LEVANTE</b>	2000	95.01-99.09	RF	TJ31W,32W		—	RF95-15-010C
		95.02-96.09	H20A	TF11W, TJ11W		—	1A50-15-010
		96.10-97.11	J20A	TF51W		—	1A50-15-010
		96.10-99.09	J20A	TJ51W,52W,TF52W		—	1A51-15-010D
	2500	96.10-97.11	H25A	TJ61W		—	1A50-15-010
<b>REVUE</b>	1300	90.08-99.02	B3	DB3PA		<b>WPZ-001</b>	8AD2-15-010A
		95.12-99.02	B3	DB3PA		<b>WPZ-001</b>	B3C7-15-010
	1500	90.08-99.02	B5	DB5PA		<b>WPZ-001</b>	8AD2-15-010A
<b>RX-7</b>	1300	85.09-89.07	13B	FC3S	ATM -C/ #0110536	—	N319-15-010C
		85.09-89.07	13B	FC3S	MTM C/ #0110537-0200000	—	8AF4-15-010A
		85.09-89.07	13B	FC3S	ATM C/ #0110537-0200000	—	8AF9-15-010
		87.08-89.07	13B	FC3C	ATM -C/ #0200000	—	8AF9-15-010
		87.08-89.07	13B	FC3C	MTM -C/ #0200000	—	8AF4-15-010A
		89.01-91.10	13B	FC3S	MTM C/ #0226527-	—	8ABA-15-010
		89.01-92.12	13B	FC3C	MTM C/ #0201026-	—	8ABA-15-010
		89.01-92.12	13B	FC3S,FC3C	ATM C/ #0200001-	—	8AFD-15-010
		91.10-93.07	13B	FD3S	MTM C/ #0106810-0118184	—	N3A1-15-010D

※ : Components may slightly differ from GENUINE No.

◇ : Complete Assembly Only.

& : Part No. requires additional components for installation.

# MAZDA

Model	Year	Engine Type	Body Type	Remarks	AISIN No.	Genuine No.		
<b>RX-7</b>	1300	91.10-93.07	13B	FD3S	ATM C/ #0106810-0118184	—	N3A2-15-010D	
		91.10-94.07	13B	FD3S	ATM C/ #0118185-0202151	—	N3C2-15-010	
		91.10-95.12	13B	FD3S	MTM C/ #0118185-0400000	—	N3C1-15-010D	
		93.07-95.12	13B	FD3S	ATM C/ #0202152-0400000	—	N3C2-15-010D	
		95.12-01.10	13B	FD3S	W/ P=SET C/ #0400001-	—	8AF4-15-100A	
		95.12-01.10	13B	FD3S	W/ P=ASSY C/ #0400001-	—	N3F1-15-010	
<b>RX-8</b>	1300	03.04-	13B-MSP	SE3P		—	N3H1-15-100A	
		08.02-08.02	13B-MSP	SE3P		—	N3R1-15-100	
<b>SCRUM</b>	550	89.05-90.03	F5B	DG41B/T/V		—	8BA1-15-010	
		660	90.02-91.09	F6A	DG51B,51T,51V		<b>WPS-005</b>	ZZSA-15-010A
	91.09-98.10		F6A	DJ51B,51T		<b>WPS-003</b>	ZZS0-15-010B	
	91.09-98.10		F6A	DK51B,51T		<b>WPS-003</b>	ZZS0-15-010B	
	91.09-98.10		F6A	DL51V,DM51V		<b>WPS-003</b>	ZZS0-15-010B	
	99.01-99.12		F6A	DG52T,DH52T	-180000	<b>WPS-023</b>	1A03-15-010	
	99.01-99.12		F6A	DG52V,DH52V	-160000	<b>WPS-023</b>	1A03-15-010	
	99.12-01.11		F6A	DH52T,DG52T	180000-	<b>WPS-024</b>	1A06-15-010	
	99.12-01.11		F6A	DH52V,DG52V	160000-	<b>WPS-024</b>	1A06-15-010	
	01.09-05.09		K6A	DG62T,62V,62W		<b>WPS-053</b>	1A09-15-010H	
	02.05-05.09		K6A	DG63T		<b>WPS-053</b>	1A09-15-010H	
	05.09-		K6A	DG64V, 64W		—	1A21-15-010E	
	05.09-		K6A	DG64V, 64W		—	1A20-15-010E	
<b>SENTIA / MS-9</b>	2500	93.11-96.01	J5	HD5P		—	8AH7-15-010C	
		3000	91.03-96.01	JE	HDES,HDEP		—	8AH7-15-010C
	95.10-00.09		JE	HEEA,HEEP	LTD, LTDG	—	8AH9-15-010	
	95.10-00.09		JE	HEEA,HEEP	EXCLUS, ROYAL	—	JE48-15-010E	
<b>SPECTRON / J80 / J100</b>	1400	83.09-90.07	UC	SE48TF,SS48VF	SILENCER	—	8AS2-15-010A	
		1500	90.07-95.08	D5	SE58TF,SS58VF		—	8AS2-15-010A
	1800		87.09-90.06	F8	SS88MF	C/ #0250001-	<b>WPZ-002</b>	8AK1-15-010A
			95.08-96.09	F8	SS88VF,TF		<b>WPZ-002</b>	8AK1-15-010A
		96.09-99.05	F8	SS88HF		<b>WPZ-002</b>	8AK1-15-010A	
	2000	83.09-95.09	RF	SSF8WF	C/ #0150150-	—	8AG6-15-010A	
		83.12-93.08	RF	SEF8TF	C/ #0100200-	—	8AG6-15-010A	
		84.10-95.08	RF	SSF8VF	C/ #0150181-	—	8AG6-15-010A	
		86.11-95.08	FE	SSE8RF,SSE8WF		<b>WPZ-002</b>	8AK1-15-010A	
		87.09-97.05	FE	SREAVF,SDEATF	C/ #0250001-	<b>WPZ-002</b>	8AK1-15-010A	
		88.12-97.10	RF	SSF8RF		—	8AG6-15-010A	
	2200	86.11-97.05	R2	SS28MF/ RF,SR2AVF/ MF,SD29MF, 2ATF		—	8AG6-15-010A	
		93.08-96.09	R2	SS28VF,SE28TF		—	8AG6-15-010A	
96.09-99.05		R2	SE28TF/ VF,SS28MF/ VF		<b>WPN-090</b>	8AG2-15-100B		
2500	97.04-99.06	WL	SD5ATF,SR5AMF/ AVF		<b>WPZ-029</b>	8ALA-15-100A		
	3000	92.02-97.05	VS	SRSAVF		—	8AS1-15-100	
<b>SPIANO</b>		660	02.01-07.05	K6A	HF21S		—	1A13-15-010C
	04.04-04.09		K6A	HF21S		<b>WPS-036</b>	1A12-15-010H	
	06.04-07.05		K6A	HF21S		—	1A17-15-010A	
	07.05-08.09		K6A	HF21S		—	1A18-15-010B	

MAZDA

※ : Components may slightly differ from GENUINE No.

◇ : Complete Assembly Only.

& : Part No. requires additional components for installation.

# MAZDA

Model	Year	Engine Type	Body Type	Remarks	AISIN No.	Genuine No.	
<b>TELSTAR / TELSTAR II</b>	1800	87.04-89.05	F8	GD8AF	-C/ #0200000	<b>WPZ-002</b>	8AK1-15-010
		87.04-91.10	F8	GD8PF	EXCEPT (EGI) CHIA ATM	<b>WPZ-002</b>	8AK1-15-010
		89.04-91.10	F8	GD8AF/ PF	C/ #0200001-	—	8AG2-15-010C
		89.04-91.10	F8	GD8RF		—	8AG2-15-010C
		91.10-94.07	K8	GE8PF	-C/ #0103264	—	8AE2-15-010
		91.10-94.07	K8	GE8PF	C/ #0103265-	—	8AK2-15-010
		94.07-99.08	FP	CG2PPF,GF8PF,GW8WF		—	8AG8-15-010
	2000	87.04-91.10	FE	GDEAF/ EPF/ ERF		—	8AG2-15-010C
		87.07-91.10	RF	GDFPF		—	8AGA-15-010
		90.08-97.10	FE	GVERF/ EWF/ 8WF		—	8AG2-15-010C
		90.08-97.10	RF	GVFWF		—	8AGA-15-010
		91.10-94.07	FS	GESRF		—	8AG9-15-010
		91.10-94.07	KF	GEEPF	-C/ #0104591	—	8AE2-15-010
		91.10-96.01	KF	GEEPF	C/ #0104592-	—	8AK2-15-010
		92.04-95.10	RF	GEFPF		—	8AGA-15-010
		92.08-97.10	RF	GVFRF		—	8AGA-15-010
		94.07-97.06	FS	CG2SPF,CG2SRF		—	8AG9-15-010
	97.06-99.08	FS	GFEPF/ RF,QWERF/ WF		—	8AG9-15-010	
	2500	92.04-94.07	KL	GE5PF	-C/ #0100608	—	8AE2-15-010
		92.04-96.01	KL	GE5PF	C/ #0100609-	—	8AK2-15-010
		97.10-99.08	KL	GW5RF		—	8AK2-15-010
<b>TITAN</b>	2000	00.10-	FE	SYE4T, SYE6T		<b>WPZ-002</b>	8AK1-15-010
	2500	80.10-83.02	XA	WEW051		<b>WPZ-005</b>	8AW1-15-100A
		84.01-89.05	XA	WE5AT		<b>WPZ-005</b>	SE01-15-100
		84.01-89.05	XA	WE5AT		<b>WPZ-005</b>	SEA1-15-100B
		89.04-92.01	XA	WG5AT		<b>WPZ-005</b>	8AW3-15-100A
		89.04-92.01	XA	WG5AT		<b>WPZ-005</b>	SEA1-15-100B
		00.10-	WL	SY54L/ T, SY56L/ T		—	WL11-15-100E
	3000	80.10-83.02	HA	WEX0F1Z,WEY0F1/ F2		<b>WPZ-005</b>	8AW1-15-100A
		80.10-84.02	HA	WEW0F1,WEW0F1D		<b>WPZ-005</b>	8AW1-15-100A
		83.03-89.05	HA	WEF4C/ 4T/ AD/ AT		<b>WPZ-005</b>	8AW3-15-100A
		83.03-89.05	HA	WEF4H,WEFAE		<b>WPZ-005</b>	8AW1-15-100A
		89.04-92.01	HA	WGFAD/ T		<b>WPZ-005</b>	8AW3-15-100A
		89.04-92.01	HA	WGFAD/ T		<b>WPZ-005</b>	SEA1-15-100B
		91.12-95.05	HA	WGFAT	C/ #0170001-	<b>WPZ-005</b>	8AW3-15-100B
		95.05-99.04	VS	WGSAT		—	VS10-15-100
		99.05-00.05	VS	WGSAT		—	VS21-15-100A
		00.05-	VS	WHS5T		—	VS21-15-100
	3500	84.01-89.05	SL	WEL1D,4C,4D,4H,4T,7T		<b>WPZ-004</b>	8AW4-15-100A
		84.01-89.05	SL	WELAC/ AD/ AE/ AF/ 4M	AK/ AM/ AN/ AT	<b>WPZ-004</b>	8AW4-15-100A
		84.01-89.05	SL	WELAE/ AF/ AM/ AT		<b>WPZ-004</b>	8AW2-15-100A
		87.02-89.05	SL	WEL4C/ 4H/ 4T/ 4M/ 7T	W/ P=w/ Pully	—	SL01-15-100F
87.02-89.05		SL	WELAE/ AF/ AM/ AT	W/ P=w/ Pully	—	SL01-15-100F	
89.04-91.12		SL	WGL4H,WGL7H	-C/ #0170000	<b>WPZ-004</b>	8AW4-15-100A	
89.04-91.12		SL	WGL4S,WGL7T		<b>WPZ-004</b>	8AW4-15-100A	
89.04-91.12		SL	WGLAF	TRUCK -C/ #0170000	<b>WPZ-004</b>	8AW4-15-100A	

※ : Components may slightly differ from GENUINE No.

◇ : Complete Assembly Only.

& : Part No. requires additional components for installation.

# MAZDA

Model	Year	Engine Type	Body Type	Remarks	AISIN No.	Genuine No.	
<b>TITAN</b>	3500	89.04-92.01	SL	WGL4T,WGLAT	-C/ #0170000	<b>WPZ-004</b>	8AW4-15-100A
		89.04-92.01	SL	WGLAD/ AK/ AF	-C/ #0170000	<b>WPZ-004</b>	8AW4-15-100A
		89.04-92.01	SL	WGLAN/ 4M/ AM	-C/ #0170000	<b>WPZ-004</b>	8AW8-15-100
		91.12-95.05	SL	WGL4H, WGL7H	C/ #0170001-	—	8AWB-15-100
		91.12-95.05	SL	WGL4M/ AM	C/ #0170001-	<b>WPZ-004</b>	8AW8-15-100
		91.12-95.05	SL	WGL4T, WGLAT/ AF	C/ #0170001-	—	8AWB-15-100
		92.01-95.05	SL	WGLAD, WGLAK, WGLAF	C/ #0170001-	—	8AWB-15-100
		92.01-95.05	SL	WGLAN	C/ #0170001-	—	8AWB-15-100
	4000	89.04-91.12	TF	WGT4H/ 4T/ AE/ AT	-C/ #0170000	<b>WPZ-015</b>	8AW5-15-100
		89.05-92.01	TF	WGT1D/ AD/ AK	-C/ #0170000	<b>WPZ-015</b>	8AW5-15-100
		90.07-92.01	TF	WGT7V	-C/ #0170000	<b>WPZ-015</b>	8AW5-15-100
		91.12-95.05	TF	WGT4H/ 4T/ AE/ AT	C/ #0170001-	<b>WPZ-015</b>	8AWA-15-100A
		92.01-95.05	TF	WGT1D/ 7V/ AD/ AK	C/ #0170001-	<b>WPZ-015</b>	8AWA-15-100A
		95.05-00.05	TF	WGE1T/ 4T/ AD/ EAH/ EAT/ FAK		<b>WPZ-015</b>	8AWA-15-100A
	4300	95.05-00.05	4HF1	WG31T, WG34T		<b>WPG-015</b>	YJ01-15-100A
		95.05-00.05	4HF1	WG3AD/ AH/ AT		<b>WPG-015</b>	YJ01-15-100A
		95.05-00.05	4HF1	WGJ4T		<b>WPG-015</b>	YJ01-15-100A
		95.05-00.05	4HF1	WG3AM, WG3AN		—	YJ20-15-100
		00.04-	4HF1	WH35D/ H/ T		<b>WPG-015</b>	YJ01-15-100A
		00.05-	4HF1	W38H, WH38H		<b>WPG-015</b>	YJ01-15-100A
		00.05-	4HF1	WH3H/ HH, WH33F/ G		<b>WPG-015</b>	YJ01-15-100A
		4600	91.12-95.05	TM	WGM4H/ 4S/ 4T/ 7H/ 7T		<b>WPZ-015</b>
	92.01-95.05		TM	WGM1D, WGMAD		<b>WPZ-015</b>	8AWA-15-100A
	93.06-95.05		TM	WGMAF		<b>WPZ-015</b>	8AWA-15-100A
	95.05-00.05		4HG1	WG61D/ 1H/ 1K/ 1T		<b>WPG-015</b>	YJ01-15-100A
	95.05-00.05		4HG1	WG64H, WG64T		<b>WPG-015</b>	YJ01-15-100A
	95.05-00.05		4HG1	WG67H, WG67T		<b>WPG-015</b>	YJ01-15-100A
	95.05-00.05		4HG1	WG6AD/ AF/ AK/ AT		<b>WPG-015</b>	YJ01-15-100A
95.05-00.05	4HG1		WGZ4T		<b>WPG-015</b>	YJ01-15-100A	
00.04-	4HG1		WH65D/ G/ H/ T		<b>WPG-015</b>	YJ01-15-100A	
00.05-	4HG1		WH63F/ G/ H		<b>WPG-015</b>	YJ01-15-100A	
00.05-	4HG1		WH68G/ H, 69G/ H, 6HD/ H		<b>WPG-015</b>	YJ01-15-100A	
<b>VERISA</b>	1500		04.06-	ZY	DC5R,DC5W	—	ZJ01-15-010B
<b>Xedos 6 / EUNOS 500</b>	1800	91.12-94.02	K8	CA8PE	-C/ #0105001	—	8AE2-15-010
		91.12-96.01	K8	CA8P/ PE	C/ #0105002-	—	8AK2-15-010
		94.02-96.01	FP	CAPP		—	8AG8-15-010
	2000	91.12-94.02	KF	CAEPE	-C/ #0114350	—	8AE2-15-010
		91.12-96.01	KF	CAEP/ PE	C/ #0114351-	—	8AK2-15-010
<b>Xedos 9 / MILLENNIA / EUNOS 800</b>	2000	97.07-03.08	KF/ KFZE	TAFP	—	KL47-15-010C	
	2300	93.09-00.06	KJ	TA3A/ P/ Y/ Z	—	8AK3-15-010B	
	2500	93.09-98.07	KL	TA5A/ P/ Y/ Z	—	8AK2-15-010	

MAZDA

※ : Components may slightly differ from GENUINE No.  
 ◇ : Complete Assembly Only.  
 & : Part No. requires additional components for installation.

# SPECIFIC INDEX FOR HONDA

HONDA

CAR NAME	PAGE
ACCORD	97
ACTY	98
ACURA INTEGRA	101
ACURA MDX	102
ACURA NSX	102
ACURA RL	98
ACURA RS-X	101
ACURA TL	97
AIRWAVE	98
ASCOT	97
AVANCIER	98
BEAT	98
CAPA	98
CITY	98
CIVIC	98
CONCERTO	100
CR-V	100
CR-X	100
CR-Z	100
CROSSROAD	100
DOMANI	100
EDIX	100
ELEMENT	100
ELYSION	100
FIT	100
FIT ARIA	101
FIT SHUTTLE	101
FREED	101
GRACE	101
HR-V	101
INSIGHT	101
INSPIRE	97
INTEGRA	101

CAR NAME	PAGE
JADE	101
JAZZ	98, 100
LAGREAT	102
LEGEND	98
LIFE	101
LOGO	101
MDX	102
MOBILIO	102
N BOX	102
NSX	102
ODYSSEY	102
ORTHIA	102
PARTNER	102
PRELUDE	102
RAFAGA	97
RDX	102
S-MX	102
S2000	102
SABER	97
SHUTTLE	102
SPIKE	102
STEPWGN	102
STEPWGN SPADA	103
STREAM	103
STREET	98
THAT'S	103
TODAY	103
TORNEO	103
VEZEL	103
VIGOR	97
Z	103
ZEST	103

# HONDA

Model	Year	Engine Type	Body Type	Remarks	AISIN No.	Genuine No.	
<b>ACCORD /</b>	1800	85.06-89.10	A18A	CA1	-100/ 106/ 120/ 130	<b>WPH-003</b>	19210-PH1-305
		85.06-89.10	B18A	CA2	-100/ 106/ 120/ 130	<b>WPH-023</b>	19210-PH3-305
<b>VIGOR /</b>		89.09-97.09	F18A/ B	CB1,2,CD3	-100/ 110/ 120/ 130	<b>WPH-001</b>	19200-P0A-003
<b>ASCOT /</b>		97.08-	F18B	CF3	-100/ 110/ 120/ 130	<b>WPH-001</b>	19200-P0A-003
<b>INSPIRE /</b>	2000	85.06-89.10	B20A	CA3	-100/ 106/ 120/ 130	<b>WPH-023</b>	19210-PH3-305
<b>RAFAGA /</b>		87.05-89.10	A20A	CA5	-100/ 110	<b>WPH-003</b>	19210-PH1-305
<b>SABER/</b>		88.04-90.04	A20A3	CA6	-100/ 110	<b>WPH-003</b>	19210-PH1-515
<b>ACURA TL</b>		89.09-91.05	G20A	CB5	-100 -E/ #1112103	<b>WPH-004</b>	19200-PV0-003
		89.09-93.10	F20A	CB3	-100/ 110/ 120/ 130>SOHC	<b>WPH-001</b>	19200-P0A-003
		89.09-93.10	F20A	CB3,4	-100/ 110/ 120/ 130>DOHC	<b>WPH-019</b>	19200-PT2-013
		89.09-93.10	F20A	CB4	-100/ 110/ 120/ 130>SOHC	<b>WPH-001</b>	19200-P0B-A01
		89.09-95.02	G20A	CB5	-100/ 120/ 130 E/ #1112104-	<b>WPH-004</b>	19200-P1R-003
		90.04-94.02	F20A	CB6	-100/ 110	<b>WPH-019</b>	19200-PT2-013
		92.01-97.02	G20A	CC3	-100	<b>WPH-004</b>	19200-P1R-003
		92.03-97.09	F20A	CB3,4	-700/ 710>SOHC	<b>WPH-001</b>	19200-P0B-A01
		92.03-97.09	F20A	CB3,4	-700/ 710>DOHC	<b>WPH-019</b>	19200-PT2-013
		93.09-97.09	F20B	CD4	-100/ 110/ 120/ 130	<b>WPH-001</b>	19200-P0A-003
		93.10-98.03	G20A	CE4	-100/ 110	<b>WPH-004</b>	19200-P1R-003
		95.02-98.10	G20A	UA1	-100/ 110	<b>WPH-004</b>	19200-P1R-003
		97.08-00.06	F20B	CF4	-100/ 110/ 115>2.0VTS/ LEV	<b>WPH-001</b>	19200-P0A-003
		97.08-02.10	F20B	CF4	-100/ 110>SIR,SIRT,SIR-S	—	19200-P13-003
		97.08-02.10	F20B	CF5	-100/ 110/ 115/ 120/ 130	<b>WPH-001</b>	19200-P0A-003
		99.07-00.06	F20B	CF4	-115	<b>WPH-001</b>	19200-P0A-003
		00.06-02.10	F20B	CL3	-100/ 110	<b>WPH-001</b>	19200-P0A-003
	02.10-	K20A	CL7		<b>WPH-058</b>	19200-RBB-003	
	02.10-	K20A	CL8	-100/ 105/ 110/ 500/ 505	—	19200-PRB-003	
	02.10-08.12	K20A	CL7,CL8,CM1		<b>WPH-058</b>	19200-RFE-003	
	04.10-08.12	K20A	CM1		—	19200-PRB-013	
	11.02-	R20A	CU1, CW1		—	19200-RZP-013	
	2200	91.04-94.02	F22A	CB7,9	-110/ 120/ 125/ 130	<b>WPH-001</b>	19200-P0A-003
		93.09-96.06	H22A	CD6	-100/ 110/ 120	—	19200-P13-000
		93.09-97.09	F22B	CD5	-100/ 110/ 120/ 130	<b>WPH-001</b>	19200-P0A-003
		94.02-97.09	F22B	CD7,CE1	-140/ 150/ 160	<b>WPH-001</b>	19200-P0A-003
		94.02-97.09	H22A	CD8	-140/ 150/ 160	—	19200-P13-000
		96.06-97.09	H22A	CD6,CF2	-130/ 170	—	19200-P13-003
	2300	92.03-97.09	H23A	CC4,5	-100/ 110	—	19200-P14-A00
		97.10-	F23A	CF6,CF7	-100/ 110/ 120/ 130	<b>WPH-001</b>	19200-P0A-003
		98.12-02.12	H23A	CH9,CL2	-100/ 110/ 120	—	19200-P13-003
	2400	02.10-	K24A	CL9	-100/ 105/ 110/ 500/ 505	—	19200-PRB-013
		02.10-	K24A	CM2	-100/ 105/ 110/ 300/ 305/ 310	—	19200-PRB-013
		02.10-08.12	K24A	CL9,CM2,CM3		<b>WPH-058</b>	19200-RFE-003
		02.11-	K24A	CM3	-100/ 105/ 110	—	19200-PRB-013
		03.06-	K24A	YH2		<b>WPH-054</b>	19200-RAA-A01
		03.07-04.10	K24A	CM3	-500/ 505/ 700/ 705	—	19200-PRB-013
		12.11-	K24W			<b>WPH-067</b>	19200-5A2-A01
	2500	92.01-97.02	G25A	CC2,CC3	-100	<b>WPH-004</b>	19200-P1R-003

※ : Components may slightly differ from GENUINE No.

◇ : Complete Assembly Only.

& : Part No. requires additional components for installation.

# HONDA

Model	Year	Engine Type	Body Type	Remarks	AISIN No.	Genuine No.	
<b>ACCORD / VIGOR / ASCOT /</b>	2500	93.10-98.03	G25A	CE5	-100/ 110	<b>WPH-004</b>	19200-P1R-003
		95.02-98.10	G25A	UA1,UA2	-100/ 110	<b>WPH-004</b>	19200-P1R-003
		98.10-	J25A	UA4	-100/ 110/ 120/ 130/ 140/ 150	<b>WPH-800</b>	19200-P8A-A03
<b>INSPIRE / RAFAGA /</b>	3200	95.06-98.10	G32A	UA3	-100/ 110	—	19200-P5G-004
		98.10-	J32A	UA5	-100/ 110/ 120/ 130	<b>WPH-800</b>	19200-P8A-A03
<b>SABER/ ACURA TL</b>	3500					<b>WPH-045</b>	19200-R70-A11
		07.12-	J35A	CP3		<b>WPH-045</b>	19200-RDV-J01
<b>ACTY / STREET</b>	660	90.02-99.07	E07A	HA3,4,HH3,4		—	19200-P36-000
		95.12-99.05	E07A	HA5	-100	—	19200-P36-000
		99.05-	E07Z	HA6, HA7		<b>WPH-041</b>	19210-PFB-003
		99.06-	E07Z	HH5, HH6		<b>WPH-041</b>	19210-PFB-003
<b>ACURA RL / LEGEND</b>	2000	88.10-90.10	C20A	KA5	-100/ 110	<b>WPH-008</b>	19200-PH7-003
	2700	87.02-90.12	C27A	KA3	-100/ 101/ 110/ 120	<b>WPH-008</b>	19200-PH7-003
		88.10-90.10	C27A	KA6	-100/ 110	<b>WPH-008</b>	19200-P0G-A01
	3200	90.10-92.09	C32A	KA7,KA8	-100/ 110	—	19200-PY3-010
		92.09-94.08	C32A	KA7(8)-120/ 130	$\alpha$ TR, $\alpha$ TG, $\beta$ TR,	—	19200-PY3-010
		92.09-94.08	C32A	KA7(8)-120/ 130	$\alpha$ , $\beta$ , $\beta$ 2, $\beta$ SS	—	19200-PY3-A00
		94.08-96.01	C32A	KA7-140	$\alpha$ TR,TOURIN	—	19200-PY3-010
		94.08-96.01	C32A	KA7-140 $\alpha$ , $\beta$ (2)		—	19200-PY3-A00
		94.08-96.01	C32A	KA7-140 $\alpha$ , $\beta$ (2)		—	19200-PY3-J00
		94.08-96.01	C32A	KA7-140 $\alpha$ , $\beta$ (2)		—	19200-P5G-004
		94.09-96.01	C32A	KA8-140	$\alpha$ TR	—	19200-PY3-010
	3500	94.09-96.01	C32A	KA8-140 $\beta$ , $\beta$ SS		—	19200-P5G-004
		94.09-96.01	C32A	KA8-140 $\beta$ , $\beta$ SS		—	19200-PY3-A00
		94.09-96.01	C32A	KA8-140 $\beta$ , $\beta$ SS		—	19200-PY3-J00
96.01-04.10		C35A	KA9		—	19200-P5A-004	
04.10-		J35A	KB1		<b>WPH-045</b>	19200-RDV-J01	
08.09-		J37A	KB2		<b>WPH-045</b>	19200-RDV-J01	
	14.11-	JNB	KC2		<b>WPH-045</b>	19200-RDV-J01	
<b>AIRWAVE</b>	1500	05.04-	L15A	GJ1, GJ2		<b>WPH-043</b>	19200-PWA-003
<b>AVANCIER</b>	2300	99.09-03.06	F23A	TA1, TA2	-100/ 105/ 110	<b>WPH-001</b>	19200-P0A-003
	3000	99.09-03.06	J30A	TA3, TA4	-100/ 105/ 110	<b>WPH-800</b>	19200-P8A-A02
<b>BEAT</b>	660	91.05-96.01	E07A	PP1	-100/ 110	—	19200-P36-000
<b>CAPA</b>	1500	98.04-02.03	D15B	GA4	-100/ 120/ 130	<b>WPH-011A</b>	19200-P2A-004
		99.09-02.03	D15B	GA6	-100/ 110	<b>WPH-011A</b>	19200-P2A-004
<b>CITY / JAZZ</b>	1200	86.09-88.09	D12A	GA1	-100	—	19200-PJ7-003
		88.10-94.06	D12A	GA1	-100	—	19200-PJ7-J01
	1300	88.10-94.06	D13C	GA2	-100	—	19200-PJ7-J01
<b>CIVIC</b>	1300	16.-				—	19200-RDF-A01
		87.09-91.08	D13B	EF1,EY2	-100/ 110/ 120/ 130	<b>WPH-002</b>	19200-P01-004
		89.08-92.10	D13B	EF1	-320/ 330/ 520/ 530	<b>WPH-002</b>	19200-P01-003
		89.08-97.02	D13B	EY2	-200/ 210/ 220/ 230	<b>WPH-002</b>	19200-P01-003
		91.08-95.09	D13B	EG3,EG7	-100/ 110/ 120/ 130	<b>WPH-002</b>	19200-P01-004
		95.08-00.09	D13B	EK2	-100/ 110/ 120/ 130/ 140	<b>WPH-011A</b>	19200-P2A-003
		00.12-02.04	LDA	ES9			—
05.05-	LDA	FD3			—	19200-RMX-003	

※ : Components may slightly differ from GENUINE No.

◇ : Complete Assembly Only.

& : Part No. requires additional components for installation.

# HONDA

Model	Year	Engine Type	Body Type	Remarks	AISIN No.	Genuine No.	
<b>CIVIC</b>	1500	87.09-89.09	D15B	EF4	-100/ 110/ 300/ 310	<b>WPH-002</b>	19200-P01-003
		87.09-91.08	D15B	EF2	-100/ 110/ 120/ 130	<b>WPH-002</b>	19200-P01-004
		87.09-91.08	D15B	EF2	-300/ 310/ 320/ 330	<b>WPH-002</b>	19200-P01-003
		87.09-97.02	D15B	EF2	-500/ 510/ 520/ 530/ 540/ 550	<b>WPH-002</b>	19200-P01-004
		91.08-95.09	D15B	EG4-100,110,120	130ETI,VTI	<b>WPH-006</b>	19200-P08-004
		91.08-95.09	D15B	EG4-100,110,120	130ML,MX	<b>WPH-002</b>	19200-P01-003
		91.08-95.09	D15B	EG8-	130EXCEPT(PFI)	<b>WPH-002</b>	19200-P01-003
		91.08-95.09	D15B	EG8-100,110,120	130PFI	<b>WPH-006</b>	19200-P08-004
		92.10-97.02	D15B	EY4-	-100/ 110	<b>WPH-002</b>	19200-P01-003
		95.08-00.09	D15B	EK3-100,110,120	130/ 140/ 150RI	<b>WPH-011A</b>	19200-P2A-003
		95.08-00.09	D15B	EK3-100,110,120	130/ 140/ 150VTI	<b>WPH-046</b>	19200-P2J-005
		95.08-00.09	D15B	EK3-300,310,320	330/ 350VI,VTIS	<b>WPH-046</b>	19200-P2J-005
		95.08-00.09	D15B	EK3-300,310,320	330/ 340MI,ML,ML2	<b>WPH-011A</b>	19200-P2A-003
		00.09-03.09	D15B	EU1	-100/ 110/ 120/ 130/ 140	—	19200-PL E-005
		00.09-03.09	D15B	EU2	-100/ 110/ 120	—	19200-PL E-003
		00.09-05.09	D15B	ES1,ES2		—	19200-PL E-005
		01.12-03.09	D15B	EU1	-800/ 810/ 820/ 830	—	19200-PL E-005
	01.12-03.09	D15B	EU2	-800/ 810	—	19200-PL E-003	
	1600	87.09-91.08	ZC	EF3,EF5	-100/ 110/ 120/ 130	<b>WPH-002</b>	19200-P01-004
		87.09-92.10	ZC	EF3	-500/ 510/ 520/ 530	<b>WPH-002</b>	19200-P01-004
		87.09-97.02	ZC	EF5	-300/ 310/ 320/ 330/ 340/ 350	<b>WPH-002</b>	19200-P01-004
		89.09-91.09	B16A	EF9	-100/ 110	—	19200-P30-003
		91.08-95.09	B16A	EG6,EG9	-100/ 110/ 120/ 130	—	19200-P30-003
		91.08-95.09	ZC	EH1	-100/ 110/ 120/ 130	<b>WPH-002</b>	19200-P01-004
		92.05-95.09	ZC	EG5	-100	<b>WPH-002</b>	19200-P01-003
		92.10-97.02	ZC	EY5	-100/ 110	<b>WPH-002</b>	19200-P01-004
		93.02-96.12	D16A	EJ1	-130/ 140/ 150	<b>WPH-006</b>	19200-P08-003
		93.09-95.09	ZC	EJ3	-100/ 110	<b>WPH-006</b>	19200-P08-004
		95.08-00.09	B16A	EK4	-100/ 110/ 120/ 130/ 140	—	19200-P72-013
		95.08-00.09	D16A	EK5	-100/ 110/ 120/ 130/ 140	<b>WPH-011A</b>	19200-P2A-004
		96.01-96.12	D16A	EJ7	-160	<b>WPH-011A</b>	19200-P2A-004
		97.01-98.08	D16A	EK8	-100/ 110	<b>WPH-011A</b>	19200-P2A-004
		97.07-00.09	B16B	EK9	-100/ 110/ 120	—	19200-P72-013
1700	91.05-	D15B	EU3	-800/ 810/ 820/ 830	—	19200-PL E-005	
	91.05-05.09	D17A	EU3, EU4		—	19200-PL C-003	
	99.02-01.01	D17A	EN1	-110/ 190	<b>WPH-011A</b>	19200-P2A-A01	
	00.09-	D15B	EU3	-100/ 110/ 120/ 130/ 140	—	19200-PL E-005	
	00.09-	D15B	EU4	-100/ 110/ 120/ 130/ 140	—	19200-PL E-003	
	00.09-05.09	D17A	ES3	-100/ 110/ 120/ 130/ 140	—	19200-PL E-005	
	01.01-05.05	D17A	EN2	-100/ 110/ 120	<b>WPH-044</b>	19200-PL M-A01	
	01.05-	D17A	ES3	-800/ 810/ 820/ 840	—	19200-PL C-003	
	01.12-	D15B	EU4	-800/ 810/ 820/ 830	—	19200-PL E-003	
	03.09-05.09	D17A	ET2		—	19200-PL C-003	
1800	05.09-	R18A	FD1		—	19200-RNA-A02	
2000	00.09-	K20A	EP3	-100/ 110/ 120/ 130	—	19200-PRB-A01	
	06.04-	K20A	FD2		<b>WPH-058</b>	19200-RFE-003	

※ : Components may slightly differ from GENUINE No.

◇ : Complete Assembly Only.

& : Part No. requires additional components for installation.

# HONDA

Model	Year	Engine Type	Body Type	Remarks	AISIN No.	Genuine No.	
<b>CIVIC</b>	2000	07.03-	K20A	FD2		—	19200-RBC-013
	2400	11.11-	K24A	FB		<b>WPH-065</b>	19200-RX0-A01
<b>CONCERTO</b>	1500	88.06-92.09	D15B	MA1	-100/ 110/ 120	<b>WPH-002</b>	19200-P01-004
	1600	88.06-92.09	ZC	MA2,MA3	-100/ 110/ 120/ 300/ 310/ 320	<b>WPH-002</b>	19200-P01-004
<b>CR-V</b>	2000	95.10-98.12	B20B	RD1	-100/ 120	<b>WPH-047</b>	19200-P75-003
		96.09-01.08	B20B	RD1	-500/ 510/ 520/ 530	<b>WPH-047</b>	19200-P75-003
		98.12-01.08	B20B	RD2	-500/ 510	<b>WPH-047</b>	19200-P75-003
		01.08-04.09	K20A	RD4, RD5	-100/ 110/ 120/ 125	<b>WPH-060</b>	19200-PNA-003
		04.09-06.09	K24A	RD6, RD7	-100	<b>WPH-060</b>	19200-PNA-003
	2400	11.11-	R20A	RM1		<b>WPH-064</b>	19200-R1P-U01
		11.11-	K24A	RM4		<b>WPH-065</b>	19200-RX0-A01
		11.11-14.11	K24Z			<b>WPH-066</b>	19200-R5A-A01
	14.11-	K24Z	RM1,3,4		—	19200-5LA-A01	
<b>CR-X</b>	1500	87.09-92.02	D15B	EF6	100/ 110/ 120/ 130	<b>WPH-002</b>	19200-P01-004
		92.02-95.09	D15B	EG1	100/ 110/ 120/ 130	<b>WPH-006</b>	19200-P08-003
	1600	87.09-92.02	ZC	EF7	100/ 110/ 120/ 130	<b>WPH-002</b>	19200-P01-004
		89.09-92.02	B16A	EF8	100/ 110	—	19200-P30-003
		92.02-95.09	B16A	EG2	-100/ 110/ 120	—	19200-P30-003
		95.09-99.08	B16A	EG2	-130	—	19200-P72-013
	95.09-99.08	D16A	EJ4	-100	<b>WPH-011A</b>	19200-P2A-003	
<b>CR-Z</b>	1500	10.02-16.12	LEA	ZF1		—	19200-RBJ-003
<b>CROSSROAD</b>	1800	07.02-	R18A	RT1,RT2		—	19200-RNA-A02
	2000	07.02-	R20A	RT3, RT4		—	19200-RZP-013
<b>DOMANI</b>	1500	94.02-95.09	D15B	MA7	-100	<b>WPH-006</b>	19200-P08-004
		95.09-98.03	D15B	MA7	-110	<b>WPH-006</b>	19200-P1G-E02
		97.01-00.08	D15B	MB3	-100/ 110/ 120/ 130	<b>WPH-011A</b>	19200-P2A-004
	1600	92.10-95.09	ZC	MA4	-100/ 110>VI	<b>WPH-006</b>	19200-P08-004
		92.10-95.09	ZC	MA4,MA6	-100/ 110>RI,RI-1	<b>WPH-002</b>	19200-P01-004
		95.09-98.03	ZC	MA4,MA6	-120	<b>WPH-011A</b>	19200-P2A-004
		97.01-00.08	D16A	MB4,MB5	-100/ 110/ 120/ 130	<b>WPH-011A</b>	19200-P2A-004
	1800	92.10-95.09	B18B	MA5	-100/ 110	<b>WPH-005</b>	19200-PR4-013
95.09-98.03		B18B	MA5	-120	<b>WPH-047</b>	19200-P75-003	
<b>EDIX</b>	2000	04.07-	K20A	BE3, BE4		<b>WPH-060</b>	19200-PNA-003
	2400	06.12-	K24A	BE8		<b>WPH-058</b>	19200-RFE-003
<b>ELEMENT</b>	2400	03.04-	K24A	YH2		<b>WPH-054</b>	19200-RAA-A01
<b>ELYSION</b>	2400	04.05-	K24A	RR1, RR2		<b>WPH-058</b>	19200-RFE-003
	3000	04.05-	J30A	RR3, RR4		<b>WPH-045</b>	19200-RDV-J01
	3500	07.01-	J35A	RR5, RR6		<b>WPH-045</b>	19200-RDV-J01
<b>FIT / JAZZ</b>	1300	01.06-07.10	L13A	GD1, GD2		<b>WPH-043</b>	19200-PWA-003
		07.10-13.09	L13A	GE6, GE7		<b>WPH-062</b>	19200-RB0-003
		10.10-13.09	LDA	GP1		—	19200-RBJ-003
		17.06-	L13B	GK3,4		—	19200-5R0-003
	1500	02.09-07.10	L15A	GD3, GD4		<b>WPH-043</b>	19200-PWA-003
		02.12-	L15A	GD8,GD9	-100/ 110/ 120	<b>WPH-043</b>	19200-PWA-003
		07.10-13.09	L15A	GE8, GE9		<b>WPH-062</b>	19200-RB0-003
	12.05-13.09	LEA	GP4		—	19200-RBJ-003	

※ : Components may slightly differ from GENUINE No.

◇ : Complete Assembly Only.

& : Part No. requires additional components for installation.

# HONDA

Model	Year	Engine Type	Body Type	Remarks	AISIN No.	Genuine No.
<b>FIT / JAZZ</b>	1500	13.09-	LEB	GP5,6	—	19200-5K0-A01
		17.06-	L15B	GK5,6	—	19200-5R0-003
<b>FIT ARIA</b>	1300	01.06-07.10	L13A	GD6, GD7	<b>WPH-043</b>	19200-PWA-003
	1500	02.10-09.02	L15A	GD8, GD9	<b>WPH-043</b>	19200-PWA-003
<b>FIT SHUTTLE</b>	1300	11.06-	LDA	GP2	—	19200-RBJ-003
	1500	11.06-	L15A	GG7, GG8	<b>WPH-062</b>	19200-RB0-003
<b>FREED</b>	1500	11.10-	LEA	GP3	—	19200-RBJ-003
<b>GRACE</b>	1500	14.12-	LEB	GM4,5	—	19200-5K0-A01
		17.07-	L15B	GM6,9	—	19200-5R0-003
<b>HR-V</b>	1600	98.09-05.09	D16A	GH1, 2, 3, 4		<b>WPH-011A</b> 19200-P2A-003
		98.09-05.09	D16A	GH1,GH2	-100/ 110/ 120	<b>WPH-011A</b> 19200-P2A-004
		99.07-05.09	D16A	GH3,GH4	-100/ 110	<b>WPH-011A</b> 19200-P2A-004
	1800	16.-	R18Z9	RU5		— 19200-51B-H01
<b>INSIGHT</b>	1000	99.11-04.09	ECAMF2	ZE1	-100/ 110/ 115/ 120/ 130/ 135	— 19200-PHM-010
		04.09-	ECAMF2	ZE1		— 19200-PHM-010
	1300	09.01-14.03	LDA	ZE2		— 19200-RBJ-003
	1500	11.11-14.03	LEA	ZE3		— 19200-RBJ-003
<b>INTEGRA / ACURA INTEGRA / ACURA RS-X</b>	1500	86.10-89.05	EW	DA2	-0.909091	<b>WPH-010</b> 19200-PE0-515
		96.02-00.08	D15B	EK3-500,510,520	521/ 530/ 540>EXI,LXI	<b>WPH-011A</b> 19200-P2A-003
		96.02-00.08	D15B	EK3-500,510,520	521/ 530/ 550>VXI	<b>WPH-046</b> 19200-P2J-005
	1600	85.02-89.05	ZC	AV	-100/ 110/ 120/ 130	<b>WPH-013</b> 19200-PG6-405
		85.11-89.05	ZC	DA1	-100/ 110/ 120	<b>WPH-013</b> 19200-PG6-405
		89.04-93.05	B16A	DA6		— 19200-P30-003
		89.04-93.05	ZC	DA5		<b>WPH-002</b> 19200-P01-004
		89.04-93.07	B16A	DA8		— 19200-P30-003
		89.04-93.07	ZC	DA7		<b>WPH-002</b> 19200-P01-003
		93.05-95.10	ZC	DB6,9,DC1	-100	<b>WPH-002</b> 19200-P01-004
	1800	95.10-00.09	ZC	DB6,DB9,DC1	-110/ 120/ 130/ 140	<b>WPH-011A</b> 19200-P2A-004
		91.10-93.07	B18B	DB1	-100/ 110	<b>WPH-005</b> 19200-PR4-013
		93.05-95.10	B18C	DC2,DB8	-100	— 19200-P72-003
		93.07-95.09	B18B	DB7	-100	<b>WPH-005</b> 19200-PR4-013
2000	95.10-00.09	B18C	DB8,DC2	-110/ 120/ 130/ 140	— 19200-P72-013	
	01.07-	K20A	DC5		— 19200-PRB-A01	
01.07-	K20A	DC5		<b>WPH-060</b> 19200-PNA-003		
<b>JADE</b>	1500	15.02-	L15B	FR5	—	19200-59B-003
		15.02-	LEB	FR4	—	19200-5K0-A01
<b>LIFE</b>	660	97.05-98.10	E07A	JA4	-500	— 19200-P36-000
		98.10-01.05	E07Z	JB1,JB2	-100/ 200/ 300/ 400/ 500	<b>WPH-041</b> 19210-PFB-003
		00.12-03.09	E07Z	JB3,JB4	-100/ 120	<b>WPH-041</b> 19210-PFB-003
		01.01-	E07Z	JB1,JB2	-510/ 520/ 530/ 540	<b>WPH-041</b> 19210-PFB-003
		03.09-08.11	P07A	JB5,JB6,JB7,JB8	-100/ 110/ 120/ 400/ 410/ 430	— 19210-PGA-000
		03.09-08.11	P07A	JB5,JB6,JB7,JB8	-100/ 110/ 120/ 400/ 410/ 420	<b>WPH-057</b> 19210-RGA-000
		03.11-	P07A	JB5,JB6	-800/ 810	— 19210-PGA-000
		03.11-	P07A	JB5,JB6	-800/ 810	<b>WPH-057</b> 19210-RGA-000
08.11-	P07A	JC2		<b>WPH-057</b> 19210-RGA-010		
<b>LOGO</b>	1300	96.09-01.06	D13B	GA3	<b>WPH-011A</b>	19200-P2A-003

※ : Components may slightly differ from GENUINE No.

◇ : Complete Assembly Only.

& : Part No. requires additional components for installation.

# HONDA

Model	Year	Engine Type	Body Type	Remarks	AISIN No.	Genuine No.
<b>LOGO</b>	1300	96.09-01.06	D13B	GA3, GA5	—	19200-P7A-003
		98.11-01.06	D13B	GA3	-120/ 130>TS	<b>WPH-011A</b> 19200-P2A-004
<b>MDX / ACURA MDX</b>	3500	03.02-	J35A	YD1		<b>WPH-045</b> 19200-RCA-A01
<b>MOBILIO / SPIKE</b>	1500	01.12-09.12	L15A	GK1, GK2		<b>WPH-043</b> 19200-PWA-003
<b>N BOX</b>	660	11.12-	S07A	JF1,JF2		— 19210-R9G-003
<b>NSX / ACURA NSX</b>	3000	90.10-	C30A	NA1	100/ 110/ 120/ 130/ 140/ 170/ 190/ 195/ 200	— 19200-PR7-A01
	3200	97.02-	C32B	NA2	100/ 110/ 130/ 140/ 150/ 155/ 200	— 19200-PR7-A03
	3500	17.02-	JNC	NC1		— 06191-58G-A00
<b>ODYSSEY / LAGREAT</b>	3500	99.06-04.01	J35A	RL1	-100/ 120/ 130/ 140/ 150	<b>WPH-800</b> 19200-P8A-A03
<b>ODYSSEY / SHUTTLE</b>	2200	94.09-97.09	F22B	RA1, RA2		<b>WPH-001</b> 19200-P0A-003
	2400	03.10-08.10	K24A	RB1, RB2		<b>WPH-058</b> 19200-RFE-003
		13.11-	K24W	RC1,2		<b>WPH-067</b> 19200-5A2-A01
	3000	97.10-00.01	J30A	RA5		<b>WPH-800</b> 19200-P8A-A02
00.01-03.10		J30A	RA8, RA9		<b>WPH-800</b> 19200-P8A-A02	
<b>ORTHIA</b>	1800	96.02-99.06	B18B	EL1	-100/ 110/ 120	<b>WPH-047</b> 19200-P75-003
	2000	96.02-02.01	B20B	EL2, EL3		<b>WPH-047</b> 19200-P75-003
<b>PARTNER</b>	1300	96.02-03.09	D13B	EY6	-100/ 110/ 120/ 130	<b>WPH-011A</b> 19200-P2A-003
	1500	96.02-06.03	D15B	EY7	-100/ 110/ 120/ 130/ 135/ 140	<b>WPH-011A</b> 19200-P2A-004
		06.02-	L15A	GJ3, GJ4		<b>WPH-043</b> 19200-PWA-003
	1600	96.02-06.03	D16A	EY8	-100/ 110/ 120/ 130	<b>WPH-011A</b> 19200-P2A-004
97.02-99.05		D16A	EY9	-100/ 110	<b>WPH-011A</b> 19200-P2A-004	
<b>PRELUDE</b>	2000	87.04-91.09	B20A	BA4	-100/ 110/ 120/ 130PFI	<b>WPH-016</b> 19210-PK2-305
		87.04-91.09	B20A	BA4-100,110,120	130 EXCEPT(PFI)	<b>WPH-023</b> 19210-PH3-305
		87.04-91.09	B20A	BA5	-100/ 110/ 120/ 130PFI	<b>WPH-016</b> 19210-PK2-305
		87.04-91.09	B20A	BA5-100,110,120	130 EXCEPT(PFI)	<b>WPH-023</b> 19210-PH3-305
	2100	90.10-91.09	B21A	BA7	-100	<b>WPH-016</b> 19210-PK2-305
	2200	91.09-95.09	F22B	BA8,BA9	-100/ 110/ 120/ 130	<b>WPH-019</b> 19200-PT2-013
		91.09-95.09	H22A	BB1,BB4	-100/ 110/ 120/ 130	— 19200-P13-000
		95.09-98.03	F22B	BA8,BA9	-140	— 19200-P39-003
		95.09-98.03	H22A	BB1,BB4	-140	— 19200-P13-003
		96.10-00.08	F22B	BB5	-100/ 110/ 120/ 130>SI	— 19200-P39-003
		96.10-00.08	F22B	BB5,7	-100/ 110/ 120/ 130>XI	<b>WPH-001</b> 19200-P0A-003
96.10-00.08		H22A	BB6,8		— 19200-P13-003	
<b>RDX</b>	2300	06.-12.	K23A	TB1	—	19200-RWC-A01
<b>S-MX</b>	2000	96.11-02.01	B20B	RH1	-100/ 110/ 130	<b>WPH-047</b> 19200-P75-003
		96.11-02.01	B20B	RH2	-100/ 110/ 130/ 140 4WD	<b>WPH-047</b> 19200-P75-003
<b>S2000</b>	2000	99.04-09.08	F20C	AP1, AP2		— 19210-PCX-003
	2200	05.11-09.08	F22C	AP2		— 19210-PCX-003
<b>STEPWGN</b>	1500	15.04-	L15B	RP1,2,3,4		— 19200-59B-003
	2000	96.04-01.04	B20B	RF1, RF2		<b>WPH-047</b> 19200-P75-003
		01.04-05.05	K20A	RF3, RF4		<b>WPH-060</b> 19200-PNA-003
		05.05-	K20A	RG1, RG2		<b>WPH-058</b> 19200-RTA-003
		05.05-09.10	K20A	RG1, RG2		<b>WPH-058</b> 19200-RFE-003
	09.10-	R20A	RK1, RK2		— 19200-RZP-013	

※ : Components may slightly differ from GENUINE No.

◇ : Complete Assembly Only.

& : Part No. requires additional components for installation.

# HONDA

Model	Year	Engine Type	Body Type	Remarks	AISIN No.	Genuine No.	
<b>STEPWGN</b>	2000	12.04-	R20A	RK1, RK2		<b>WPH-064</b>	19200-R1P-U01
	2400	03.06-05.05	K24A	RF7, RF8		<b>WPH-060</b>	19200-PNA-003
		05.05-09.09	K24A	RG3, RG4		<b>WPH-058</b>	19200-RFE-003
<b>STEPWGN SPADA</b>	2000	03.06-05.05	K20A	RF5, RF6		<b>WPH-060</b>	19200-PNA-003
		09.10-	R20A	RK5, RK6		—	19200-RZP-013
<b>STREAM</b>	1700	00.10-06.07	D17A	RN1		—	19200-PLC-003
		00.10-06.07	D17A	RN2		—	19200-PLC-003
		03.12-06.07	K20B	RN5		—	19200-PND-003
	1800	06.07-	R18A	RN6,7		—	19200-RNA-A02
	2000	00.10-06.07	K20A	RN3,4		<b>WPH-060</b>	19200-PNA-003
		06.07-	R20A	RN8, RN9		—	19200-RZP-013
<b>THAT'S</b>	660	00.02-07.07	E07Z	JD1, JD2	-100/ 110/ 200/ 210	<b>WPH-041</b>	19210-PFB-003
		02.12-07.07	E07Z	JD1	-800/ 820/ 830/ 840	<b>WPH-041</b>	19210-PFB-003
<b>TODAY</b>	660	90.02-	E07A	JW3, JW4		—	19200-P36-000
		93.01-98.10	E07A	JA4, JA5		—	19200-P36-000
<b>TORNEO</b>	1800	97.08-02.10	F18B	CF3	-100/ 110/ 120/ 130	<b>WPH-001</b>	19200-P0A-003
	2000	97.08-00.06	F20B	CF4-100,110	SIR,SIRT,SIR-S	—	19200-P13-003
		97.08-00.08	F20B	CF4-100,110,115	2.0VTS, 2.0LEV	<b>WPH-001</b>	19200-P0A-003
		97.08-02.10	F20B	CF4		—	19200-P13-003
		97.08-02.10	F20B	CF5	-100/ 110/ 115/ 120/ 130	<b>WPH-001</b>	19200-P0A-003
		99.07-00.06	F20B	CF4		<b>WPH-001</b>	19200-P0A-003
		00.06-02.10	F20B	CL3	-100/ 110	—	19200-P13-003
		00.06-02.10	F20B	CL3		<b>WPH-001</b>	19200-P0A-003
	2200	00.06-02.10	F20B	CL1	-100/ 110	<b>WPH-001</b>	19200-P0A-003
<b>VEZEL</b>	1500	13.12-	L15B	RU1,2		—	19200-5R0-003
		13.12-	LEB	RU3,4		—	19200-5K0-A01
<b>Z</b>	660	98.10-02.01	E07Z	PA1	-100	<b>WPH-041</b>	19210-PFB-003
<b>ZEST</b>	660	06.03-	P07A	JE1, JE2		<b>WPH-057</b>	19210-RGA-010

HONDA

※ : Components may slightly differ from GENUINE No.  
 ◇ : Complete Assembly Only.  
 & : Part No. requires additional components for installation.

# SPECIFIC INDEX FOR ISUZU

CAR NAME	PAGE
AMIGO	107
ASKA	105
BIG HORN	109
C-series	105
COMO	105
D-MAX	105
ELF	107
F-series	105
FARGO	106
FASTER	107
FILLY	107
FLORIAN ASKA	105
FORWARD	105
GEMINET	107
GEMINI	107

CAR NAME	PAGE
GIGA	105
IMPULSE	109
MU	107
MU-X	107
N-series	107
OPEL FRONTERA	107, 109, 110
PA-NERO	109
PANTHER	109
PIAZZA	109
PICKUP	109
RODEO	107
TRAGA	109
TROOPER	109
VehiCROSS	110
WIZARD	110

# ISUZU

Model	Year	Engine Type	Body Type	Remarks	AISIN No.	Genuine No.	
<b>ASKA / FLORIAN ASKA</b>	1800	88.03-90.05	4ZB1	JJ110		—	8-94376-849-0
		97.09-	F18B	CJ2-100,110		<b>WPH-001</b>	5-86007-713-0
	2000	87.07-90.05	4FC1T	JJ510		—	8-94459-837-0
		88.03-90.05	4ZC1	JJ120	GAS CAR	—	8-94376-849-0
		88.07-90.05	4FC1T	JJ510	W/P=w/ Gasket	—	8-94376-869-0
		90.06-93.09	EJ20	BCL, BCM		—	21111-AA002
		94.03-97.10	F20B	CJ1-100,110,120,130		<b>WPH-001</b>	5-86007-713-0
97.09-	F20B	CJ3-100,110		<b>WPH-001</b>	5-86007-713-0		
<b>C-series / GIGA</b>	06.04-		CYZ		—	8-97606-249-2	
<b>COMO</b>	2000	03.01-03.05	KA20DE	JVPE25		—	5-86136-346-0
		03.05-07.09	KA20DE	JVPE25		—	5-86136-347-0
		07.09-	QR20DE	JVRE25		—	5-86141-241-0
	2400	03.01-07.09	KA24DE	JCQGE25, JDQGE25		—	5-86135-697-0
		03.01-07.09	KA24DE	JQE25, JQGE25		—	5-86135-697-0
	2500	07.09-	QR25DE	JCSGE25, JDSGE25		—	5-86141-241-0
		07.09-	QR25DE	JSE25, JSGE25		—	5-86141-241-0
	3000	04.07-05.11	ZD30DD	JVWE25		<b>WPN-121</b>	5-86142-267-0
		05.12-07.01	ZD30DD	JCW(M)GE25, JDW(M)GE25		<b>WPN-121</b>	5-86142-267-0
		05.12-07.01	ZD30DD	JVWME25		<b>WPN-121</b>	5-86142-267-0
07.09-		ZD30DD	JCW(M)GE25, JDW(M)GE25		—	5-86140-707-0	
07.09-		ZD30DD	JVWE25, JVWME25		—	5-86140-707-0	
<b>D-MAX</b>	2500	03.06-06.	4JA1-T	TFR/ TFS		<b>WPG-021A</b>	8-97105-012-3
		12.06-	4JK1			<b>WPG-021A</b>	8-97105-012-5
	3000	03.06-06.	4JH1-TC	TFR/ TFS		<b>WPG-021A</b>	8-97105-012-3
		03.07-06.09	4JJ1			<b>WPG-021A</b>	8-97105-012-3
		07.10-	4JJ1			—	8-97312-147-3
		12.06-	4JJ1			<b>WPG-021A</b>	8-97105-012-5
	3500	03.06-06.	6VE1			—	8-97167-554-0
	<b>F-series / FORWARD / GIGA</b>	11.03-11.04-11.11-		FRR/ FTR		<b>WPG-027</b>	8-97363-478-0
			FVM/ FVZ/ FVR		—	1-87310-974-0	
			FTR			—	8-L7363-478-0
2600		89.04-93.10	4ZE1	UCS17		—	8-97081-623-0
2800		90.07-93.10	4JB1	UCS55		<b>WPG-021A</b>	8-97105-012-0
3100		93.10-98.07	4JG2	UCS69		<b>WPG-021A</b>	8-97105-012-0
7100		90.04-94.02	6HE1	FSR32SB	W/O LONG BODY FREEZER	—	8-94396-626-1
		90.04-94.02	6HE1	FSR32SB	LONG BODY FREEZER	—	8-94396-700-0
		90.04-94.02	6HE1	FSR32SB	SHORT BODY	—	8-94395-656-1
		94.02-94.12	6HE1	FSR32T1		—	8-94395-414-0
		94.02-94.12	6HE1	FSR32T1		—	8-94391-416-0
		95.01-	6HE1	FSR32T1		—	8-94395-417-2
		95.02-96.10	6HE1	FSR32T2	TURBO	—	8-91395-417-2
		96.11-99.04	6HE1	FSR32T2/ T4	TURBO	—	8-94391-059-4
7200		90.04-	6HE1	NRR32		—	8-94395-656-2
7800		99.02-	6HK1	FRR34		—	8-94395-656-6
8200		95.02-96.09	6HH1	FRR33P2G		—	8-94395-654-2
		95.02-96.10	6HH1	FRR33P2G	A/ T	—	8-94395-657-1

※ : Components may slightly differ from GENUINE No.

◇ : Complete Assembly Only.

& : Part No. requires additional components for installation.

# ISUZU

Model	Year	Engine Type	Body Type	Remarks	AISIN No.	Genuine No.	
<b>F-series / FORWARD / GIGA</b>	8200	95.02-99.01	6HH1	FRR33P2G	M/T	—	8-94395-656-3
		96.10-99.01	6HH1	FRR33P4/ P2G/ C3S/ T4	A/T	—	8-94395-657-5
		96.11-99.01	6HH1	FRR33P4/ C3S/ T4		—	8-94391-058-2
		96.11-99.01	6HH1	FRR33P4/ C3S/ T4	M/T	—	8-94395-656-5
		97.02-99.04	6HH1-S	FRS33E4/ H4		—	8-94395-656-1
		99.01-	6HH1	FRR33P2G		—	8-94391-058-2
		99.02-99.04	6HH1	FRR33P4/ C3S/ T4		—	8-94395-656-3
		99.04-	6HH1	FRR33P4/ T4	ABS A/T	—	8-94391-670-5
		99.04-	6HH1	FRR33P4/ T4	ABS M/T	—	8-94395-656-3
		99.04-99.06	6HH1	FRR33P4/ T4		—	8-97392-818-2
	99.07-	6HH1	FRR33P4/ T4		—	8-97392-819-5	
<b>FARGO</b>	2000	85.12-88.02	4ZC 1	WFR12DV		—	8-94155-065-0
		85.12-90.12	4FC 1	WFS51	TURBO	<b>WPG-003</b>	8-94471-470-0
		88.03-88.11	4ZC 1	WFR12DV/ FV/ FVH		—	8-97021-775-0
		88.08-89.12	4ZC 1	NFR12DT		—	8-94376-850-0
		88.11-89.11	4ZC 1	WFR12DV/ FV/ FVH		—	8-94376-850-0
		89.12-93.07	4ZC 1	WFR12DV		—	8-97084-505-0
		90.01-94.06	4ZC 1	NFR12DT		—	8-97084-505-0
		93.07-95.08	4ZC 1	WFR12DV/ FV/ FVH		—	8-97084-505-0
		96.06-99.06	NA20S	JVTGE24		<b>WPN-056</b>	5-86132-944-0
		01.02-	KA20DE	JVPE24, JVPGE24		<b>WPN-056</b>	5-86132-944-0
	2200	83.10-88.11	4FD1	WFR53, WFS53		<b>WPG-003</b>	8-94471-469-0
	2400	87.10-95.08	4FG 1	WFR62, WFS62		<b>WPG-003</b>	8-94471-470-0
		88.08-94.06	4FG 1	NFR62DT, NFS62DT		<b>WPG-003</b>	8-94471-470-0
		99.06-01.02	KA24DE	JCQGE24		<b>WPN-059</b>	5-86144-817-0
		01.02-	KA24DE	JCQGE24		—	5-86135-594-0
	2700	95.08-97.05	TD27	JARE24		—	5-86120-639-0
		95.08-97.05	TD27	JARME24		—	5-86140-560-0
		95.08-97.05	TD27	JVR(G)E24,JCRGE24	LT	—	5-86120-639-0
		95.08-97.05	TD27	JVRMGE24		—	5-86140-560-0
		95.08-99.06	TD27	JKRGE24		—	5-86120-639-0
		95.08-99.06	TD27	JKRMGE24		—	5-86140-560-0
		96.08-	TD27	JVRME24		<b>WPN-101</b>	5-86144-815-0
		96.08-97.05	TD27	JCRMGE24		—	5-86140-560-0
		96.08-97.05	TD27	JDR(M)GE24,JVGE24		—	5-86120-639-0
		96.08-97.05	TD27	JVRE24, JVRGE24	LD	—	5-86140-560-0
		96.12-97.05	TD27	JVRGE24, JVRME24		—	5-86140-560-0
		96.12-97.05	TD27TI	JARME24,JCR(M)GE24		—	5-86140-560-0
		97.05-97.05	TD27TI	JARE24, JKRGE24		<b>WPN-101</b>	5-86144-815-0
	3000	95.08-	VG30E	JFEGE24,JCEGE24	Ambulance	<b>WPN-052</b>	5-86129-016-0
		99.08-02.03	ZD30	JATE50,JATWE50		<b>WPN-112</b>	5-86140-574-0
	3200	96.08-	QD32	JCWGE24		—	5-86133-439-0
		96.08-97.03	QD32	JVWMGE24		—	5-86135-543-0
96.08-97.05		QD32	JVWE24		—	5-86133-439-0	
96.08-97.05		QD32	JVWMGE24		—	5-86140-560-0	
97.05-		QD32	JCWMBE24		—	5-86135-399-0	

※ : Components may slightly differ from GENUINE No.

◇ : Complete Assembly Only.

& : Part No. requires additional components for installation.

# ISUZU

Model	Year	Engine Type	Body Type	Remarks	AISIN No.	Genuine No.	
<b>FARGO</b>	3200	97.05-	QD32	JTWGE24		—	5-86116-066-0
		97.05-	QD32	JVWE24		—	5-86123-819-0
		97.05-	QD32	JVWGE24		<b>WPN-101</b>	5-86144-815-0
		97.05-96.12	QD32	JVWMGE24		—	5-86135-399-0
		97.05-99.06	QD32	JCWBE24,JCW(M)GE24,JDWGE24		—	5-86133-439-0
		97.05-99.06	QD32	JTWGE24, JVWGE24, JVWME24		—	5-86133-439-0
		97.07-	QD32	JAVE50, JAVWE50		<b>WPN-098</b>	5-86140-575-0
		99.06-	QD32	JCWME24		—	5-86135-399-0
		99.06-	QD32	JVWGE24		<b>WPN-101</b>	5-86144-815-0
	3300	98.10-02.03	VG33	JALE50, JALWE50		<b>WPN-085</b>	5-86144-816-0
3500	00.09-	VQ35	JAPE50, JAWWE50		<b>WPN-070</b>	5-86127-057-0	
<b>FASTER / RODEO</b>	2000	80.10-88.05	C190	KBD21,22,26,40,41,46	W/ P=kit	—	5-87810-140-2
		80.10-88.05	C190	KBD21,22,26,40,41,46		<b>WPG-004</b>	8-94376-837-0
		82.12-88.05	C223.T	KBD22,27,42,47	W/ P=kit	—	5-87810-140-2
		82.12-88.05	C223.T	KBD22,27,42,47		<b>WPG-004</b>	8-94376-837-0
<b>FILLY</b>	3000	99.08-	ZD30DT	JATE50, JATWE50		<b>WPN-112</b>	5-86140-574-0
	3200	99.03-99.08	QD32ET	JAVE50, JAVWE50		<b>WPN-098</b>	5-86140-575-0
	3300	99.06-00.08	VG33E	JALE50, JALWE50		<b>WPN-085</b>	5-86144-816-0
	3500	00.08-	VQ35DE	JAPE50, JAPWE50		<b>WPN-070</b>	5-86127-057-0
<b>GEMINET</b>	1600	88.09-94.03	EA71	AP8,AP9		—	21110-AA121
<b>GEMINI</b>	1500	85.05-90.02	4XC1T	JT150	W/ P=w/ o Gasket	<b>WPG-020</b>	8-94109-591-0
		85.11-89.05	4EC1T	JT600	W/ P=w/ o Gasket	—	8-94124-093-4
		89.01-90.02	4EC1T	JT150	W/ P=w/ Gasket	—	8-94376-866-0
		89.01-90.02	4XC1T	JT150	W/ P=w/ o Gasket	—	8-94376-866-0
		89.06-90.02	4EC1T	JT600	W/ P=w/ o Gasket	—	8-97101-319-0
		90.02-93.09	4XC1	JT151F		—	8-97031-472-0
		95.02-95.10	D15B	MJ3-100		<b>WPH-006</b>	5-86003-639-0
		95.10-98.03	D15B	MJ3-110		—	5-86008-903-0
		97.01-	D15B	MJ4-100,110,120		<b>WPH-011A</b>	5-86008-905-0
	1600	88.03-89.04	4XE1	JT190		—	8-94437-048-0
		89.05-90.02	4XE1	JT190		—	8-94360-200-0
		90.02-93.09	4XE1	JT191F		—	8-97031-473-0
		90.02-93.09	4XE1T	JT191S	TURBO	—	8-97031-473-0
		93.09-95.10	ZC	MJ1-100,110	CC	<b>WPH-002</b>	5-86003-638-0
		93.09-95.10	ZC	MJ1-100,110	GG	<b>WPH-006</b>	5-86003-639-0
		93.09-95.10	ZC	MJ2-100,110	W/ P=KEIHIN Made	<b>WPH-002</b>	5-86003-637-0
		93.09-95.10	ZC	MJ2-100,110	W/ P=YAMADA Made	<b>WPH-002</b>	5-86003-638-0
		95.10-98.03	ZC	MJ1/ MJ2-120	W/ P=YAMADA Made	<b>WPH-011A</b>	5-86008-904-0
		97.01-00.06	D16A	MJ5/ 6-100,110,120		<b>WPH-011A</b>	5-86008-904-0
		1700	90.02-93.09	4EE1T	JT641F/ S	TURBO	—
<b>MU / AMIGO / OPEL FRONTERA</b>	2600	89.04-93.10	4ZE1	UCS17		—	8-97081-623-0
<b>MU-X</b>	3000	14.07-	4JJ1			—	8-97312-147-4
<b>N-series / ELF</b>	2000	95.06-99.06	NA20S	ASK2F23		<b>WPN-056</b>	5-86132-944-0
		99.06-09.12	KA20DE	ASH2F23, ASH4F23		<b>WPN-056</b>	5-86132-944-0
		07.06-	QR20DE	ASQ1F24,2F24		—	5-86141-241-0

※ : Components may slightly differ from GENUINE No.

◇ : Complete Assembly Only.

& : Part No. requires additional components for installation.

# ISUZU

Model	Year	Engine Type	Body Type	Remarks	AISIN No.	Genuine No.	
<b>N-series / ELF</b>	2500	86.10-90.05	4JA1	NHR54	WATER PUMP	<b>WPG-021A</b>	8-97105-012-0
		88.05-93.06	4JA1	NHR54	W/ P=ASSY	<b>WPG-021A</b>	8-97105-012-0
		95.06-99.06	TD25	ASN2F23, ASN6F23		<b>WPN-082A</b>	5-86103-070-0
	2700	95.06-97.06	TD27	ASP8F23		<b>WPN-082A</b>	5-86114-301-0
99.06-04.05		TD27	ASP6F23		<b>WPN-082A</b>	5-86114-301-0	
01.10-04.08		TD27	ASP2F23		<b>WPN-082A</b>	5-86140-576-0	
01.10-04.08		TD27	ASP6F23		<b>WPN-082A</b>	5-86133-251-0	
01.10-04.08		TD27	ASP8F23		<b>WPN-082A</b>	5-86103-070-0	
2800	84.07-90.05	4BA1	NKR56		<b>WPG-002</b>	8-97021-171-0	
	84.07-93.06	4JB1	NKR55		<b>WPG-021A</b>	8-97105-012-0	
	85.03-93.12	4JB1	WHR55, WKR55		<b>WPG-021A</b>	8-97105-012-0	
	86.10-90.05	4JB1	NHR55	WATER PUMP	<b>WPG-021A</b>	8-94419-461-2	
	88.05-93.06	4JB1	NHR55	W/ P=ASSY	<b>WPG-021A</b>	8-97105-012-0	
	91.08-93.07	4JB1	NHS55		<b>WPG-021A</b>	8-97105-012-0	
	93.12-	4JB1/ T	NHR55,NKR55,NLR,NMR		<b>WPG-021A</b>	8-97105-012-5	
3000	06.12-	4JJ1	NPR85		—	8-98004-292-0	
	07.02-	4JJ1	NHR85,NK(R/ S)85		—	8-98004-292-0	
	07.06-	ZD30DD	ASZ1F24,2F24,4F24,5F24		—	5-86142-265-0	
	07.07-	4JJ1	(NJ/ NM/ NP)R85AN		—	1-83541-150-0	
3100	93.05-	4JG2	NHR69,NHS69		<b>WPG-021A</b>	8-97105-012-0	
	93.07-94.11	4JG2	NKR69		<b>WPG-021A</b>	8-97105-012-0	
	94.01-	4JG2	WKR69		<b>WPG-021A</b>	8-97105-012-0	
	94.11-	4JG2	NKR69, WHR69		<b>WPG-021A</b>	8-97105-012-0	
	96.11-	4JG2	VHR69K		<b>WPG-021A</b>	8-97105-012-0	
3200	97.08-04.05	QD32	ASR8F23		<b>WPN-101</b>	5-86140-577-0	
	99.06-04.05	QD32	ASR2F23		<b>WPN-101</b>	5-86140-577-0	
	04.08-	QD32	ASR2F23, ASR8F23		<b>WPN-101</b>	5-86140-577-0	
3300	84.07-89.07	4BC2	NKR57		<b>WPG-002</b>	8-97021-171-0	
	84.07-90.05	4BC2	NPR57		<b>WPG-002</b>	8-97021-171-0	
	90.04-	4BC2	NPR57GR,GVN,LN,LR,LVN,PR		—	8-97030-983-0	
3600	86.02-95.04	4BE1	NK(R/ S)58,NP(R/ S)58		<b>WPG-002</b>	8-97021-171-0	
	89.07-93.06	4BE2	NKR63		<b>WPG-010</b>	8-97022-859-0	
	90.04-	4BE1	NPR58GR,GVN,LN,LR,LVN,LZN,PR		—	8-97030-983-0	
	90.04-	4BE2	NKR63E/ ED		<b>WPG-008</b>	8-97014-078-0	
	93.07-95.04	4BE2	NKR63		—	8-97184-867-0	
	93.12-	4BE1	NKR58		<b>WPG-002</b>	8-97021-171-1	
3800	88.02-93.05	4BD1	NPS59	TURBO W/ P=w/ Gasket	<b>WPG-002</b>	8-97021-171-0	
3900	84.07-93.06	4BD1	NPR59		<b>WPG-002</b>	8-97021-171-0	
	90.04-	4BD1	NPR59(L/ LY/ GD/ P/ PY)R		—	8-97030-983-0	
	90.04-	4BD1T	NPR59GDR,GN,GYN		—	8-97030-983-0	
	90.04-	4BD1T	NPR59LR,LVN,LZN		—	8-97030-983-0	
	90.04-	4BD1T	NPR59PR,PVN,PYR		—	8-97030-983-0	
4300	88.07-90.05	4BG1	NPR61, NKR61		<b>WPG-002</b>	8-97021-171-0	
	90.04-	4BG1	NKR61E,ED,LR		—	8-97030-916-0	
	90.04-	4BG1	NPR61GDR,GN,GYN		—	8-97030-983-0	
	90.04-	4BG1	NPR61LR,LYR,LZN,PR,PYR		—	8-97030-983-0	

※ : Components may slightly differ from GENUINE No.

◇ : Complete Assembly Only.

& : Part No. requires additional components for installation.

# ISUZU

Model	Year	Engine Type	Body Type	Remarks	AISIN No.	Genuine No.	
<b>N-series / ELF</b>	4300	90.05-	4HF1	NKR66, NPR66		<b>WPG-015</b>	8-97333-361-0
		93.12-	4HF1	NKR66,66-2		—	8-98329-116-0
		93.12-95.04	4HF1	NKS66, NPS66		<b>WPG-015</b>	8-97333-361-0
		96.11-	4HF1	VKR66		<b>WPG-015</b>	8-97333-361-0
		04.07-	4HF1	NPR81	CNG	<b>WPG-015</b>	8-97333-361-0
	4600	95.04-	4HG1	NKR71, NKS71, NPR71		<b>WPG-015</b>	8-97333-361-0
		95.04-97.03	4HG1	NPS71		<b>WPG-015</b>	8-97333-361-0
		02.11-	4HG1	NKR66,66-2,71,NQR		—	8-98329-116-0
		04.06-	4HL1	NPR81	LPG	<b>WPG-015</b>	8-97333-361-0
		07.02-	4HG1T	NKR71T/ THD,NLR,NMR		—	8-98329-116-0
		18.07-	4HL1TC	NLR/ NMR		<b>WPG-027</b>	8-97363-478-0
	4800	93.07-99.04	4HE1T	NPR70	TURBO	<b>WPG-015</b>	8-97333-361-0
		02.04-	4HG1	NKR81		<b>WPG-015</b>	8-97333-361-0
		05.02-	4HL1	NKR81AN, NPR81AN		—	1-83541-150-0
	5000	97.04-	4HJ1	NPR72, NPS72		<b>WPG-015</b>	8-97333-361-0
5200	99.04-	4HK1	NPR75		<b>WPG-028</b>	8-97314-118-0	
	02.05-	4HK1-T	NPR75LR		<b>WPG-028</b>	8-97314-118-0	
	06.12-10.01	4HK1	NPR75N		<b>WPG-027</b>	8-97363-478-0	
<b>OPEL FRONTERA</b>	2800	90.07-93.10	4JB1	UCS55		<b>WPG-021A</b>	8-97105-012-0
	3000	98.05-	4JX1	UES73		—	8-97180-326-0
	3100	93.10-98.07	4JG2	UCS69		<b>WPG-021A</b>	8-97105-012-0
	3200	00.05-	6VD1	UES25		—	8-97167-554-0
<b>PA-NERO</b>	1500	91.11-93.09	4XC1	JT151F		—	8-97031-472-0
	1600	90.04-93.09	4XE1	JT191F		—	8-97031-473-0
	2500	91.03-92.10	4XE1	JT191S	TURBO	—	8-97031-473-0
<b>PANTHER</b>	2500	00.08-	4JA1	TBR541		<b>WPG-021A</b>	8-97105-012-5
		00.08-02.01	4JA1	TBR541		<b>WPG-021A</b>	8-97123-330-2
		02.02-06.11	4JA1	TBR541		<b>WPG-021A</b>	8-97105-012-3
		06.12-	4JA1T	TBR541		<b>WPG-021A</b>	8-97105-012-5
<b>PIAZZA / IMPULSE</b>	1800	91.07-	4XF1	JT221F		—	8-97031-472-0
	2000	84.06-91.07	4ZC1	JR120	TURBO	—	8-94376-845-0
<b>PICKUP</b>	2500	90.09-96.01	4JA1	TBR54		—	8-94376-858-1
		96.02-	4JA1	TBR54		<b>WPG-021A</b>	8-97123-330-0
		96.02-	4JA1	TBR54		<b>WPG-021A</b>	8-97105-012-5
<b>TRAGA</b>	2500	18.02-	4JA1	IMA		<b>WPG-021A</b>	8-97105-012-5
<b>TROOPER / BIG HORN</b>	2000	84.01-85.12	4FC1	WFR51DVZ/ FVZ	TURBO	<b>WPG-003</b>	8-94471-469-0
		84.11-87.10	4FC1	WFS51	EXCEPT(TURBO)	<b>WPG-003</b>	8-94471-469-0
		85.12-88.11	4FC1	WFR51DVZ/ FVZ	TURBO	<b>WPG-003</b>	8-94471-470-0
		85.12-90.12	4FC1	WFR51DW	TURBO	<b>WPG-003</b>	8-94471-470-0
		87.11-88.11	4FC1	WFS51	EXCEPT(TURBO)	<b>WPG-003</b>	8-94471-470-0
	2600	88.11-91.12	4ZE1	UBS17CW/ FW		—	8-97081-623-0
	2800	87.10-91.12	4JB1T	UBS55CK/ CM/ CW/ FK/ FW/ FWR	TURBO	<b>WPG-021A</b>	8-97105-012-0
		88.11-91.12	4JB1T	UBS55FM	TURBO	<b>WPG-021A</b>	8-97105-012-0
	3000	98.02-09.12	4JX1	UB73DW/ GW	TURBO	—	8-97180-326-0
	3100	91.12-98.03	4JG2	UBS69DW/ GW	TURBO	<b>WPG-021A</b>	8-97105-012-0
	3200	91.12-98.03	6VD1	UBS25DW/ GW		—	8-97125-975-0
	3500	98.02-	6VE1	UBS26DW/ GW		—	8-97167-554-0

※ : Components may slightly differ from GENUINE No.

◇ : Complete Assembly Only.

& : Part No. requires additional components for installation.

# ISUZU

Model	Year	Engine Type	Body Type	Remarks	AISIN No.	Genuine No.
<b>VehiCROSS</b>	3200	97.03-99.02	6VD1	UGS25	—	8-97167-554-0
<b>WIZARD / OPEL</b>	3000	98.05-02.09	4JX1	UES73	—	8-97180-326-0
<b>FRONTERA</b>	3200	98.05-02.09	6VD1	UES25,UER25	—	8-97167-554-0

※ : Components may slightly differ from GENUINE No.  
 ◇ : Complete Assembly Only.  
 & : Part No. requires additional components for installation.

# SPECIFIC INDEX FOR DAIHATSU

CAR NAME	PAGE
ALTIS	112
APPLAUSE	112
ATRAI	114
ATRAI 7	114
AYLA	112
BE-GO	117
BOON	116
CASTSPORTS	112
CHARADE	112
COO	115
COPEN	112
CUORE	112
DELTA	113
DELTA VAN	113
DELTA WAGON	113
DELTA WIDE	114
ESSE	114
EXTOL	114
GRAN MAX	114
GRAN MOVE	114
HIJET	114
HIJET GRANCARGO	114
LEEZA	115
LUCIA	117
MATERIA	115

CAR NAME	PAGE
MAX	115
MIDGET II	115
MIRA	112
MIRA AVY	115
MIRA COCOA	115
MIRA E:S	115
MOVE	115
MOVE CONTE	116
MOVE LATTE	116
MYVY	116
NAKID	116
OPTI	116
PYZAR	114
ROCKY	116
RUGGER	117
SIGRA	116
SIRION	116, 117
SONICA	116
STORIA	117
TAFT	117
TANTO EXE	117
TERIOS	117
TERIOS KID	117
XENIA	117
YRV	117

# DAIHATSU

Model	Year	Engine Type	Body Type	Remarks	AISIN No.	Genuine No.	
<b>ALTIS</b>	2200	00.03-01.09	5SFE	SXV20,25N	W/ SC	<b>WPTK-010</b>	16100-79185
		00.03-01.09	5SFE	SXV20,25N		<b>WPT-010A</b>	16110-79026
	2400	01.09-	2AZFE	ACV30,35N	<b>*1.</b> <b>*2.</b>	<b>WPT-129</b>	16100-28041
		06.01-09.01	2AZFE	ACV40,45N		<b>WPTS-008</b>	16100-0H050
<b>APPLAUSE</b>	1600	89.06-00.05	HD	A101,111S	—	16100-B9170	
<b>AYLA</b>	1000	12.12-17.04	1KRDE	B100	—	16100-B9027	
		17.04-	1KRVE	B100		16100-B9027	
	1200	17.04-	3NRVE		<b>WPT-198</b>	16100-B9490	
<b>CASTSPORTS</b>	660	15.10-	KF	LA250,260S	<b>WPD-044</b>	16100-B9457	
<b>CHARADE</b>	1000	87.01-88.01	CB	G100S	TURBO	<b>WPD-007</b>	16100-87730
		87.01-93.01	CB	G100S	EXCEPT(TURBO)	<b>WPD-007</b>	16100-87730
		87.01-93.01	CB	G100S	TWIN CAM TURBO	<b>WPD-013</b>	16100-87731
		87.01-93.01	CL	G101S		<b>WPD-009</b>	16100-87726
	1300	88.01-93.01	HCE	G102,112S		—	16100-B9170
		93.01-00.03	HCE	G200S		—	16100-B9170
	1500	93.01-00.05	HEEG	G203,213S		—	16100-B9170
	1600	93.01-00.05	HDEG	G201S		—	16100-B9170
<b>COPEN</b>	660	02.06-12.	JBDET	L880K	DOHC TURBO	<b>WPD-026</b>	16100-B9330
<b>CUORE / MIRA</b>	550	85.08-87.10	EB	L70S/V,71V		<b>WPD-002</b>	16100-87252
	660	90.03-95.01	EFCL/HU/XL	L200,210S/V	WO/ SC	—	16100-B9210
		90.03-95.01	EFJL	L220S		—	16100-B9210
		94.08-97.08	EFKL/ HL	L500,510S		—	16100-B9210
		94.08-98.08	EFCL	L500,510V		—	16100-B9210
		94.08-98.08	JB JL	L502,512S		<b>WPD-022</b>	16100-87250
		95.10-98.08	EFRL/ ZL	L500,510S		<b>WPD-045</b>	16100-87249
		95.10-98.08	EFRL/ ZL	L500,510S		<b>WPD-023</b>	16102-87207
		97.09-98.08	EFFL	L500S		—	16100-B9210
		98.10-02.12	EFSE	L700,710S/V		—	16100-B9101
		98.10-02.12	EFVN/ VE	L700,710V		<b>WPD-045</b>	16100-87249
		98.10-02.12	EFVN/ VE	L700,710V		<b>WPD-023</b>	16102-87207
		98.10-04.08	EFVE/ DE	L700,710S		<b>WPD-045</b>	16100-87249
		98.10-04.08	EFVE/ DE	L700,710S		<b>WPD-023</b>	16102-87207
		02.12-04.10	EFVE	L250,260S/V		<b>WPD-045</b>	16100-87249
		02.12-04.10	EFVE	L250,260S/V		<b>WPD-023</b>	16102-87207
		02.12-06.12	EFVD	L250S		—	16100-B9110
		02.12-06.12	EFVD	L250S		—	16102-97203
		02.12-07.12	EFSE	L250,260S/V		—	16100-B9101
		04.09-04.10	EFDE	L700S		<b>WPD-043</b>	16100-B9120
		04.09-04.10	EFVE	L700,710S		<b>WPD-043</b>	16100-B9120
		04.09-04.10	EFVE/ DE	L700,710S		<b>WPD-023</b>	16102-B2010
		04.10-04.10	EJVE	L701,711S		—	16100-97244
		04.10-04.10	EJVE	L701,711S		<b>WPD-023</b>	16102-B2010
		04.10-05.08	EFVN	L250,260V		<b>WPD-043</b>	16100-B9120
		04.10-05.08	EFVN	L250,260V		<b>WPD-023</b>	16102-B2010
		04.10-07.12	EFVE	L250S/ V,260S		<b>WPD-043</b>	16100-B9120
		04.10-07.12	EFVE	L250S/ V,260S		<b>WPD-023</b>	16102-B2010

※ : Components may slightly differ from GENUINE No.

◇ : Complete Assembly Only.

& : Part No. requires additional components for installation.

**\*1.** : Engine #0XXXXXX~#6XXXXXX and #HXXXXXX~#KXXXXXX

**\*2.** : Engine #CXXXXXX~#GXXXXXX

# DAIHATSU

Model	Year	Engine Type	Body Type	Remarks	AISIN No.	Genuine No.	
<b>CUORE / MIRA</b> 660	04.11-	EFVE	L650,660S		<b>WPD-043</b>	16100-B9120	
	04.11-	EFVE	L650,660S	WO/ SC	<b>WPD-023</b>	16102-B2010	
	05.08-07.12	EFVN	L260V		<b>WPD-043</b>	16100-B9120	
	05.08-07.12	EFVN	L260V	WO/ SC	<b>WPD-023</b>	16102-B2010	
	06.12-07.10	KFVE/ DET	L275,285S		—	16100-B9350	
	07.10-10.10	KFVE/ DET	L275,285S/ V		<b>&amp; WPD-044</b>	16100-B9452	
	10.10-	KFVE/ DET	L275,285S/ V		<b>WPD-044</b>	16100-B9459	
	1000	02.08-04.10	EJVE	L701,711S		※ <b>WPD-023</b>	16100-97205
	02.08-04.10	EJVE	L701,711S	WO/ SC	<b>WPD-023</b>	16102-87207	
<b>DELTA</b>	1800	88.08-96.09	2Y	YB25V		<b>WPT-016A</b>	16100-79037
	2000	83.04-96.09	3Y	YB21G		<b>WPT-016A</b>	16100-79037
		88.08-96.09	2C	CB27V		※ <b>WPT-126</b>	16100-64H06
	2700	00.05-	3RZFE	RZU300,340N		—	16100-79445
	2800	84.09-87.08	DL	V57		—	16100-87387
		87.08-95.04	DL	V57		<b>WPD-012</b>	16100-B9090
	3000	84.09-88.08	B	V98,98D,99		<b>WPT-054</b>	16100-59145
		88.08-95.04	B	V98,98D,99		<b>WPT-047</b>	16100-59166
	3400	84.09-88.08	13B	V75,75D,76,78,78D,79		<b>WPT-054</b>	16100-59145
		95.05-99.05	3B	BU100N, BU105N		<b>WPT-047</b>	16100-59166
	3700	88.08-95.04	14B	V115,116,118,118D,119		<b>WPT-047</b>	16100-59166
		99.05-03.06	4B	BU301,306,346N		—	16100-59285
	4100	95.05-99.05	15BF	BU102J/ N/ P/ U,107N,112J/ N/ U,142N,147N,162J/ N/ U,172N,212N/ S,222N		<b>WPT-047</b>	16100-59166
		99.08-	15BFTE	BU400N,410N,420N,430N		<b>WPT-171</b>	16100-59295
		00.05-03.06	15B	XZU301J/ P,302N,341N,342N		<b>WPT-047</b>	16100-59166
		00.11-03.06	15BCNG	XZU412N		<b>WPT-047</b>	16100-59166
	4600	99.05-00.11	S05C	XZU302J/ N/ P/ U,307N/ Z,312U,322N/ U,337N,342N,347N,352U,402N,412N		—	16100-78030
		99.07-	S05C	XZU362J/ N/ U,372N,382N		—	16100-78042
		00.11-	S05C	XZU307/ N/ Z,312U,322N/ U,337N,347N		—	16100-78051
		00.11-03.06	S05C	XZU302/ J/ N/ P/ U,312U,322,342,352U		—	16100-78051
4900	99.05-00.11	S05D	XZU301J/ N/ P/ U,306N,311J/ U,321J/ U,331N,341N,346N,351U,401N,411N,421N		—	16100-78030	
	99.07-	S05D	XZU371N		—	16100-78042	
	00.11-	S05D	XZU301J/ N/ P/ U,306N,311J/ U,321J/ U,331N,341N,346N,351U,401N,411N,421N		—	16100-78051	
	00.11-	S05D	XZU306N,311J/ U,321J/ U,331N,341N,346N,351U,401N,411N,421N		—	16100-78051	
5300	99.05-00.11	J05C	XZU300P,320J,330N,340N,350P,400J/ N,410N,420N,430N		—	16100-78030	
	00.11-	J05C	XZU300P,320J,330N,340N,350P,400J/ N,410N,420N,430N		—	16100-78051	
<b>DELTA VAN /</b> 1500	96.10-98.12	5KJ	KR41J		<b>WPT-024A</b>	16100-19156	
<b>DELTA WAGON</b> 1800	96.10-98.12	7K	KR42J		<b>WPT-122</b>	16100-19276	
	99.01-02.08	7KE	KR42J		<b>WPT-122</b>	16100-19276	
	2000	96.10-98.10	2C	CR41,51J		※ <b>WPT-126</b>	16100-64H06

DAIHATSU

※ : Components may slightly differ from GENUINE No.

◇ : Complete Assembly Only.

& : Part No. requires additional components for installation.

\*1. : Engine #0XXXXXX~#6XXXXXX and #HXXXXXX~#KXXXXXX

\*2. : Engine #CXXXXXX~#GXXXXXX

# DAIHATSU

Model	Year	Engine Type	Body Type	Remarks	AISIN No.	Genuine No.	
<b>DELTA VAN / DELTA WAGON</b>	2000	96.10-01.10	3SFE	SR40,50N	W/ SC	<b>WPTK-010</b>	16100-79186
		96.10-01.10	3SFE	SR40,50N	WO/ SC	<b>WPT-010A</b>	16110-79026
		98.10-98.12	2C	CR41,51J		<b>WPT-126</b>	16100-69297
	2200	96.10-98.10	3CT	CR40,50N		※ <b>WPT-126</b>	16100-64H06
		98.10-98.12	3CT	CR40,50N		<b>WPT-126</b>	16100-69297
		99.01-02.08	3CE	CR42,52J		<b>WPT-126</b>	16100-69435
		99.01-02.08	3CTE	CR40,50N		<b>WPT-126</b>	16100-69435
<b>DELTA WIDE</b>	1300	79.10-90.08	4K	KB12,KD20		<b>WPT-024A</b>	16100-19156
		82.11-91.12	4KJ	KB26V		<b>WPT-024A</b>	16100-19156
	1500	89.12-91.12	5KJ	KB27V		<b>WPT-024A</b>	16100-19156
	1600	82.11-88.08	1YJ	YB26V		<b>WPT-016A</b>	16100-79037
		1800	82.11-88.08	2YU	YB20G		<b>WPT-016A</b>
	83.04-88.08		1C	CB26V		※ <b>WPT-004</b>	16100-64H04
	88.08-96.09		2YJ	YB25V		<b>WPT-016A</b>	16100-79037
	2000	82.11-88.08	3YEU	YB21G		<b>WPT-016A</b>	16100-79037
		83.04-90.05	2C,2CT	CB21,27V		※ <b>WPT-004</b>	16100-64H04
		90.05-96.09	2C,2CT	CB21,27V		※ <b>WPT-126</b>	16100-64H06
2200	93.09-96.09	3CT	CB22,31G		—	16100-69376	
<b>ESSE</b>	660	10.04-	KFVE	L235,245S		<b>WPD-044</b>	16100-B9458
<b>EXTOL / ATRAI 7 / HIJET GRANCARGO</b>	1300	00.07-04.11	K3VE	S221,231G	ATRAI 7	<b>WPT-175</b>	16100-B9442
		01.07-04.11	K3VE	S221,231V	EXTOL / HIJET GRANCARGO	<b>WPT-175</b>	16100-B9442
<b>GRAN MAX</b>	1500	08.01-	3SZVE	S402,412		<b>WPT-175</b>	16100-B9442
<b>GRAN MOVE / PYZAR</b>	1500	96.08-02.07	HEEG	G303,313G		—	16100-B9170
	1600	96.08-02.07	HDEP	G301,311G		—	16100-B9170
<b>HIJET / ATRAI</b>	550	86.05-90.04	EB	S80,81V		<b>WPD-006</b>	16100-87512
		86.05-90.04	EB	S80,91C/ P		<b>WPD-005</b>	16100-87511
	660	90.04-94.01	EFCS	S82,83C/ P		<b>WPD-003</b>	16100-87509
		90.04-94.01	EFTS/ VS	S82,83V/ W		<b>WPD-004</b>	16100-87510
		94.01-98.12	EFES/ NS	S100,110C/ CT/ P/ V/ W, 120,130V	SOHC	<b>WPD-008</b>	16100-87507
		95.12-98.12	EFGS/ ZS	S100C/ CT/ P/ V/ W, 110P/ V/ W, 120, 130V	DOHC, WO/ SC	<b>WPD-023</b>	16102-87207
		95.12-98.12	EFGS/ ZS	S100C/ CT/ P/ V/ W, 110P/ V/ W, 120, 130V	DOHC	<b>WPD-038</b>	16100-87508
		98.12-	EFVE	S200C/ P, 210P	DOHC	—	16100-B9180
		98.12-	EFVE	S200C/ P, 210P	DOHC, WO/ SC	<b>WPD-023</b>	16102-97204
		98.12-04.11	EFSE	S200C/ P/ V, 210C/ P/ V/ W	SOHC	<b>WPD-025</b>	16100-B9190
		98.12-04.11	EFSE/ VE/ VN	S200V/ P, S210V	CNG	<b>WPD-040</b>	16100-B9200
		98.12-04.11	EFSE/ VE/ VN	S200V/ P, S210V	CNG	<b>WPD-030</b>	16102-97205
		98.12-04.11	EFVE/ DET	S200,210V/ W, 220, 230G/ V	DOHC, DOHC TURBO	<b>WPD-040</b>	16100-B9200
		98.12-04.11	EFVE/ DET	S200,210V/ W, 220, 230G/ V	DOHC, DOHC TURBO	<b>WPD-030</b>	16102-97205
		04.11-07.12	EFSE	S320,330V/ W	SOHC	<b>WPD-025</b>	16100-B9190
		04.11-07.12	EFVE/ DET	S320G/ V, 330G/ V/ W	DOHC, DOHC TURBO	<b>WPD-030</b>	16102-97205
		04.11-07.12	EFVE/ DET	S320G/ V, S330G/ V/ W	DOHC, DOHC TURBO	<b>WPD-040</b>	16100-B9200
		07.08-07.10	KFDET	S321,331G	TURBO	—	16100-B9350

※ : Components may slightly differ from GENUINE No.

◇ : Complete Assembly Only.

& : Part No. requires additional components for installation.

\*1. : Engine #0XXXXXX~#6XXXXXX and #HXXXXXX~#KXXXXXX

\*2. : Engine #CXXXXXX~#GXXXXXX

# DAIHATSU

Model	Year	Engine Type	Body Type	Remarks	AISIN No.	Genuine No.	
<b>HIJET / ATRAI</b>	660	07.10-08.12	KFVE/DET	S321,331G/V/W	TURBO	<b>&amp; WPD-044</b>	16100-B9451
		07.12-11.04	KFVE	S201,211C/P		<b>&amp; WPD-044</b>	16100-B9451
		08.12-10.10	KFVE/DET	S321(331)G/V/W		<b>&amp; WPD-047</b>	16100-B9461
		10.10-	KFVE/DET	S321(331)G/V/W		<b>WPD-047</b>	16100-B9467
		14.07-16.10	KF	S500P,510P		<b>WPD-044</b>	16100-B9458
		15.03-	KFVE/DET	S321(331)G/V/W		<b>WPD-047</b>	16100-B9467
<b>LEEZA</b>	550	86.11-90.07	EB	L100,100V		<b>WPD-002</b>	16100-87252
	660	90.08-92.07	EFHL	L111S,111SK		—	16100-B9210
<b>MATERIA / COO</b>	1300	06.05-13.	K3VE	M401,411S		<b>WPT-117</b>	16100-B9011
	1500	06.05-13.	3SZVE	M402S		<b>WPT-117</b>	16100-B9011
<b>MAX</b>	660	01.11-04.10	EFDET	L950S	WO/ SC	<b>WPD-023</b>	16102-87207
		01.11-04.10	EFDET	L950S		<b>WPD-045</b>	16100-87249
		01.11-04.10	EFVE	L950,960S		<b>WPD-045</b>	16100-87249
		01.11-04.10	EFVE	L950,960S	WO/ SC	<b>WPD-023</b>	16102-87207
		01.11-04.10	JBDET	L952,962S		<b>WPD-026</b>	16100-B9330
		04.10-05.11	EFVE,DET	L950,960S		<b>WPD-043</b>	16100-B9120
		04.10-05.11	EFVE,DET	L950,960S	WO/ SC	<b>WPD-023</b>	16102-B2010
<b>MIDGET II</b>	660	96.03-99.08	EFCK	K100C/P	GAS	<b>WPD-008</b>	16100-87507
		99.08-01.07	EFSE	K100C/P	EFI	<b>WPD-025</b>	16100-B9190
<b>MIRA AVY</b>	660	01.12-04.10	EFDET	L250,260S		—	16100-87251
		01.12-04.10	EFDET	L250,260S		—	16102-87208
		02.12-04.10	EFVE	L250,260S	WO/ SC	<b>WPD-023</b>	16102-87207
		02.12-04.10	EFVE	L250,260S		<b>WPD-045</b>	16100-87249
		04.10-06.12	EFDET	L250,260S	TURBO	<b>WPD-048</b>	16102-B0010
		04.10-06.12	EFDET	L250,260S		—	16102-97207
		04.10-06.12	EFDET	L250,260S		—	16100-B9130
		04.10-07.12	EFVE	L250,260S	WO/ SC	<b>WPD-023</b>	16102-B2010
		04.10-07.12	EFVE	L250,260S		<b>WPD-043</b>	16100-B9120
<b>MIRA COCOA</b>	660	09.07-10.04	KFVE	L675S,L685S		<b>&amp; WPD-044</b>	16100-B9452
		10.10-	KFVE	L675,685S		<b>WPD-044</b>	16100-B9458
<b>MIRA E:S</b>	660	11.08-	KFVE	LA300,310S		<b>WPD-044</b>	16100-B9459
<b>MOVE</b>	660	95.08-98.09	EFGL/ ZL	L600,610S	WO/ SC	<b>WPD-023</b>	16102-87207
		95.08-98.09	EFGL/ ZL	L600,610S		<b>WPD-045</b>	16100-87249
		95.08-98.09	JBIL	L602S	TURBO	<b>WPD-022</b>	16100-87250
		98.10-00.09	EFSE	L900S		—	16100-B9101
		98.10-02.09	EFDET	L900S	TURBO	<b>WPD-045</b>	16100-87249
		98.10-02.09	EFDET	L900S	TURBO, WO/ SC	<b>WPD-023</b>	16102-87207
		98.10-02.09	EFVE	L900,910S	WO/ SC	<b>WPD-023</b>	16102-87207
		98.10-02.09	EFVE	L900,910S		<b>WPD-045</b>	16100-87249
		98.10-02.09	JBDET	L902S,L912S	TURBO	<b>WPD-026</b>	16100-B9330
		02.10-	JBDET	L152S	TURBO	—	16100-B9140
		02.10-04.10	EFDET	L150,160S	TURBO	—	16102-87208
		02.10-04.10	EFDET	L150,160S	TURBO	—	16100-87251
		02.10-04.10	EFVE	L150,160S	WO/ SC	<b>WPD-023</b>	16102-87207
		02.10-04.10	EFVE	L150,160S		<b>WPD-045</b>	16100-87249
		04.10-05.08	EFDET	L150,160S	TURBO	—	16100-B9130

※ : Components may slightly differ from GENUINE No.

◇ : Complete Assembly Only.

& : Part No. requires additional components for installation.

\*1. : Engine #0XXXXXX~#6XXXXXX and #HXXXXXX~#KXXXXXX

\*2. : Engine #CXXXXXX~#GXXXXXX

DAIHATSU

# DAIHATSU

Model	Year	Engine Type	Body Type	Remarks	AISIN No.	Genuine No.	
<b>MOVE</b>	660	04.10-05.08	EFDET	L150,160S	TURBO	—	16102-97207
		04.10-05.08	EFDET	L150,160S	TURBO	<b>WPD-048</b>	16102-B0010
		04.10-05.08	EFVE	L150,160S	WO/ SC	<b>WPD-023</b>	16102-B2010
		04.10-05.08	EFVE	L150,160S		<b>WPD-043</b>	16100-B9120
		06.10-07.10	KFVE/ DET	L175,185S	TURBO	—	16100-B9350
		06.10-10.12	KFVE/ DET	L175S,L185S		<b>&amp; WPD-044</b>	16100-B9452
		07.10-08.12	KFVE/ DET	L175,185S	TURBO	<b>&amp; WPD-044</b>	16100-B9451
		10.01-14.11	KFVE/ DET	L175,185S	TURBO	<b>&amp; WPD-044</b>	16100-B9452
		10.12-14.11	KFVE/ DET	L175S,185S,LA100S,110S		<b>WPD-044</b>	16100-B9458
		10.12-14.11	KFVE/ DET	L175S,185S,LA100S,110S		<b>WPD-044</b>	16100-B9459
14.12-	KFVE/ DET	LA150S,LA160S		<b>WPD-044</b>	16100-B9458		
<b>MOVE CONTE</b>	660	08.08-11.04	KFVE/ DET	L575,585S		<b>&amp; WPD-044</b>	16100-B9452
		10.10-11.06	KFVE/ DET	L575,585S		<b>WPD-044</b>	16100-B9458
		11.04-	KFVE/ DET	L575,585S		<b>WPD-044</b>	16100-B9458
<b>MOVE LATTE</b>	660	04.08-04.09	EFDET	L550,560S	TURBO	—	16100-87251
		04.08-04.09	EFDET	L550,560S	TURBO	—	16102-87208
		04.08-04.09	EFVE	L550,560S		<b>WPD-045</b>	16100-87249
		04.08-04.09	EFVE	L550,560S	WO/ SC	<b>WPD-023</b>	16102-87207
		04.10-	EFDET	L550,560S	TURBO	<b>WPD-048</b>	16102-B0010
		04.10-	EFDET	L550,560S	TURBO	—	16102-97207
		04.10-	EFDET	L550,560S	TURBO	—	16100-B9130
		04.10-	EFVE	L550,560S		<b>WPD-043</b>	16100-B9120
		04.10-07.05	EFVE	L550,560S	WO/ SC	<b>WPD-023</b>	16102-B2010
<b>NAKID</b>	660	99.11-03.12	EFVE/ DET	L750,760S		<b>WPD-045</b>	16100-87249
		99.11-03.12	EFVE/ DET	L750,760S	WO/ SC	<b>WPD-023</b>	16102-B2010
<b>OPTI</b>	660	92.02-97.08	FEEL	L300,310S		—	16100-B9210
		95.10-98.08	EFZL	L300,310S		—	16100-87251
		95.10-98.08	EFZL	L300,310S		—	16102-87208
		97.09-98.08	EFKL	L300S		—	16100-B9210
		98.11-00.02	JBDE	L802S		<b>WPD-026</b>	16100-B9330
		98.11-02.08	EFVE	L800,810S		<b>WPD-045</b>	16100-87249
		98.11-02.08	EFVE	L800,810S		—	16100-B9101
		98.11-02.08	EFVE	L800,810S	WO/ SC	<b>WPD-023</b>	16102-87207
		01.09-02.08	EFDE	L800,810S		<b>WPD-045</b>	16100-87249
01.09-02.08	EFDE	L800,810S	WO/ SC	<b>WPD-023</b>	16102-87207		
<b>ROCKY</b>	1600	90.07-97.05	HDE	F300S		—	16100-B9250
<b>SIGRA</b>	1200	16.06-	3NRVE			<b>WPT-198</b>	16100-B9490
<b>SIRION / MYVY / BOON</b>	1000	04.05-10.02	1KRFE	M300,310S		<b>WPT-186</b>	16100-80003
		06.03-	KJVET	M312S	X4	<b>WPT-117</b>	16100-B9011
		10.02-14.03	1KRFE	M600,610S		<b>WPT-186</b>	16100-80007
		14.04-	1KRFE	M600,610S		—	16100-80012
	16.04-	1KRFE	M700,710S		—	16100-80012	
	1300	04.05-10.02	K3VE	M301S		<b>WPT-117</b>	16100-B9011
		10.02-	1NRFE	M601S		<b>WPT-181</b>	16100-80004
1500	08.12-	3SZVE	M502,512G		<b>WPT-117</b>	16100-B9011	
<b>SONICA</b>	660	06.05-11.04	KFDET	L405,415S		—	16100-B9350

※ : Components may slightly differ from GENUINE No.

◇ : Complete Assembly Only.

& : Part No. requires additional components for installation.

\*1. : Engine #0XXXXXX~#6XXXXXX and #HXXXXXX~#KXXXXXX

\*2. : Engine #CXXXXXX~#GXXXXXX

# DAIHATSU

Model	Year	Engine Type	Body Type	Remarks	AISIN No.	Genuine No.	
<b>SONICA</b>	660	11.04-	KF	L405S, L415S		<b>WPD-044</b>	16100-B9458
<b>STORIA / SIRION</b>	700	98.03-04.05	JCDET	M112S		<b>WPD-026</b>	16100-97212
		98.03-04.05	JCDET	M112S		<b>WPD-026</b>	16100-B9330
	1000	98.01-00.10	EJDE	M100,110S		※ <b>WPD-023</b>	16100-97205
		98.01-04.05	EJVE	M100S, M110S		※ <b>WPD-023</b>	16100-97205
	1300	00.05-04.05	K3VE	M101,111S		<b>WPT-117</b>	16100-B9011
<b>TAFT / RUGGER</b>	2800	84.04-87.09	DL	F70,70V,75V	DX	—	16100-87387
		84.04-87.09	DL	F70,70V,75V	EXCEPT(DX)	—	16100-87389
		84.04-87.09	DL	F71,76G		—	16100-87389
		87.09-90.11	DL	F70,70V,75V	EXCEPT(DX)	<b>WPD-012</b>	16100-87395
		87.09-90.11	DL	F70,70V,75V	DX	<b>WPD-011</b>	16100-87394
		87.09-90.11	DL	F71,76G		<b>WPD-012</b>	16100-87395
		93.05-97.05	DL	F73,78G/W		<b>WPD-012</b>	16100-87395
<b>TANTO EXE</b>	660	03.11-04.09	EFDET	L350,360S	TURBO	—	16100-87251
		03.11-04.09	EFDET	L350,360S	TURBO	—	16102-87208
		03.11-04.09	EFVE	L350,360S	WO/ SC	<b>WPD-023</b>	16102-87207
		03.11-04.09	EFVE	L350,360S		<b>WPD-045</b>	16100-87249
		04.09-07.12	EFDET	L350,360S	TURBO	<b>WPD-048</b>	16102-B0010
		04.09-07.12	EFDET	L350,360S	TURBO	—	16102-97207
		04.09-07.12	EFDET	L350,360S	TURBO	—	16100-B9130
		04.09-07.12	EFVE	L350,360S		<b>WPD-043</b>	16100-B9120
		04.09-07.12	EFVE	L350,360S	WO/ SC	<b>WPD-023</b>	16102-B2010
		07.12-10.10	KFVE/ DET	L375,385S		<b>&amp; WPD-044</b>	16100-B9452
09.12-10.10	KFVE/ DET	L455,465S		<b>&amp; WPD-044</b>	16100-B9452		
10.10-	KFVE/ DET	L375,385,455,465S		<b>WPD-044</b>	16100-B9454		
<b>TERIOS</b>	1300	97.03-00.05	HCEJ	J100G		—	16100-B9250
		00.05-01.12	K3VE	J102,122G		※ <b>WPT-183</b>	16100-B9150
		01.12-	K3VE	J102,122G		<b>WPT-117</b>	16100-B9011
	1500	06.12-	3SZVE	F700		<b>WPT-117</b>	16100-B9011
<b>TERIOS / BE-GO</b>	1500	06.01-16.03	3SZFE	J200,210G		<b>WPT-117</b>	16100-B9011
		06.12-13.01	3SZVE	F700		<b>WPT-117</b>	16100-B9010
		13.02-14.11	3SZVE	F700		—	16100-B9021
		14.12-15.02	3SZVE	F700		<b>WPT-117</b>	16100-B9011
		15.03-	3SZFE	F700		—	16100-B9022
<b>TERIOS KID / LUCIA</b>	660	98.10-04.08	EFDEM/ DET	J111,131G		<b>WPD-045</b>	16100-87249
		04.09-12.05	EFDEM/ DET	J111,131G		<b>WPD-043</b>	16100-B9120
<b>XENIA</b>	1300	03.12-13.01	K3DE/ VE	F601,651		<b>WPT-117</b>	16100-B9010
		11.11-13.01	K3VE	F651		<b>WPT-117</b>	16100-B9010
		13.02-14.11	K3VE	F651		—	16100-B9021
		14.12-15.02	K3VE	F651		<b>WPT-117</b>	16100-B9011
		15.03-15.08	K3VE	F651		—	16100-B9022
		15.07-19.04	1NRVE	F653		<b>WPT-198</b>	16100-B9490
<b>YRV</b>	1000	00.08-03.01	EJVE	M200G	WO/ SC	<b>WPD-023</b>	16102-87207
		00.08-03.01	EJVE	M200G		※ <b>WPD-023</b>	16100-97205
	1300	00.08-05.07	K3VE/ VT	M201,211G		<b>WPT-117</b>	16100-B9011

DAIHATSU

※ : Components may slightly differ from GENUINE No.  
 ◇ : Complete Assembly Only.  
 & : Part No. requires additional components for installation.

\*1. : Engine #0XXXXXX~#6XXXXXX and #HXXXXXX~#KXXXXXX  
 \*2. : Engine #CXXXXXX~#GXXXXXX

# SPECIFIC INDEX FOR SUBARU

CAR NAME	PAGE
ALCYONE	122
BRZ	119
DEX	119
DIAS	119
DOMINGO	119
E10	119
E12	119
EXIGA	119
FORESTER	119
IMPREZA	119
JUSTY	120
LEGACY	120
LEONE	120
LIBERO	119
LUCRA	120
OUTBACK	120

CAR NAME	PAGE
PLEO	121
R1	122
R2	122
REVOGE	122
REX	122
SAMBAR	122
STELLA	122
SUMO	119
SVX	122
TREZIA	122
VIVIO	122
VORTEX	122
WRX S4	122
WRX STI	122
XT COUPE	122
XV	122

# SUBARU

Model	Year	Engine Type	Body Type	Remarks	AISIN No.	Genuine No.
<b>BRZ</b>	2000	12.03-	FA20	ZC6		<b>WPF-027</b> 21110-AA690
<b>DEX</b>	1300	08.11-13.	K3VE	M401,411F		<b>WPT-117</b> 16100-B9011
<b>DIAS</b>	660	09.08-	KFDET	S321N,331N		<b>&amp; WPD-047</b> 16100-B9461
<b>DOMINGO / LIBERO / SUMO / E10/E12</b>	1000	83.10-86.05	EF10	KJ6		— 49709-5500P/ K
		83.10-94.06	EF10	KJ5		— 49709-5500P/ K
	1200	86.06-94.06	EF12	KJ8		— 21118-KA000
		94.06-98.11	EF12	FA7, FA8		— 21118-KA000
<b>EXIGA</b>	2000	08.06-	EJ20	YA4,YA5		<b>WPF-025</b> 21111-AA331
		08.06-	EJ20	YA5		<b>WPF-024</b> 21111-AA430
		09.07-10.08	EJ20	YA4		<b>WPF-024</b> 21111-AA450
		09.07-10.08	EJ20	YA5		<b>WPF-024</b> 21111-AA450
	2500	09.07-	EJ25	YA9		<b>WPF-025</b> 21111-AA320
		12.05-13.10	FB25	YAM		<b>WPF-027</b> 21110-AA690
<b>FORESTER</b>	2000	97.02-02.01	EJ20	SF5	ATM TURBO	<b>WPF-008</b> X2111-AA042
		97.02-02.01	EJ20	SF5	MTM TURBO	<b>WPF-006</b> X2111-AA082
		97.06-02.01	EJ20	SF5	EXCEPT (TURBO)	<b>WPF-002</b> X2111-AA033
		02.02-04.01	EJ20	SG5	ATM TURBO	<b>WPF-008</b> X2111-AA042
		02.02-04.01	EJ20	SG5	MTM TURBO	<b>WPF-006</b> X2111-AA082
		02.02-04.12	EJ20	SG5	EGI	<b>WPF-002</b> X2111-AA033
		04.02-	EJ20	SG5	ATM TURBO	<b>WPF-024</b> X2111-AA250
		04.02-	EJ20	SG5	MTM TURBO	<b>WPF-023</b> X2111-AA240
	05.01-	EJ20	SG5	EGI	<b>WPF-025</b> X2111-AA280	
	07.12-	EJ20	SH5		<b>WPF-025</b> 21111-AA331	
	08.04-	EJ20	SH5		<b>WPF-024</b> 21111-AA430	
	10.07-	FB20	SHJ		<b>WPF-027</b> 21110-AA690	
	2500	98.08-02.01	EJ25	SF9		<b>WPF-002</b> X2111-AA033
	04.02-04.12	EJ25	SG9		<b>WPF-023</b> X2111-AA240	
	10.07-	EJ25	SH9		<b>WPF-024</b> 21111-AA430	
<b>IMPREZA</b>	1500	92.11-00.07	EJ15	GC1, GC2		<b>WPF-002</b> X2111-AA033
		94.09-00.07	EJ15	GF1, GF2		<b>WPF-002</b> X2111-AA033
		00.08-04.05	EJ15	GG2, GG3		<b>WPF-002</b> X2111-AA033
		03.06-07.06	EJ15	GD2, GD3		<b>WPF-002</b> X2111-AA033
		06.04-	EL15	CDC,CDD		<b>WPF-025</b> X2111-AA320
		06.05-07.03	EJ15	GGC, GGD		<b>WPF-025</b> X2111-AA320
		07.03-	EJ15	GH2, GH3		<b>WPF-025</b> 21111-AA331
		08.07-	EJ15	GE2, GE3		<b>WPF-025</b> 21111-AA331
	1600	92.11-96.08	EJ16	GC4,GF3, GF4		<b>WPF-002</b> X2111-AA033
		11.09-	FB16	GJ2,3, GP2,3		<b>WPF-027</b> 21110-AA690
		16.08-	FB16	GT2,3,GK2,3		— 21110-AA740
	1800	92.11-94.08	EJ18	GFA		<b>WPF-002</b> X2111-AA033
		92.11-96.08	EJ18	GC6		<b>WPF-002</b> X2111-AA033
		92.11-00.07	EJ18	GF6		<b>WPF-002</b> X2111-AA033
		96.09-00.07	EJ18	GF5		<b>WPF-002</b> X2111-AA033
2000	93.10-00.07	EJ20	GC8,GF8	ATM TURBO	<b>WPF-008</b> X2111-AA042	
	93.10-00.07	EJ20	GC8,GF8	MTM TURBO	<b>WPF-002</b> X2111-AA033	
	94.09-00.07	EJ20	GC8,GF8	EXCEPT (TURBO)	<b>WPF-006</b> X2111-AA082	

※ : Components may slightly differ from GENUINE No.

◇ : Complete Assembly Only.

& : Part No. requires additional components for installation.

# SUBARU

Model	Year	Engine Type	Body Type	Remarks	AISIN No.	Genuine No.	
<b>IMPREZA</b>	2000	00.02-02.10	EJ20	GDB,GGB		<b>WPF-006</b>	X2111-AA082
		00.02-03.07	EJ20	GDA,GGA	ATM	<b>WPF-008</b>	X2111-AA042
		00.02-03.07	EJ20	GDA,GGA	MTM	<b>WPF-006</b>	X2111-AA082
		00.08-03.08	EJ20	GD9,GG9		<b>WPF-002</b>	X2111-AA033
		02.11-07.06	EJ20	GDA	STI ATM	<b>WPF-024</b>	X2111-AA250
		02.11-07.06	EJ20	GDA,GDB	Without Oil cooler	<b>WPF-023</b>	X2111-AA240
		02.11-07.06	EJ20	GDB		<b>WPF-024</b>	X2111-AA250
		03.06-07.06	EJ20	GGA	ATM	<b>WPF-024</b>	X2111-AA250
		03.06-07.06	EJ20	GGA	MTM	<b>WPF-023</b>	X2111-AA240
		07.03-	EJ20	GH7		<b>WPF-025</b>	21111-AA320
		07.03-09.02	EJ20	GH8	With Oil cooler	<b>WPF-023</b>	21111-AA240
		07.03-10.06	EJ20	GH8	Without Oil cooler	<b>WPF-024</b>	21111-AA250
		07.03-10.06	EJ20	GRB	With Oil cooler	<b>WPF-023</b>	21111-AA240
		08.07-	EJ20	GH6		<b>WPF-025</b>	21111-AA320
	08.07-10.06	EJ20	GE6, GE7		<b>WPF-025</b>	21111-AA320	
	09.07-10.06	EJ20	GVB	With Oil cooler	<b>WPF-023</b>	21111-AA240	
	11.09-	FB20	GJ6,7,GP6,7		<b>WPF-027</b>	21110-AA690	
	14.10-	FB20	GPE		—	21110-AA720	
	2500	08.07-	EJ25	GRF	With Oil cooler	<b>WPF-023</b>	21111-AA240
		09.07-	EJ25	GVF	With Oil cooler	<b>WPF-023</b>	21111-AA240
<b>JUSTY</b>	1000	84.02-88.10	EF10	KA5,KA6		—	49709-5500G/ K
		16.11-	1KRFE	M900,910F		—	16100-80012
	1200	85.10-94.03	EF12	KA7,KA8		—	21135-KA000
<b>LEONE</b>	1300	79.10-84.07	EA65	AF1,AM1		—	21110-AA050
	1500	94.04-98.11	GA15DS	CVFY10	4WD	<b>WPN-001</b>	21010-0M301
	1600	79.06-84.07	EA71	AB2,AB3		—	21110-AA050
		79.10-84.07	EA71	AF2,AF3,AM2,AM3		—	21110-AA050
		84.07-88.08	EA71	AA2,AA3,AP2,AP3		—	21110-AA003
		88.09-94.03	EA71	AA2,AA3,AP2,AP3,AP8,AP9		—	21110-AA121
	1700	94.08-97.05	CD17	CVSNY10		—	21010-59Y25
	1800	79.06-84.07	EA81	AB4,AB5,AJ5	EXCEPT (TURBO)	<b>WPF-005</b>	21110-AA060
		79.10-84.07	EA81	AF5		<b>WPF-005</b>	21110-AA060
		79.10-84.07	EA81	AM5		—	21110-AA050
		82.09-84.07	EA81	AB4,AB5,AJ5	TURBO	—	21110-AA070
		84.08-89.01	EA82	AA4	EXCEPT (SE)	<b>WPF-003</b>	21110-AA017
		84.08-89.01	EA82	AA4	SE	<b>WPF-007</b>	21110-AA026
		84.08-89.01	EA82	AA5,AA7,AL5,AL7		<b>WPF-003</b>	21110-AA017
85.10-89.11		EA82	AP5		<b>WPF-003</b>	21110-AA017	
85.11-87.09		EA82	AG4,AG5		<b>WPF-003</b>	21110-AA017	
86.04-89.01	EA82	AG6		<b>WPF-003</b>	21110-AA017		
<b>LUCRA</b>	660	10.04-10.10	KF	L455,465F	<b>&amp; WPD-044</b>	16100-B9452	
<b>OUTBACK / LEGACY</b>	1800	89.02-93.09	EJ18	BC2,BC3,BF3		<b>WPF-002</b>	21111-AA007
		94.06-98.11	EJ18	BD2,BD3,BG3		<b>WPF-002</b>	X2111-AA033
		96.06-98.11	EJ18	BG2		<b>WPF-002</b>	X2111-AA033
	2000	89.02-93.09	EJ20	BC4,BFA		<b>WPF-002</b>	21111-AA007
		89.02-93.09	EJ20	BC5,BF5	EXCEPT (TURBO)	<b>WPF-002</b>	21111-AA007

※ : Components may slightly differ from GENUINE No.

◇ : Complete Assembly Only.

& : Part No. requires additional components for installation.

# SUBARU

Model	Year	Engine Type	Body Type	Remarks	AISIN No.	Genuine No.	
<b>OUTBACK / LEGACY</b>	2000	89.02-93.09	EJ20	BC5,BF5		<b>WPF-006</b>	21111-AA026
		90.05-93.09	EJ20	BCA,BCK,BCL,BCM		<b>WPF-002</b>	21111-AA007
		91.06-93.09	EJ20	BC5,BF5	ATM TURBO	<b>WPF-008</b>	21111-AA065
		92.06-93.09	EJ20	BF4		<b>WPF-002</b>	21111-AA007
		93.10-98.11	EJ20	BD4,BG4,BGA		<b>WPF-002</b>	X2111-AA033
		93.10-98.11	EJ20	BD5,BG5	MTM TURBO	<b>WPF-006</b>	X2111-AA082
		93.10-98.11	EJ20	BD5,BG5	ATM TURBO	<b>WPF-008</b>	21111-AA042
		93.10-98.11	EJ20	BD5,BG5	EXCEPT (TURBO)	<b>WPF-002</b>	X2111-AA033
		98.06-03.04	EJ20	BES	TURBO	<b>WPF-006</b>	X2111-AA082
		98.06-03.04	EJ20	BH5	ATM TURBO	<b>WPF-008</b>	X2111-AA042
		98.06-03.04	EJ20	BH5	EXCEPT (TURBO)	<b>WPF-002</b>	X2111-AA033
		98.06-03.04	EJ20	BH5	MTM TURBO	<b>WPF-006</b>	X2111-AA082
		98.12-03.04	EJ20	BE5	EXCEPT (TURBO)	<b>WPF-002</b>	X2111-AA033
		98.12-03.04	EJ20	BE5		<b>WPF-008</b>	X2111-AA042
		98.12-03.04	EJ20	BE5	MTM TURBO	<b>WPF-006</b>	X2111-AA082
	03.01-08.04	EJ20	BL5	CNG	<b>WPF-025</b>	X2111-AA260	
	03.01-08.04	EJ20	BL5,BP5	2.0i	<b>WPF-025</b>	X2111-AA280	
	03.01-08.04	EJ20	BL5,BP5	2.0R	<b>WPF-025</b>	X2111-AA260	
	03.01-08.04	EJ20	BL5,BP5	ATM TURBO	<b>WPF-024</b>	X2111-AA250	
	03.01-08.04	EJ20	BL5,BP5	MTM TURBO	<b>WPF-023</b>	X2111-AA240	
	12.02-	FA20	BRG		—	21110-AA710	
	2200	92.06-93.09	EJ22	BF7,BFB		<b>WPF-002</b>	21111-AA007
		93.10-96.05	EJ22	BG7,BGB		<b>WPF-002</b>	X2111-AA033
	2500	94.10-98.11	EJ25	BD9,BG9,BGC		—	X2111-AA092
		98.06-03.04	EJ25	BH9,BHC		<b>WPF-002</b>	X2111-AA033
		01.05-03.04	EJ25	BE9		<b>WPF-002</b>	X2111-AA033
		02.10-03.04	EJ25	BEE		—	21111-AA360
04.03-		EJ25	BP9		<b>WPF-025</b>	X2111-AA280	
07.03-		EJ25	BL9	ATM	<b>WPF-025</b>	X2111-AA280	
08.03-		EJ25	BL9	MTM	<b>WPF-023</b>	X2111-AA240	
08.03-		EJ25	BP9	TURBO	<b>WPF-023</b>	X2111-AA240	
08.03-		EJ25	BPH		<b>WPF-024</b>	X2111-AA250	
09.02-		EJ25	BM9,BR9		—	21111-AA370	
09.02-		EJ25	BM9,BR9		—	21111-AA380	
09.02-		EJ25	BM9,BR9		<b>WPF-025</b>	21111-AA320	
12.02-		FB25	BRM		<b>WPF-027</b>	21110-AA690	
14.10-	FB25	BS9	OUTBACK	<b>WPF-027</b>	21110-AA690		
3000	00.05-03.04	EJ30	BHE		—	21111-AA360	
	00.05-03.04	EZ30	BHE		—	21110-AA360	
	03.01-09.02	EZ30	BLE,BPE		—	21111-AA360	
3600	09.02-	EZ36	BRF	OUTBACK	—	21110-AA510	
<b>PLEO</b>	660	98.04-08.08	EN07	RA1,RA2,RV1,RV2	EXCEPT (RS)	<b>WPF-004</b>	21111-KA282
		99.04-99.07	EN07	RA1,RA2	RS	<b>WPF-022</b>	21111-KA230
		99.04-99.07	EN07	RA1,RA2,RV1,RV2	EXCEPT (RS)	<b>WPF-004</b>	21111-KA240
		10.04-10.10	KF	L275B/ F,285B/ F		<b>&amp; WPD-044</b>	16100-B9452
		12.12-	KF	LA300,310F	PLEO PLUS	<b>WPD-044</b>	16100-B9458

※ : Components may slightly differ from GENUINE No.

◇ : Complete Assembly Only.

& : Part No. requires additional components for installation.

# SUBARU

Model	Year	Engine Type	Body Type	Remarks	AISIN No.	Genuine No.	
<b>PLEO</b>	660	17.05-	KF	LA350,360F	PLEO PLUS	<b>WPD-044</b>	16100-B9459
<b>R1</b>	660	04.11-05.04	EN07	RJ1, RJ2	R	—	X2111-KA311
		04.11-07.06	EN07	RJ1, RJ2	EXCEPT (R, S)	—	X2111-KA282
		05.04-06.10	EN07	RJ1, RJ2	R	—	X2111-KA320
		05.10-08.06	EN07	RJ1, RJ2	S	<b>WPF-022</b>	21111-KA271
		06.09-08.06	EN07	RJ1, RJ2	R	<b>WPF-026</b>	21111-KA330
<b>R2</b>	660	03.10-04.11	EN07	RC1, RC2	R	—	X2111-KA310
		03.10-04.11	EN07	RC1, RC2	R	—	21111-KA310
		03.10-08.06	EN07	RC1, RC2	EXCEPT (R, S)	<b>WPF-004</b>	21111-KA282
		03.10-08.06	EN07	RC1, RC2	S	<b>WPF-022</b>	21111-KA271
		04.10-05.04	EN07	RC1, RC2	R	—	21111-KA311
		04.10-05.04	EN07	RC1, RC2	R	—	X2111-KA311
		05.04-06.10	EN07	RC1, RC2	R	—	X2111-KA320
06.09-08.06	EN07	RC1, RC2	R	—	X2111-KA330		
<b>REVOGE</b>	1600	14.06-	FB16	VM4		—	21110-AA710
	2000	14.06-	FA20	VMG,VM4		—	21110-AA710
<b>REX</b>	660	90.03-92.03	EN07	KH3,KH4, KP3, KP4		<b>WPF-004</b>	21111-KA152
<b>SAMBAR</b>	660	90.03-98.12	EN07	KS3, KS4, KV3, KV4		<b>WPF-001</b>	21111-KA292
		98.08-12.04	EN07	TT1,2, TV1,2, TW1,2		<b>WPF-001</b>	21111-KA291
		11.11-	KFVE	S321B/ Q, 331B/ Q		<b>WPD-047</b>	16100-B9464
		12.04-	KFVE	S201H/ J, 211H/ J		<b>WPD-044</b>	16100-B9455
		14.08-	KFVE	S500J, 510J		<b>WPD-044</b>	16100-B9455
<b>STELLA</b>	660	06.04-11.04	EN07	RN1, RN2		<b>WPF-022</b>	21111-KA271
		06.04-11.04	EN07	RN1, RN2		<b>WPF-026</b>	21111-KA330
		11.05-	KF	LA100, 110F		<b>WPD-044</b>	16100-B9458
<b>TREZIA</b>	1300	10.11-	1NRFE	NSP120X		<b>WPT-181</b>	16100-80004
		15.03-	1NRFKE	NSP120X		<b>WPT-198</b>	16100-80013
	1500	10.11-	1NZFE	NCP12#X		<b>WPT-111</b>	16100-29158
<b>VIVIO</b>	660	92.03-98.02	EN07	KK3, KK4, KW3, KW4, KY3		<b>WPF-004</b>	21111-KA154
		92.03-98.09	EN07	KK3, KK4	SUPER CHARGER, SS OR RX-R GRADE	<b>WPF-022</b>	21111-KA271
		98.02-98.09	EN07	KK3, KK4, KW3, KW4, KY3	E/ #877566-	<b>WPF-004</b>	21111-KA282
<b>WRX S4</b>	2000	14.09-	FA20	VAG		—	21110-AA710
<b>WRX STI</b>	2000	14.09-	EJ20	VAB		<b>WPF-023</b>	21111-AA240
<b>XT COUPE /</b>	1800	85.06-91.09	EA82	AX4, AX7	TURBO	<b>WPF-007</b>	21110-AA026
<b>ALCYONE /</b>	2700	87.07-91.09	ER27	AX9		—	21110-AA110
<b>SVX / VORTEX</b>	3300	91.09-96.11	EG33	CXD, CXW		—	X2111-AA000
<b>XV</b>	1600	17.04-	FB16	GT3		—	21110-AA740
		2000	13.03-	FB20	GPE	—	21110-AA720
	2000	15.10-	FB20	GP7		<b>WPF-027</b>	21110-AA690
		17.04-	FB20	GT7		—	21110-AA740

※ : Components may slightly differ from GENUINE No.

◇ : Complete Assembly Only.

& : Part No. requires additional components for installation.

# SPECIFIC INDEX FOR SUZUKI

CAR NAME	PAGE
AERIO	124
ALTO	124
ALTO RAPIN	124
BALENO	124
CAPPUCCINO	124
CARA	124
CARRY	124
CERVO	125
CRUZE	125
CULTUS	125
CULTUS CRESCENT	125
ESCUDO	127
EVERY	124
IGNIS	125, 127
JIMMNY	125
Kei	126
KIZASHI	126

CAR NAME	PAGE
LANDY	126
LIANA	124
MR WAGON	126
PALETTE	126
SAMURAI	125
SIDEKICK	127
SOLIO	127
SPACIA	127
SPLASH	127
SWIFT	125, 127
SX4	127
TWIN	127
VITARA	127
WAGON R	127
WAGON R PLUS	128
WAGON R WIDE	128
X-90	128

# SUZUKI

Model	Year	Engine Type	Body Type	Remarks	AISIN No.	Genuine No.	
<b>AERIO / LIANA</b>	1500	01.11-07.03	M15A	RA21S, RB21S		<b>WPS-034</b>	17400-69G00
	1800	03.01-07.03	M18A	RC51S, RD51S		<b>WPS-034</b>	17400-69G00
<b>ALTO</b>	550	88.09-90.03	F5B	CL11V	C/ #269697-700000	<b>WPS-001</b>	17400-70830
		88.09-90.03	F5B	CL11V	-C/ #269696	—	17400-70820
		88.09-90.03	F5B	CM11V	-C/ #118801	—	17400-70820
		88.09-90.03	F5B	CM11V	C/ #118802-124298	<b>WPS-001</b>	17400-70830
		89.04-90.03	F5B	CN11S	C/ #130001-160517	—	17400-70820
		89.04-90.03	F5B	CN11S	C/ #160518-720000	<b>WPS-001</b>	17400-70830
		89.04-90.09	F5B	CP11S	C/ #110001-112344	—	17400-70820
		89.04-90.09	F5B	CP11S	C/ #112345-710000	<b>WPS-001</b>	17400-70830
	660	90.03-91.09	F6A	CL(CM)21V,CN(CP)21S		<b>WPS-001</b>	17400-50813
		91.09-94.11	F6A	CL(CM)22V,CR(CS)22S		<b>WPS-001</b>	17400-50813
		94.11-98.09	F6A	HA(HB)11S,HC(HD)11V		<b>WPS-001</b>	17400-50813
		94.11-98.09	K6A	HA21S, HB21S		<b>WPS-050</b>	17400-73833
		98.10-	K6A	HA22S	EXCEPT TURBO EPO P2 #100001-640000	<b>WPS-028</b>	17400-78851
		98.10-	K6A	HA22S	EXCEPT TURBO EPO P2/LEANBURN #110001-640000	<b>WPS-050</b>	17400-78871
		98.10-	K6A	HA22S	EXCEPT TURBO EPO LEANBURN #100001-640000	<b>WPS-036</b>	17400-84818
		98.10-	K6A	HA22S	EXCEPT TURBO SC #100001-640000	<b>WPS-050</b>	17400-73833
		98.10-99.10	F6A	HA12S		<b>WPS-021</b>	17400-76810
		98.10-99.10	F6A	HA12S,HA12V	#100001-640000	<b>WPS-021</b>	17400-76810
		99.10-00.12	F6A	HA12S,HA12V	#110001-	<b>WPS-022</b>	17400-76820
		00.12-05.01	K6A	HA23S, 23V		<b>WPS-036</b>	17400-84815
		04.09-	K6A	HA24S/V		—	17400-58818
		09.12-	K6A	HA25S/V		—	17400-58818
		11.11-14.12	R06A	HA35S		<b>WPS-057</b>	17400-50821
14.12-	R06A	HA36S,36V		<b>WPS-057</b>	17400-50821		
1000	14.-				<b>WPS-035</b>	17400-76G70	
<b>ALTO RAPIN</b>	660	02.01-04.10	K6A	HE21S	TURBO #100001-920000	—	17400-84828
		02.01-08.11	K6A	HE21S	EXCEPT TURBO #160001-	<b>WPS-036</b>	17400-84833
		02.01-08.11	K6A	HE21S	TURBO #160001-	—	17400-84843
		02.01-08.11	K6A	HE21S	EXCEPT TURBO	<b>WPS-036</b>	17400-84818
		08.11-15.06	K6A	HE22S		—	17400-58828
		08.11-15.06	K6A	HE22S	EXCEPT TURBO	—	17400-58818
<b>BALENO</b>	1000	16.03-	K10C	WB42S	TURBO	—	17400-69L02
	1200	16.03-	K12C	WB32S		—	17400-67L20
<b>CAPPUCCINO</b>	660	91.10-95.05	F6A	EA11R		<b>WPS-001</b>	17400-50813
		95.05-98.10	K6A	EA21R		—	17400-80811
<b>CARA</b>	660	93.01-96.05	F6A	PG65S		<b>WPS-001</b>	17400-50813
<b>CARRY / EVERY</b>	550	85.03-89.05	F5A	DA71B,DA(DB)71T		<b>WPS-002A</b>	17400-78821
		85.03-89.05	F5A	DA71V,DB71V	2 VALVE	<b>WPS-002A</b>	17400-78821
		87.08-89.05	F5A	DA71V,DB71V	3 VALVE	<b>WPS-009</b>	17400-85821
		88.02-89.05	F5A	DA71T,DB71T	SUPER CHARGER	<b>WPS-009</b>	17400-85821
	89.05-90.03	F5B	DA(DB)41B,41T,41V		—	17400-62810	
	660	90.03-91.10	F6A	DA51B,51T,51V		—	17400-71811
		91.09-97.04	F6A	DC51B, DD51B		<b>WPS-003</b>	17400-51812
91.09-99.01		F6A	DC(DD)51T,DE(DF)51V		<b>WPS-003</b>	17400-51812	

※ : Components may slightly differ from GENUINE No.

◇ : Complete Assembly Only.

& : Part No. requires additional components for installation.

# SUZUKI

Model	Year	Engine Type	Body Type	Remarks	AISIN No.	Genuine No.	
<b>CARRY / EVERY</b>	660	99.01-99.11	F6A	DA52T,V,W,DB52T,V		<b>WPS-023</b>	17400-78860
		99.03-99.11	F6A	DA52T		<b>WPS-023</b>	17400-78860
		99.03-01.09	F6A	DA52T		<b>WPS-024</b>	17400-78880
		99.11-01.09	F6A	DA52T,V,W,DB52T,V		<b>WPS-024</b>	17400-78880
		01.08-02.05	K6A	DA62T	300001-	<b>WPS-053</b>	17400-65818
		01.08-05.08	K6A	DA62V/ W	700001-900000	<b>WPS-053</b>	17400-65818
		01.09-	K6A	DB62T/ V/ W		<b>WPS-053</b>	17400-65818
		02.05-	K6A	DA63T		—	17400-65822
		02.05-12.01	K6A	DA63T		<b>WPS-053</b>	17400-65818
		02.11-03.08	K6A	DA62V/ W		<b>WPS-053</b>	17400-65818
		05.08-	K6A	DA64V/ W		—	17400-68832
		05.11-08.04	K6A	DA65T	100001-130000	<b>WPS-053</b>	17400-65818
		13.09-	R06A	DA16T		<b>WPS-057</b>	17400-50821
16.03-	R06A	DA17V/ W		<b>WPS-057</b>	17400-50821		
1300	99.06-05.	G13B	DA32W	EVERY Landy	<b>WPS-007A</b>	17400-82824	
<b>CERVO</b>	660	90.07-91.09	F6A	CN21S, CP21S		<b>WPS-001</b>	17400-50813
		90.07-91.09	F6B	CN31S, CP31S		—	17400-52811
		91.09-97.05	F6B	CN32S, CP32S		—	17400-52811
		91.09-98.06	F6A	CN22S, CP22S		<b>WPS-001</b>	17400-50813
		06.11-	K6A	HG21S	TURBO	—	17400-58828
06.11-	K6A	HG21S	EXCEPT (TURBO)	—	17400-58815		
<b>CRUZE</b>	1300	01.11-	M13A	HR51S,52S		<b>WPS-034</b>	17400-69G04
	1500	01.11-	M15A	HR81S,82S		<b>WPS-034</b>	17400-69G04
<b>CULTUS / CULTUS CRESCENT / SWIFT</b>	1000	83.10-88.09	G10	AA41S/ V,43S/ V,AB43S		<b>WPS-004A</b>	17400-83812
		88.09-00.05	G10	AA44S, AB44S		<b>WPS-007A</b>	17400-82824
	1300	84.08-88.09	G13A	AB51S,53S,AA53S	MTM	<b>WPS-004A</b>	17400-83812
		84.08-88.09	G13A	AB51S,53S,AA53S	ATM	<b>WPS-007A</b>	17400-82850
		86.06-88.09	G13B	AA33S, AB33S		<b>WPS-007A</b>	17400-82850
		88.09-00.05	G13B	AA34S, AB34S		<b>WPS-007A</b>	17400-82824
		89.10-00.05	G13B	AF34S		<b>WPS-007A</b>	17400-82824
		92.01-00.05	G13B	AK34S		<b>WPS-007A</b>	17400-82824
		95.01-99.05	G13B	GA11S		<b>WPS-007A</b>	17400-82824
	1500	91.07-95.03	G15A	AH64S, AJ64S		<b>WPS-006A</b>	17400-60815
		95.01-96.02	G15A	GA21S,GB21S,GD21S		<b>WPS-006A</b>	17400-60815
		95.01-97.04	G15A	GC21S, GC21W	-#140000	<b>WPS-006A</b>	17400-60813
		97.05-02.07	G15A	GC21S, GC21W	#140001-	<b>WPS-033</b>	17400-61820
	1600	89.10-95.03	G16A	AJ14S		<b>WPS-006A</b>	17400-60815
		95.01-97.04	G16A	GB31S	-#140000	<b>WPS-006A</b>	17400-60815
		95.01-97.04	G16A	GD31S, GD31W	-#140000	<b>WPS-006A</b>	17400-60815
		97.05-99.05	G16A	GB31S	#140001-	<b>WPS-033</b>	17400-61820
		97.05-02.07	G16A	GD31S, GD31W	#140001-	<b>WPS-033</b>	17400-61820
	1800	95.01-	J18A	GC41W		—	17400-77810
<b>IGNIS</b>	1200	16.02-	K12C	FF21S		—	17400-69L02
<b>JIMMNY / SAMURAI</b>	550	86.01-90.03	F5A	JA71C, JA71V		<b>WPS-002A</b>	17400-78821
	660	90.03-91.06	F6A	JA11C, JA11V	-C/ #150000	—	17400-83831
		91.06-92.07	F6A	JA11C, JA11V	C/ #150001-	<b>WPS-016</b>	17400-83841
		95.11-98.09	F6A	JA12C,12V,12W		<b>WPS-016</b>	17400-83841

※ : Components may slightly differ from GENUINE No.

◇ : Complete Assembly Only.

& : Part No. requires additional components for installation.

# SUZUKI

Model	Year	Engine Type	Body Type	Remarks	AISIN No.	Genuine No.	
<b>JIMMNY / SAMURAI</b>	660	95.11-98.09	K6A	JA22W		—	17400-80815
		98.10-02.01	K6A	JB23W		—	17400-81824
		98.10-02.01	K6A	JB23W		<b>WPS-046</b>	17400-83871
		98.10-02.01	K6A	JB23W		—	17400-81821
		02.01-04.10	K6A	JB23W		—	17400-83874
		04.10-12.01	K6A	JB23W		<b>WPS-051</b>	17400-76845
		05.05-12.01	K6A	JB23W	408021-	<b>WPS-051</b>	17400-76843
		18.07-	R06A	JB64W		<b>WPS-057</b>	17400-50821
	1300	93.05-00.04	G13B	JB31W,32W,33W		<b>WPS-004A</b>	17400-83815
	00.04-	M13A	JB43W		<b>WPS-034</b>	17400-69G00	
1500	18.07-	K15C	JB74W		—	17400-69L02	
<b>Kei</b>	660	98.10-99.10	F6A	HN11S		<b>WPS-021</b>	17400-76810
		98.10-99.10	K6A	HN21S		<b>WPS-028</b>	17400-78851
		98.10-01.04	K6A	HN21S		<b>WPS-028</b>	17400-78854
		99.10-01.04	F6A	HN11S		<b>WPS-022</b>	17400-76820
		00.10-01.04	K6A	HN21S		<b>WPS-050</b>	17400-78871
		01.04-	K6A	HN22S	A #630001-	<b>WPS-036</b>	17400-84818
		01.04-	K6A	HN22S	A #675001-	<b>WPS-036</b>	17400-84833
		01.04-	K6A	HN22S	A #675001-	<b>WPS-036</b>	17400-84836
		01.04-	K6A	HN22S	TURBO B	—	17400-84843
		01.04-	K6A	HN22S		<b>WPS-036</b>	17400-84815
		01.04-	K6A	HN22S	SPORT #500001-	—	17400-83865
		01.04-	K6A	HN22S	SPORT #500001-	<b>WPS-052</b>	17400-83868
		01.04-01.11	F6A	HN12S		<b>WPS-022</b>	17400-76820
		01.04-01.11	K6A	HN22S	TURBO-SED 700001-720000	<b>WPS-052</b>	17400-83868
		01.04-01.11	K6A	HN22S	TURBO-SED 700001-720000	<b>WPS-052</b>	17400-83866
		01.04-01.11	K6A	HN22S	TURBO-SED 700001-720000	—	17400-83865
		01.04-01.11	K6A	HN22S	TURBO-SED 700001-720000	—	17400-83862
		01.04-06.04	K6A	HN22S	TURBO EXCEPT (SPORT, B, WORKS)	—	17400-84825
01.04-06.04	K6A	HN22S		—	17400-81812		
01.04-06.04	K6A	HN22S	TURBO EXCEPT (SPORT, B, WORKS)	—	17400-84828		
<b>KIZASHI</b>	2400	09.10-	J24B	RE91S, RF91S		—	17400-78890
<b>LANDY</b>	2000	07.01-10.12	MR20DE	SC25,SNC25		—	17400-50Z02
		10.12-	MR20	SC26,SNC26,SGC27	i-STOP	<b>WPN-120</b>	17400-51Z11
		10.12-	MR20	SC26,SNC26,SGC27		<b>WPN-117</b>	17400-51Z00
<b>MR WAGON</b>	660	01.12-	K6A	MF21S		—	17400-84825
		01.12-	K6A	MF21S		<b>WPS-036</b>	17400-84815
		01.12-	K6A	MF21S		<b>WPS-036</b>	17400-84818
		01.12-06.01	K6A	MF21S	EXCEPT TURBO	<b>WPS-036</b>	17400-84815
		02.11-06.01	K6A	MF21S	TURBO	—	17400-84823
		06.01-11.01	K6A	MF22S	EXCEPT TURBO	—	17400-58818
		06.01-11.01	K6A	MF22S	EXCEPT TURBO	—	17400-58815
		06.01-11.01	K6A	MF22S	TURBO	—	17400-58828
11.01-	R06A	MF33S		<b>WPS-057</b>	17400-50821		
<b>PALETTE</b>	660	08.01-	K6A	MK21S	EXCEPT TURBO	—	17400-58818
		08.01-	K6A	MK21S	EXCEPT TURBO	—	17400-58815

※ : Components may slightly differ from GENUINE No.

◇ : Complete Assembly Only.

& : Part No. requires additional components for installation.

# SUZUKI

Model	Year	Engine Type	Body Type	Remarks	AISIN No.	Genuine No.	
<b>PALETTE</b>	660	08.01-	K6A	MK21S	TURBO	—	17400-58828
<b>SOLIO</b>	1200	15.08-	K12C	MA26S,36S		—	17400-69L02
		16.12-	K12C	MA46S	HV	—	17400-69L02
	1300	05.08-11.01	M13A	MA34S		<b>WPS-034</b>	17400-69G04
<b>SPACIA</b>	660	13.03-	R06A	MK32S		<b>WPS-057</b>	17400-50821
		13.03-	R06A	MK42S,53S	HV	—	17400-50840
<b>SPLASH</b>	1200	08.10-	K12B	XB32S		—	17400-51K01
		08.10-	K12B	XB32S		—	17400-69L01
<b>SWIFT / IGNIS</b>	1000	17.01-	K10C	ZC13S		—	17400-69L02
	1200	07.05-10.09	K12B	ZC71S		—	17400-51K01
		10.09-16.12	K12B	ZC71S,ZC/ZD72S		—	17400-69L02
		10.09-16.12	K12B	ZC72S,ZD72S		—	17400-69L11
		17.01-	K12C	ZC/ZD53S,83S		—	17400-69L02
	1300	00.02-05.11	M13A	HT51S		<b>WPS-034</b>	17400-69G04
		04.11-10.08	M13A	ZC11S,ZD11S		<b>WPS-034</b>	17400-69G04
	1500	03.06-04.11	M15A	HT81S		<b>WPS-034</b>	17400-69G04
		04.11-	M15A	ZC21S,ZD21S		<b>WPS-034</b>	17400-69G04
	1600	05.09-	M16A	ZC31S,ZC32S		<b>WPS-034</b>	17400-69G04
10.09-		M16A	ZC32S		<b>WPS-034</b>	17400-69G04	
<b>SX4</b>	1500	06.07-14.10	M15A	Y#11S		<b>WPS-034</b>	17400-69G04
		07.07-14.10	M15A	YC11S		<b>WPS-034</b>	17400-69G02
	1600	15.02-	M16A	YA22S,YB22S		<b>WPS-034</b>	17400-69G04
	2000	06.07-09.05	J20A	YA41S, YB41S		—	17400-77815
<b>TWIN</b>	660	03.01-	K6A	EC22S	EXCEPT (HYBRID #250001-)	<b>WPS-036</b>	17400-84815
		03.01-	K6A	EC22S	HYBRID #250001	—	17400-58815
<b>VITARA / ESCUDO / SIDEKICK</b>	1400	17.07-	K14C	YEA1S		—	17400-69L02
	1600	88.05-90.08	G16A	TA01V		<b>WPS-006A</b>	17400-60813
		88.05-97.11	G16A	TA01R,TA01W		<b>WPS-006A</b>	17400-60815
		90.08-97.11	G16A	TD01W		<b>WPS-006A</b>	17400-60815
		97.11-00.04	G16A	TD02W		<b>WPS-033</b>	17400-61820
		97.11-02.11	G16A	TA02W		<b>WPS-033</b>	17400-61820
		15.10-	M16A	YD21S,YE21S		<b>WPS-034</b>	17400-69G04
	2000	94.12-96.11	H20A	TA11W, TD11W		—	17400-85830
		94.12-97.10	RF	TA31W,TD31W	TURBO	—	17400-78E00
		96.10-00.04	J20A	TA(TD)51,52W		—	17400-77815
		98.02-99.10	RF	TD32W		—	17400-78E01
		98.11-	J20A	TL52W		—	17400-77810
		05.05-08.06	J20A	TD54W		—	17400-77815
	2400	08.06-	J24B	TDA4W		—	17400-78892
	2500	96.10-97.10	H25A	TD61W		—	17400-85830
		98.02-	H25A	TD62W		—	17400-85830
	2700	00.12-	H27A	TX92W		—	17400-85830
		05.05-	H27A	TD94W		—	17400-66810
3200	08.06-	N32A	TDB4W		—	17400-78J00	
<b>WAGON R</b>	660	93.09-98.09	F6A	CT21S, CV21S		<b>WPS-001</b>	17400-50813
		97.04-98.09	K6A	CT51S, CV51S		<b>WPS-050</b>	17400-73832

※ : Components may slightly differ from GENUINE No.

◇ : Complete Assembly Only.

& : Part No. requires additional components for installation.

# SUZUKI

Model	Year	Engine Type	Body Type	Remarks	AISIN No.	Genuine No.	
<b>WAGON R</b>	660	97.04-98.10	K6A	CT51S, CV51S	101001-	<b>WPS-050</b>	17400-73833
		98.10-99.10	F6A	MC11S	#100001-	<b>WPS-021</b>	17400-76810
		98.10-99.10	K6A	MC21S	#100001-	<b>WPS-028</b>	17400-78850
		98.10-00.12	K6A	MC21S	TURBO	—	17400-73850
		99.10-	F6A	MC11S	#140001-	<b>WPS-022</b>	17400-76820
		99.10-00.12	K6A	MC21S	#140001-	<b>WPS-050</b>	17400-78870
		00.12-01.11	F6A	MC12S		<b>WPS-022</b>	17400-76820
		00.12-01.11	K6A	MC22S	TURBO 600001-660000	<b>WPS-052</b>	17400-83866
		00.12-03.09	K6A	MC22S		<b>WPS-036</b>	17400-84815
		00.12-03.09	K6A	MC22S		—	17400-84825
		00.12-03.09	K6A	MC22S	TURBO	<b>WPS-052</b>	17400-83868
		03.09-07.05	K6A	MH21S		—	17400-58815
		07.02-	K6A	MH22S,23S	TURBO	—	17400-58828
		07.02-	K6A	MH22S,23S		—	17400-58818
		07.02-	K6A	MH22S,23S		—	17400-58815
		14.08-	R06A	MH44S,55S		—	17400-50840
1000	97.02-99.06	K10A	MA61S,MB61S		<b>WPS-050</b>	17400-73832	
	99.06-00.12	K10A	MA63S		<b>WPS-028</b>	17400-78851	
	99.06-02.11	K10A	MA63S,64S		<b>WPS-028</b>	17400-78854	
1300	00.12-11.01	M13A	MA34S		<b>WPS-034</b>	17400-69G04	
<b>WAGON R PLUS</b>	1000	97.02-99.03	K10A	MA61S,MB61S	100001-	<b>WPS-050</b>	17400-73833
		99.06-00.12	K10A	MA63S		<b>WPS-028</b>	17400-78851
		99.06-02.11	K10A	MA63S,64S		<b>WPS-028</b>	17400-78854
	1200	11.01-	K12B	MA15S		<b>WPS-055V</b>	17400-69L00
		11.01-	K12B	MA15S		—	17400-69L01
1300	05.08-11.01	M13A	MA34S		<b>WPS-034</b>	17400-69G02	
<b>WAGON R WIDE</b>	1000	97.02-99.03	K10A	MA61S,MB61S	100001-	<b>WPS-050</b>	17400-73833
<b>X-90</b>	1600	95.10-97.12	G16A	LB11S		<b>WPS-006A</b>	17400-60815

SUZUKI

※ : Components may slightly differ from GENUINE No.  
 ◇ : Complete Assembly Only.  
 & : Part No. requires additional components for installation.

# SPECIFIC INDEX FOR HINO

CAR NAME	PAGE
300 series	130
500 series	130

CAR NAME	PAGE
DUTRO	130
RANGER	130

# HINO

Model	Year	Engine Type	Body Type	Remarks	AISIN No.	Genuine No.	
<b>300 series / DUTRO</b>	2700	00.05-	3RZF	RZU300M,340M		<b>WPT-044</b>	16100-79445
	3700	99.05-	4B	BU301M,306M/ Y		—	16100-59285
		99.05-02.08	4B	BU301X,346M		—	16100-59285
		01.08-	4B	BU346		—	16100-59285
	4100	99.08-	15BFTE	BU400,410,420,430M	TURBO	<b>WPT-171</b>	16100-59295
	4600	99.05-	S05C	XZU301E/ X,302E,307M/ Y,322M/ T, 337M		—	16100-3792
		99.05-	S05C	XZU341M,347M,352T,402M,412M		—	16100-3792
		99.07-	S05C	XZU302M/ T,312T,362M/ T,372M, 382M		—	16100-3792
		00.05-	S05C	XZU342M,362X		—	16100-3950
	4900	99.05-	S05#	XZU301M/ T,306M,311T,321T/ X, 322M,331M,341,346M,351T,401M, 411,421M		—	16100-3792
		99.05-	S05D	XZU371M,411M		—	16100-3792
		00.02-	S05C	XZU311		—	16100-3950
	5300	99.05-	J05C	XZU300E,330M,340M,400M/ X,410M, 420M,430M		—	16100-3792
<b>500 series / RANGER</b>	2700	00.01-	3RZF	RZU100E/ X		<b>WPT-044</b>	16100-79445
	3400	95.05-	3B	BU100M		<b>WPT-047</b>	16100-59166
	3700	88.08-95.05	14B	HV115,116,118,119		<b>WPT-047</b>	16100-59165
	4100	95.05-	15B	BU102,112,142,212		—	16100-3475
		95.05-	15B	BU102M,107M,112M		<b>WPT-047</b>	16100-59166
		95.05-	15B	BU142M,162M,172M,212M		<b>WPT-047</b>	16100-59166
		96.10-	15B	BU147M		<b>WPT-047</b>	16100-59166
		00.01-	15B	RZU100E/ X		<b>WPT-047</b>	16100-59166
	5300	95.02-	J05C	FB4J,C4J		—	16100-3475
	6600	93.01-99.02	J07C	FC3J		—	16100-3467
		99.03-	J07C	FC3J		—	16100-3467
	8000	91.11-94.09	J08C	FD1J		—	16100-3182
		94.10-	J08C	FF1J		—	16100-3467
		94.10-99.02	J08C	FG1J,FX1J		—	16100-3467
		95.01-	J08C	FC2J		—	16100-3467
95.01-99.02		J08C	FT1J,FE1J		—	16100-3467	
97.07-09.06		J08C	FD1J,2J		—	16100-3467	
99.03-		J08C	F(C/D/E/G/T/X)1J,G(D/K/X)1J		—	16100-3467	
99.11-		J08C	FJ1J		—	16100-3467	

※ : Components may slightly differ from GENUINE No.  
 ◇ : Complete Assembly Only.  
 & : Part No. requires additional components for installation.

# SPECIFIC INDEX FOR INDUSTRIAL VEHICLE

CAR NAME	PAGE
BOLENS	132
Case IH	132
CUB CADET	132
IHI Agri-Tech(IHI shibaura)	132
ISEKI	132
JCB	133
John Deere	133
KOMATSU	133
Massey Ferguson	133

CAR NAME	PAGE
Mitsubishi Heavy Industries	133
Mitsubishi Logisnext(Mitsubishi Nichiyu Forklift)	133
Mitsubishi Logisnext(NISSAN)	133
Mitsubishi Logisnext(TCM)	134
Mitsubishi Tractor	134
New Holland	134
PERKINS	135
TOYOTA L&F	135
Yanmar	136

# INDUSTRIAL VEHICLE

Model	Year	Engine Type	Body Type	Remarks	AISIN No.	Genuine No.	
<b>BOLENS</b>	78.-91.	KE75,K3A	G152,G154,G172,G174	Compact Tractor, Union D: 9mm	<b>WPM-073</b>	MM409302	
<b>Case IH</b>	82.-86.		244,254	Compact Tractor, Union D:9mm	<b>WPM-073</b>	MM409302	
	85.-86.		234	Compact Tractor, Union D:9mm	<b>WPM-073</b>	MM409302	
	86.-90.		235,245,255	Compact Tractor, Union D:9mm	<b>WPM-073</b>	MM409302	
	91.-91.		1120,1130	Compact Tractor, Union D:9mm	<b>WPM-073</b>	MM409302	
	850	80.-	K3B	234,235,244,245,1120,1130	Union D:13mm	<b>WPM-036</b>	MM409303
<b>CUB CADET</b>	97.	K3M	7272	Compact Tractor, Union D: 9mm	<b>WPM-073</b>	MM409302	
	98.-03.		7000,7200,7205,7265,7300,7305	Compact Tractor, Union D: 9mm	<b>WPM-073</b>	MM409302	
	00.-03.		7360	Compact Tractor, Union D: 9mm	<b>WPM-073</b>	MM409302	
	04.-10.	K3M	7530	Compact Tractor, Union D: 9mm	<b>WPM-073</b>	MM409302	
<b>IHI Agri-Tech (IHI shibaura)</b>		EX141			<b>WPW-010</b>	14501-7840	
		E643			<b>WPW-007</b>	14501-7082	
		E			<b>WPW-008</b>	14501-7390	
	1131	S773L	ST324BMJ		<b>WPW-010</b>	14501-7840	
	1330	J843	P1, P1F, S325		<b>WPW-006</b>	14501-6911	
	1500	N843			<b>WPW-009</b>	14501-7742	
	2000	N844			<b>WPW-009</b>	14501-7743	
		N844	ST440,ST445		<b>WPW-001</b>	14501-7723	
<b>ISEKI</b>		B2,B3,C3	HL1900,2400,2500		※ <b>WPG-029</b>	6213-611-000-5	
		B2,B3,C3			<b>WPW-002</b>	6213-610-004-2F	
		B2,B3,C3			<b>WPW-002</b>	6213-610-004-3H	
		B2,B3,C3			<b>WPW-002</b>	6213-610-004-4K	
		E3AF1	TU1700		※ <b>WPG-029</b>	6213-611-000-5	
		3AE1, 3AF1BB			<b>WPG-029</b>	6213-611-001-10	
		E3A	TU220		※ <b>WPG-029</b>	6213-611-000-5	
		E3A	TU240		※ <b>WPG-029</b>	6213-611-000-5	
		E3AF1	TU180,200		※ <b>WPG-029</b>	6213-611-000-5	
			TA250,270		※ <b>WPG-029</b>	6213-611-000-5	
		E3AF1	TU185,205		※ <b>WPG-029</b>	6213-611-000-5	
		D,C4			<b>WPW-004</b>	6213-610-005-5J	
					※ <b>WPG-029</b>	6213-611-000-11	
					※ <b>WPG-029</b>	6213-611-000-5	
		B2,B3,C3			<b>WPW-002</b>	6213-610-004-5L	
			TA262		※ <b>WPG-029</b>	6213-611-000-5	
		B,C3,E4DD, E4CG			<b>WPW-005</b>	6213-610-016-0	
		B3,C3			<b>WPW-003</b>	6213-610-011-2E	
	669	78.-81.	KE70	TX1300	Compact Utility tractor, Union D: 9mm	<b>WPM-073</b>	MM409302
	764	78.-81.	KE75	TX1500	Compact Utility tractor, Union D: 9mm	<b>WPM-073</b>	MM409302
	776		K3A	TX2140	Compact Utility tractor, Union D: 9mm	<b>WPM-073</b>	MM409302
81.-84.		K3A	TU1400	Union D: 9mm	<b>WPM-073</b>	MM409302	
	84.-86.	K3A	TU130	Union D: 9mm	<b>WPM-073</b>	MM409302	
850		K3B	TX2160	Compact Utility tractor, Union D: 9mm	<b>WPM-073</b>	MM409302	
	78.-81.	K3B	TX1510	Compact Utility tractor, Union D: 9mm	<b>WPM-073</b>	MM409302	
	81.-84.	K3B	TU1500	Union D: 9mm	<b>WPM-073</b>	MM409302	

※ : Components may slightly differ from GENUINE No.

◇ : Complete Assembly Only.

& : Part No. requires additional components for installation.

# INDUSTRIAL VEHICLE

Model	Year	Engine Type	Body Type	Remarks	AISIN No.	Genuine No.	
<b>ISEKI</b>	850	84.-86.	K3B	TU140	Union D: 9mm	<b>WPM-073</b>	MM409302
	936	81.-84.	K3C	TU1600	Union D: 9mm	<b>WPM-073</b>	MM409302
		84.-86.	K3C	TU150	Union D: 9mm	<b>WPM-073</b>	MM409302
	980	84.-86.	K3D	TU160,TU170	Union D: 9mm	<b>WPM-073</b>	MM409302
	1429	85.-87.	E3AG1	TA210,230		※ <b>WPG-029</b>	6213-611-000-5
<b>JCB</b>	1500		KE10315 PERKINS	803 Super	Crawler Excavator	<b>WPW-001</b>	14501-7723
<b>John Deere</b>	92.	3T72HE	180,250,650,750			<b>WPW-011</b>	121023-42100
<b>KOMATSU</b>	1150	70.-	D11	FG10,FG14		—	21010-48303
		79.-	D11	FG15		—	21010-19925
	1500		4P	FG10,14,15,18,FGL12		<b>WPT-103</b>	16120-23010
			4P	FG15,18		<b>WPT-103</b>	16120-23010
			J15	FG20L8,FG25L8		<b>WPN-036</b>	21010-13226
	2000		H20	C8,KC8,KT8,FG30-C,FG30-ST4,W8		<b>WPN-007</b>	21010-L1126
			H20	FG10,15,18,FG20-7,FG20S,25S,FG25-7,FG30S,FG30-7		<b>WPN-022</b>	21010-78226
			H20	KC/ KT/ T/ W/ FG20,25-C		<b>WPN-007</b>	21010-L1126
	2400		C240	FD15,20,23,25,28,30		<b>WPG-017</b>	5-13610-057-0
	6100	73.-	DA120	FD100,FD150		—	1-13610-020-2
6400	75.08-	DA640	20H,515		—	1-13610-186-1	
	75.08-	DA640	JH60,63,65,W90		—	1-13610-186-1	
<b>Massey Ferguson</b>		E3AD1	1125,1140,1145,1240	s/ n E40100-earlier	<b>WPW-004</b>	6213-610-005-5J	
		E3AD1	1250	s/ n E50100-earlier	<b>WPW-004</b>	6213-610-005-5J	
		E3AD1	1260	s/ n E60100-earlier	<b>WPW-004</b>	6213-610-005-5J	
<b>Mitsubishi Heavy Industries</b>		L3	H15A	Excavator	<b>WPM-072</b>	MM43317002	
	850		MT180,210,470,1401,1601,1801,2001,2201,2300	Compact Tractor, Union D:9mm	<b>WPM-073</b>	MM409302	
<b>Mitsubishi Logisnext (Mitsubishi Nichiyu Forklift)</b>	850		S373 Beaver III,S470,S2320,S2340 (SATOH)	Compact Tractor, Union D:9mm	<b>WPM-073</b>	MM409302	
	1400		4G33	FG10,14,15,18		<b>WPM-006</b>	MD997077
			4G33	KFG20,23,25		<b>WPM-006</b>	MD997077
			4G41	2FG14, 2FG15		—	MD011300
	2000		4G52	FG20,23,25		—	MD025475
		90.-	4G6			<b>WPM-077</b>	YMD307242
	2400		4G53	FG28, FG30		—	MD025475
	2600		S4E	FD20,23,25,28,30		—	34445-00014
			S4E	FD20,23,25,28,30		—	34545-10010
			S4E	FD20,23,25,28,30E		—	34445-20010
3900		S6E	FD35,38,40		—	34445-20010	
		S6E-2	FD50,60,70		—	34745-00020	
4000		6DR51	FD35,FD40		—	31645-80010	
<b>Mitsubishi Logisnext (NISSAN)</b>	1500	86.02-93.01	A15	H01,02,NAH02,NASH01,NH01,02		<b>WPN-074</b>	21010-05H00
		86.02-93.01	SD15	NVH01,02,VH01		<b>WPN-043</b>	21010-37504
		86.05-93.01	A15	AH02,ASH01		<b>WPN-074</b>	21010-05H00
		93.01-	H15	J01,02,NJ01,02,NSJ01,SJ01,LJ01		<b>WPN-115</b>	21010-FF225
		93.01-	H15	J01,02,NJ01,02,NSJ01,SJ01,LJ01		<b>WPN-115</b>	21010-50K28
	2000	86.02-93.01	H20	PH02		<b>WPN-007</b>	21010-L1126

※ : Components may slightly differ from GENUINE No.

◇ : Complete Assembly Only.

& : Part No. requires additional components for installation.

# INDUSTRIAL VEHICLE

Model	Year	Engine Type	Body Type	Remarks	AISIN No.	Genuine No.	
<b>Mitsubishi Logisnext (NISSAN)</b>	2000	93.01-	H20	PJ01,02,LPJ01,02		<b>WPN-115</b>	21010-FF225
		93.01-	H20	PJ01,02,LPJ01,02		<b>WPN-115</b>	21010-50K28
	2400	86.02-93.01	Z24	RGH02		<b>WPN-022</b>	21010-78226
	2500	86.02-93.01	SD25	EH01,02		<b>WPN-043</b>	21010-37526
		93.01-	H25	UJ02,UGJ02,LUJ02,LUGJ02		<b>WPN-115</b>	21010-FF225
		93.01-	H25	UJ02,UGJ02,LUJ02,LUGJ02		<b>WPN-115</b>	21010-50K28
	2700	93.01-	TD27	FJ01,FGJ02		<b>WPN-118</b>	21010-40K26
		97.06-	TD27	FJ02		<b>WPN-118</b>	21010-40K26
		97.06-	TD27	LFGJ02,LFJ01,02		<b>WPN-118</b>	21010-40K30
	3000	93.01-	BD30	YGJ02,YJ02		<b>WPN-118</b>	21010-40K26
	3300	80.04-89.05	SD33T	YF05,YGF03		<b>WPN-026</b>	21010-61528
	4000	80.04-89.05	P40	UF03,UGF03		<b>WPN-041</b>	21010-C6026
	4200	89.05-	TD42	WF03,05,UGF03		<b>WPN-025</b>	21010-06J28
	5600	83.07-98.01	FD6	DF05		—	21010-L9201
<b>Mitsubishi Logisnext(TCM)</b>	1500		J15	FG14N14		<b>WPN-036</b>	21010-13226
	2400		C240	FD15,18,20,23,25,28,30,FCD15,18,20,23,25,28,FVD20,23,25,28,30		<b>WPG-017</b>	5-13610-169-3
			C240	FD20Z5,25Z4,F30Z5		<b>WPG-017</b>	5-13610-169-3
			C240	FD35,50,60		—	1-13610-253-2
			C240	SD10,12	E# 555073-	<b>WPG-017</b>	5-13610-169-3
			C240	STD10,15,WTD15	E#-555072	—	5-13610-054-1
		80.07-	C240	815,820		—	5-13610-167-1
	4100		DA220	FD35,50,60	E#-643066	—	1-13610-186-0
			DA220	FD35,50,60	E#-636265	—	1-13610-020-2
	5000		D500	FD35,38,40,FVD35,38,40		—	5-13610-099-3
			D500	FD50,60,70,FVD50,60,70		—	5-13610-145-2
	5400		6BB1	FD35,38,40		—	5-13610-099-3
			6BB1	FD50,60,70		—	5-13610-145-2
	6100	73.-	DA120	FD100		—	1-13610-020-2
6400	75.11-	DA640	55BZ,75-3,FD(S)100,FD80,150		—	1-13610-186-1	
<b>Mitsubishi Tractor</b>	850	80.-	K3B	MT21(D),23(D),25(D)	Union D:13mm	<b>WPM-036</b>	MM409303
<b>New Holland</b>	1330		J843	1715,1320,1520,1620	Compact Tractor	<b>WPW-006</b>	14501-6911
	1500		N843(C,L)	L(S)140,150,160,170,L175,565,L(X)465,LX485	Skid Steer Loader	<b>WPW-001</b>	14501-7723
			N843(C,L), N844(LC, LTC,T)	4055, 4060?	Boomer	<b>WPW-001</b>	14501-7723
			N843(C,L), N844(LC, LTC,T)	TC30,TC33D(A),TC35(A,D)	Compact Tractor	<b>WPW-001</b>	14501-7723
		87.01-93.09	N843(C,L), N844(LC, LTC,T)	1920	Compact Tractor	<b>WPW-001</b>	14501-7723
		87.01-93.09	N843(C,L), N844(LC, LTC,T)	2030,2035,3040,3045,3050,3415	Boomer	<b>WPW-001</b>	14501-7723
		93.10-	N843(C,L)	1720,1925	Compact Tractor	<b>WPW-001</b>	14501-7723
	2000		N844(LC, LTC,T)	LX565,665	Skid Steer Loader	<b>WPW-001</b>	14501-7723

※ : Components may slightly differ from GENUINE No.

◇ : Complete Assembly Only.

& : Part No. requires additional components for installation.

# INDUSTRIAL VEHICLE

Model	Year	Engine Type	Body Type	Remarks	AISIN No.	Genuine No.
<b>PERKINS</b>		HL403C15, HP404C22(T)			<b>WPW-001</b>	14501-7723
		KE10315, KF10419, KR10422			<b>WPW-001</b>	14501-7723
<b>TOYOTA L&amp;F</b>	1350	81.04-92.02	3P	2FG7,9,L7,9		<b>WPT-103</b> 16120-76001-71
	1500	78.04-83.06	4P	3FG(L)20,25,FG(L)18,23,4FG(L)10~25		<b>WPT-103</b> 16120-76001-71
		78.04-86.08	5R	40/ 42-3FG20,25,4FG10~25		<b>WPT-147</b> 16100-78052-71
		84.03-86.09	4P	4FG(L)10~25,SGK6		<b>WPT-149</b> 16100-78005-71
		84.03-88.09	4P	3FGC10~15,4FGC20,25,FGC18,23		<b>WPT-149</b> 16100-78005-71
		86.05-89.08	4P	5FG(L)10~25		— 16100-78007-71
		88.06-93.12	4P	30-5FGC10~15		— 16100-78007-71
		89.08-06.09	5K	5(6)FG(L)10~25,7FG(L)10~15		※ <b>WPT-542</b> 16100-78122-71
		92.02-08.08	5K	40-2(3)FG(L)7,9		<b>WPT-551</b> 16100-78121-71
	1800	14.10-	1ZS	02-8FD(L)15~30,J35,6SD7~15		<b>WPT-555</b> 16100-UM010
	2000		2DZ		Sub Engine type Bus Cooler	<b>WPT-502</b> 16100-UC010
		86.05-94.01	1Z	5FD20~30		<b>WPT-501</b> 16100-78300-71
	2200	91.02-94.01	4Y	40/ 42-5FG10~25,5FG28,30		<b>WPT-504</b> 16100-78154-71
		91.09-93.12	4Y	5FGC10~30		<b>WPT-504</b> 16100-78154-71
		93.10-98.09	4Y	40/ 42-6FG10~30,L15~25,6FG28,30		<b>WPT-504</b> 16100-78154-71
		98.08-	4Y	7(8)FG(L)10~30,J35,K(L)20~30,5(6)SG10,12,L7,10		<b>WPT-543</b> 16110-78156-71
		00.10-06.09	4Y	7FG15~30,J35,K20~30,5SG10,12		<b>WPT-511</b> 16100-UB020
		06.08-09.08	4Y	8FG(L)10~30,J35,K20~30,KL20,25,6SG10,12,L7,10		<b>WPT-546</b> 16100-UB030
		09.08-	4Y	8FG(L)10~30,J35,K20~30,KL20,25,6SG10,12,L7,10		<b>WPT-547</b> 16100-UB040
		2500	80.02-88.03	5P	FGC18~28,3FGC30,4FGC20,25	
	82.05-86.08		2J	3FD10~30,FD18~28,4FD20~25		<b>WPT-507</b> 16100-10941-71
	86.05-89.08		2J	5FD10~25		<b>WPT-509</b> 16100-23040-71
	88.03-93.12		2J	5FDC20~30		<b>WPT-509</b> 16100-23040-71
	89.08-93.12		1DZ	5FD10~25		<b>WPT-502</b> 16100-UC010
	93.10-98.09		1DZ	6FD14~25,L15~25		<b>WPT-506</b> 16100-78202-71
	93.12-94.02		1DZ	5FD10~25		<b>WPT-506</b> 16100-78202-71
	98.08-06.09		1DZ	7FD10~25,K20~30,5SD7~15	WO/ SC	<b>WPT-554</b> 16110-UCH10
	98.08-06.09		1DZ	7FD10~25,K20~30		<b>WPT-510</b> 16100-78203-71
	06.08-		1DZ	8FD(L)10~30,J35,K20,30	WO/ SC	<b>WPT-554</b> 16110-UCH10
	06.08-		1DZ	8FD(L)10~30,J35,K20,30		<b>WPT-541</b> 16100-UC040
	06.08-14.10		1DZ	6SD7,10,12,15		<b>WPT-541</b> 16100-UC040
	09.12-		1DZ	88-7FD35,K40,K45		<b>WPT-544</b> 16100-UC050
	09.12-	1DZ	88-7FD35,K40,K45	WO/ SC	<b>WPT-554</b> 16110-UCH10	
3000	78.10-86.08	B	70(72)-FD28,70(72)-3FD28,30		— 16100-32083-71	
	14.07-	1KDFTV	8FD35~80		<b>WPT-134</b> 16100-76066-71	
3500	88.04-96.09	11Z	5FD33~45,A50		<b>WPT-501</b> 16100-78300-71	
	90.09-96.06	12Z	5FD50~70		<b>WPT-548</b> 16100-UE010	
	93.10-98.08	2Z	6FD20~30		<b>WPT-501</b> 16100-78300-71	
	97.10-05.03	2Z	2JD18,21,3JD21,25,3SDT15,15D		<b>WPT-550</b> 16100-UD010	
	98.02-	2Z	42-2TD20,25		<b>WPT-550</b> 16100-UD010	

※ : Components may slightly differ from GENUINE No.

◇ : Complete Assembly Only.

& : Part No. requires additional components for installation.

# INDUSTRIAL VEHICLE

Model	Year	Engine Type	Body Type	Remarks	AISIN No.	Genuine No.	
<b>TOYOTA L&amp;F</b>	3500	98.08-06.09	2Z	7FD20~30,J35,60-5SD15	WO/ SC	<b>WPT-554</b>	16110-UCH10
		98.08-06.09	2Z	7FD20~30,J35,60-5SD15		<b>WPT-508</b>	16100-78701-71
		06.08-09.08	2Z	50/ 52-8FD20~30,J35	WO/ SC	<b>WPT-554</b>	16110-UCH10
		06.08-09.08	2Z	50/ 52-8FD20~30,J35		<b>WPT-552</b>	16100-UD020
		06.08-15.03	3Z	5SDK(L)10,50/ 52-6SD15	WO/ SC	<b>WPT-554</b>	16110-UCH10
		06.08-15.03	3Z	5SDK10,KL10,50/ 52-6SD15		<b>WPT-552</b>	16100-UD020
		09.08-	3Z	50/ 52-8FD20~30,J35		<b>WPT-552</b>	16100-UD020
		09.08-	3Z	50/ 52-8FD20~30,J35	WO/ SC	<b>WPT-554</b>	16110-UCH10
		3700	14.10-	1FS	8FG35~50		※ <b>WPT-554</b>
	4000	88.04-94.09	3F	5FG33~45,E35		—	16100-77100-71
	4500	94.09-98.12	1FZ	5FG33~45,6FG33~50		<b>WPT-023</b>	16100-76035-71
		98.12-02.01	G4	7FG35~45,K40,A50		—	16100-31721-71
		02.01-14.10	1FZ	7FG35~50		<b>WPT-023</b>	16100-76035-71
		07.11-14.10	1FZ	5FG50~70		<b>WPT-023</b>	16100-76035-71
	4600	96.09-03.08	13Z	6FD33~45,A50,7FD35~45		<b>WPT-501</b>	16100-78300-71
		98.12-03.08	13Z	02-7FD35~45,K40,A50		<b>WPT-548</b>	16100-UE010
		03.08-07.11	13Z	7FD35~45,K40,A50		<b>WPT-548</b>	16100-UE010
	5200	96.06-10.08	14Z	5FD50~70		<b>WPT-548</b>	16100-UE010
		07.11-10.08	14Z	7FD35~45,K40,A50		<b>WPT-548</b>	16100-UE010
		10.08-	15Z	7FD35~45,K40,A50		<b>WPT-548</b>	16100-UE010
13.11-14.10		15Z	5FD50~70		<b>WPT-548</b>	16100-UE010	
<b>Yanmar</b>	78.-92.	3T72	YB10		<b>WPW-011</b>	121023-42100	
	88.-90.	3TNC78E-RD		Utility	—	119810-42002	
	02.-	3TNE74C-EJ		Utility	<b>WPW-012</b>	119626-42011	
	900		3TNA72(L, U3C), 3TNV72, 3TNE		Utility	<b>WPW-017</b>	119660-42009
		87.-15.01	3TNA72-J		Utility	<b>WPW-017</b>	119660-42009
	1300	03.-	3TNV82A- KIR		Utility	<b>WPW-014</b>	119802-42001
		03.-	3TNV82A-RA		Utility	<b>WPW-015</b>	119852-42001
	1330		J843	A22		<b>WPW-006</b>	14501-6911
	2700	81.-	3S15		Marine	<b>WPW-016</b>	120320-43101
3500	90.-	4LH		Marine	<b>WPW-013</b>	119171-42003	

※ : Components may slightly differ from GENUINE No.

◇ : Complete Assembly Only.

& : Part No. requires additional components for installation.


# TOYOTA



WPT-001A  
WPT-001B



WPT-002




WPT-003A



WPT-004



WPT-006




WPT-007A



WPT-008A




WPT-009




WPT-010A



WPT-011A



WPT-012




WPT-013A



WPT-014



WPT-015



WPT-016A



WPT-017




WPT-018



WPT-019



WPT-020



WPT-021A




WPT-022




WPT-023



WPT-024A



WPT-025




WPT-026

# TOYOTA



WPT-027




WPT-028



WPT-029



WPT-030



WPT-031




WPT-032



WPT-033A



WPT-035



WPT-036



WPT-037



WPT-038



WPT-039



WPT-042



WPT-043



WPT-044



WPT-045



WPT-046A



WPT-047



WPT-048



WPT-049




WPT-050



WPT-051



WPT-052



WPT-053




WPT-054

# TOYOTA



WPT-055




WPT-056



WPT-057



WPT-058



WPT-060



WPT-061



WPT-062



WPT-063



WPT-064




WPT-065



WPT-066




WPT-067



WPT-068




WPT-069



WPT-070



WPT-071



WPT-072



WPT-073



WPT-074



WPT-075



WPT-076



WPT-077



WPT-078



WPT-080



WPT-081

PICTURES


# TOYOTA



WPT-082



WPT-083



WPT-084



WPT-086



WPT-087



WPT-090



WPT-096



WPT-097



WPT-098




WPT-099



WPT-100



WPT-103




WPT-106




WPT-107A



WPT-108



WPT-109




WPT-110



WPT-111



WPT-112



WPT-113




WPT-115



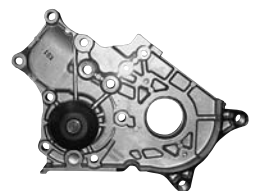
WPT-116



WPT-117




WPT-118



WPT-120

# TOYOTA




WPT- 121



WPT- 122



WPT- 123



WPT- 124




WPT- 125



WPT- 126



WPT- 127




WPT- 128



WPT- 129



WPT- 132




WPT- 134



WPT- 135



WPT- 136




WPT- 137



WPT- 140



WPT- 141



WPT- 142




WPT- 143




WPT- 145




WPT- 146



WPT- 148



WPT- 151



WPT- 155



WPT- 157



WPT- 159

# TOYOTA



WPT- 164



WPT- 168



WPT- 169



WPT- 175



WPT- 180



WPT- 181



WPT- 184



WPT- 186




WPT- 187



WPT- 188



WPT- 189



WPT- 190



WPT- 191



WPT- 194



WPT- 195



WPT- 196



WPT- 197



WPT- 198



WPT- 199



WPT- 200



WPT- 201




WPT- 202



WPT- 203











WPTS- 008










WPTK- 010

# TOYOTA




# NISSAN



# NISSAN



WPN-032



WPN-036




WPN-038A



WPN-039




WPN-040



WPN-041



WPN-043



WPN-052



WPN-053



WPN-054A



WPN-055



WPN-056



WPN-057




WPN-058



WPN-059




WPN-060



WPN-061



WPN-062



WPN-063



WPN-064



WPN-065



WPN-067



WPN-068




WPN-069



WPN-070

# NISSAN



WPN-074



WPN-075




WPN-080



WPN-081



WPN-082A



WPN-083



WPN-084



WPN-085



WPN-088



WPN-089




WPN-090



WPN-091



WPN-092



WPN-094



WPN-097



WPN-098



WPN-100



WPN-104



WPN-108



WPN-109



WPN-110



WPN-111



WPN-112



WPN-113



WPN-116

# NISSAN




WPN-117



WPN-118



WPN-120



WPN-121



WPN-122



WPN-123



WPN-124



WPN-125



WPN-126



WPN-700



WPN-702



WPN-703



WPN-704



WPN-705



WPN-706




WPN-707



WPN-800

# MITSUBISHI




WPM-001A



WPM-002A




WPM-003



WPM-004



WPM-005




WPM-006



WPM-007



WPM-008



WPM-009



WPM-010




WPM-012




WPM-013




WPM-014




WPM-016




WPM-022




WPM-028



WPM-030




WPM-031



WPM-032



WPM-033




WPM-035



WPM-036



WPM-037



WPM-038



WPM-039

# MITSUBISHI



WPM-040



WPM-044




WPM-045



WPM-046



WPM-047



WPM-048



WPM-049




WPM-054




WPM-055



WPM-056



WPM-057



WPM-058



WPM-059



WPM-060



WPM-061



WPM-066



WPM-067




WPM-069



WPM-071



WPM-073



WPM-074




WPM-080


# MAZDA



WPZ-001



WPZ-002



WPZ-003



WPZ-004



WPZ-005



WPZ-006



WPZ-015




WPZ-043

# HONDA



WPH-001




WPH-002




WPH-003



WPH-004



WPH-005




WPH-006




WPH-008



WPH-010



WPH-011A



WPH-012



WPH-013




WPH-014




WPH-016



WPH-019



WPH-026



WPH-041



WPH-043




WPH-044



WPH-045



WPH-047



WPH-053



WPH-054



WPH-057



WPH-058



WPH-062

PICTURES

# HONDA



**WPH-063**



**WPH-064**



**WPH-065**



**WPH-066**



**WPH-067**



**WPH-071**



**WPH-800**



**WPH-801**


# ISUZU




WPG-002



WPG-003



WPG-004



WPG-005



WPG-006




WPG-008



WPG-009



WPG-010




WPG-015



WPG-017



WPG-018



WPG-020



WPG-021A



WPG-027




WPG-028



WPG-029

# DAIHATSU




WPD-002



WPD-003




WPD-004



WPD-005




WPD-006



WPD-007



WPD-008



WPD-009




WPD-010



WPD-011



WPD-012



WPD-013



WPD-022



WPD-023



WPD-024




WPD-025



WPD-026



WPD-030



WPD-035



WPD-038



WPD-043



WPD-045



WPD-047



WPD-048




WPD-049

# SUBARU



WPF- 001




WPF- 002




WPF- 003




WPF- 004




WPF- 005



WPF- 006



WPF- 007



WPF- 008



WPF- 022



WPF- 023



WPF- 024



WPF- 025




WPF- 026




WPF- 027

# SUZUKI



WPS-001




WPS-002A



WPS-003




WPS-004A



WPS-005




WPS-006A



WPS-007A



WPS-008



WPS-009



WPS-016



WPS-017



WPS-018



WPS-021



WPS-022



WPS-023



WPS-024



WPS-028



WPS-030



WPS-032



WPS-033



WPS-034



WPS-035



WPS-036



WPS-046




WPS-050

# SUZUKI



WPS- 051




WPS- 053



WPS- 057


# INDUSTRIAL VEHICLE



WPW-001



WPW-002



WPW-003



WPW-004



WPW-005



WPW-006



WPW-007



WPW-008



WPW-009



WPW-010



WPW-011



WPW-012



WPW-017

## Electric Water Pump for Inverter



WQT-001



WQT-002

# Cross Reference (Genuine No.→AISIN No.)

※ : Components may slightly differ from GENUINE No.  
 ◇ : Complete Assembly Only.  
 & : Part No. requires additional components for installation.

Genuine No.	AISIN No.	Genuine No.	AISIN No.	Genuine No.	AISIN No.
0290-15-010A		119660-42006	<b>WPW-017</b>	1300A107	
0305-15-010		119660-42007	<b>WPW-017</b>	1300A110	
0305-15-010D		119660-42008	<b>WPW-017</b>	1300A127	<b>WPM-078</b>
0305-15-010E		119660-42009	<b>WPW-017</b>	1300A144	<b>WPM-078</b>
0305-99-151		119802-42000	<b>WPW-014</b>	1345-15-010	
0324-15-010		119802-42001	<b>WPW-014</b>	1345-15-010A	
0324-15-010A		119810-42002		1345-99-151	
0324-15-010B		119852-42000	<b>WPW-015</b>	1345-99-151A	
0324-15-010C		119852-42001	<b>WPW-015</b>	1361-15-010	
0324-15-010D		1201-61		1361-15-100	
0324-15-010E		120320-43100	<b>WPW-016</b>	1363-15-010	
0324-15-131		120320-43101	<b>WPW-016</b>	1363-15-010B	
0324-15-140A		120G1		1363-15-100	
0324-99-151		121023-42100	<b>WPW-011</b>	1363-15-100A	
0324-99-151A		121450-42010	※ <b>WPW-011</b>	1363-99-153	
0381-15-010		121450-42011	※ <b>WPW-011</b>	14501-6780	<b>WPW-006</b>
0381-15-010A		121465-42011	※ <b>WPW-011</b>	14501-6840	<b>WPW-007</b>
0381-15-010B		1-21650-062-0		14501-6882	<b>WPW-001</b>
0381-99-151		1-21650-159-0		14501-6910	<b>WPW-006</b>
0381-99-151A		12577510		14501-6911	<b>WPW-006</b>
0552-15-010G		12586567		14501-7081	<b>WPW-007</b>
0559-15-010		12600767		14501-7082	<b>WPW-007</b>
06191-58G-A00		12604630		14501-7341	<b>WPW-009</b>
0636-15-100		12622036		14501-7390	<b>WPW-008</b>
0706-15-010		129350-42010	※ <b>WPW-011</b>	14501-7721	<b>WPW-001</b>
0706-15-010C		129350-42011	※ <b>WPW-011</b>	14501-7722	<b>WPW-001</b>
0706-15-010D		1300A012	※ <b>WPM-035</b>	14501-7723	<b>WPW-001</b>
0706-15-010G		1300A036		14501-7740	<b>WPW-009</b>
0727-15-100C		1300A040	<b>WPM-005</b>	14501-7742	<b>WPW-009</b>
0750-15-010		1300A041		14501-7743	<b>WPW-009</b>
0750-15-010C		1300A044		14501-7840	<b>WPW-010</b>
0750-15-100		1300A045		14501-7841	<b>WPW-010</b>
0777-15-010B		1300A055	<b>WPM-079</b>	1456-15-010	
1-13610-020-2		1300A065		1456-15-0110	
1-13610-186-0		1300A066		16030-88280	
1-13610-186-1		1300A067		16032-0V030	※ <b>WPT-194</b>
1-13610-253-2		1300A069	<b>WPM-066</b>	16032-24010	
1-13610-428-2	<b>WPG-022</b>	1300A070		16032-25010	
119171-42001	<b>WPW-013</b>	1300A074		16032-25020	
119171-42002	<b>WPW-013</b>	1300A082		16032-36010	※ <b>WPT-194</b>
119171-42003	<b>WPW-013</b>	1300A083		16032-36011	※ <b>WPT-194</b>
119626-42010	<b>WPW-012</b>	1300A087		16032-36050	※ <b>WPT-191</b>
119626-42011	<b>WPW-012</b>	1300A090	<b>WPM-074</b>	16100-09010	<b>WPT-022</b>
119660-42003	<b>WPW-017</b>	1300A095	<b>WPM-075</b>	16100-09020	※ <b>WPT-055</b>
119660-42004	<b>WPW-017</b>	1300A097	※ <b>WPM-074</b>	16100-09030	※ <b>WPT-010A</b>
119660-42005	<b>WPW-017</b>	1300A102		16100-09030	<b>WPTK-010</b>

TABLE-1

# Cross Reference (Genuine No.→AISIN No.)

※ : Components may slightly differ from GENUINE No.  
 ◇ : Complete Assembly Only.  
 & : Part No. requires additional components for installation.

Genuine No.	AISIN No.	Genuine No.	AISIN No.	Genuine No.	AISIN No.
16100-09040	※WPT-010A	16100-09361	WPTC-003	16100-09711	※WPTS-011
16100-09050	WPT-108	16100-09381		16100-09720	WPT-809
16100-09051	WPT-108	16100-09400		16100-09730	WPT-198
16100-09060	WPT-033A	16100-09440	WPT-142	16100-0C010	WPT-044
16100-09061	WPT-033A	16100-09440	WPT-803	16100-0C010	WPTS-007
16100-09070	WPT-057	16100-09441	WPT-142	16100-0H010	WPT-129
16100-09080	& WPT-106	16100-09441	WPT-803	16100-0H010	WPT-801
16100-09090		16100-09442		16100-0H020	WPT-129
16100-09091		16100-09450	WPT-186	16100-0H030	WPT-129
16100-09092	WPT-001A	16100-09460	WPT-044	16100-0H030	WPTS-002
16100-09100		16100-09460	WPTS-007	16100-0H040	WPTC-002
16100-09101		16100-09470	WPT-136	16100-0H040	WPTS-008
16100-09102	WPT-001A	16100-09470	WPT-802	16100-0H050	WPTS-008
16100-09102	WPTS-005	16100-09471	WPT-136	16100-0H060	WPTS-008
16100-09110		16100-09471	WPT-802	16100-10940-71	WPT-505
16100-09120	WPT-108	16100-09480		16100-10941-71	WPT-507
16100-09130	WPT-106	16100-09481		16100-15090	WPT-108
16100-09140		16100-09490	WPT-196	16100-16090	※WPT-078
16100-09141	※WPD-036	16100-09490	WPT-804	16100-18010	※WPT-049
16100-09150	WPT-106	16100-09491	WPT-196	16100-19015	WPT-031
16100-09151		16100-09491	WPT-804	16100-19016	WPT-031
16100-09170	WPT-106	16100-09500		16100-19017	WPT-031
16100-09180	WPT-111	16100-09501	WPT-140	16100-19025	※ & WPT-066
16100-09180	WPTS-006	16100-09515	WPT-194	16100-19026	※WPT-066
16100-09181	WPT-111	16100-09515	WPT-805	16100-19027	※WPT-066
16100-09181	WPTS-006	16100-09525	WPT-188	16100-19028	※WPT-066
16100-09190		16100-09525	WPT-807	16100-19035	WPT-072
16100-09200	WPT-125	16100-09530	WPT-186	16100-19036	WPT-072
16100-09200	WPT-800	16100-09531	WPT-186	16100-19037	WPT-072
16100-09201	WPT-125	16100-09550	WPT-140	16100-19045	WPT-024A
16100-09201	WPT-800	16100-09550	WPTC-001	16100-19046	WPT-024A
16100-09210		16100-09560	WPT-140	16100-19055	WPT-021A
16100-09211	WPT-111	16100-09570	WPT-106	16100-19056	WPT-021A
16100-09220	WPT-106	16100-09570	WPTS-009	16100-19065	
16100-09240		16100-09580		16100-19066	
16100-09250	WPT-146	16100-09581		16100-19067	
16100-09250	WPTS-001	16100-09600	WPT-194	16100-19075	WPT-026
16100-09260	WPT-146	16100-09610	WPT-180	16100-19076	WPT-026
16100-09260	WPTS-001	16100-09620	WPT-195	16100-19077	WPT-026
16100-09261	WPT-146	16100-09630	WPT-197	16100-19085	※WPT-090
16100-09261	WPTS-001	16100-09670		16100-19086	※WPT-090
16100-09310	WPT-106	16100-09690	WPT-199	16100-19095	※WPT-052
16100-09340	WPT-145	16100-09690	WPT-808	16100-19105	WPT-022
16100-09341	WPT-145	16100-09700		16100-19106	WPT-022
16100-09360		16100-09710		16100-19115	※WPT-055
16100-09361	WPT-137	16100-09711	WPT-202	16100-19125	※WPT-107A

# Cross Reference (Genuine No.→AISIN No.)

※ : Components may slightly differ from GENUINE No.  
 ◇ : Complete Assembly Only.  
 & : Part No. requires additional components for installation.

Genuine No.	AISIN No.	Genuine No.	AISIN No.	Genuine No.	AISIN No.
16100-19126	<b>WPT-011A</b>	16100-28020	※ <b>WPT-049</b>	16100-29255	
16100-19135	※ <b>WPT-107A</b>	16100-28030		16100-29415	<b>WPT-106</b>
16100-19145		16100-28040	<b>WPT-129</b>	16100-29425	<b>WPT-132</b>
16100-19155	<b>WPT-024A</b>	16100-28041	<b>WPT-129</b>	16100-29455	<b>WPT-106</b>
16100-19156	<b>WPT-024A</b>	16100-28050	<b>WPT-135</b>	16100-29495	<b>WPT-145</b>
16100-19165	<b>WPT-021A</b>	16100-28051	<b>WPT-135</b>	16100-29495	<b>WPT-914</b>
16100-19166	<b>WPT-021A</b>	16100-29015		16100-29496	<b>WPT-145</b>
16100-19175	<b>WPT-021A</b>	16100-29016		16100-29505	<b>WPT-111</b>
16100-19195	※ <b>WPT-107A</b>	16100-29017		16100-30010	
16100-19205	<b>WPT-046A</b>	16100-29018		16100-31010	
16100-19215	<b>WPT-024A</b>	16100-29025		16100-31011	
16100-19216	<b>WPT-024A</b>	16100-29026		16100-31020	
16100-19225	<b>WPT-011A</b>	16100-29027		16100-31021	
16100-19226	<b>WPT-011A</b>	16100-29028		16100-31721-71	
16100-19235	<b>WPT-015</b>	16100-29029		16100-3182	
16100-19245	※ <b>WPT-050</b>	16100-29035		16100-32082-71	※ <b>WPT-549</b>
16100-19255	<b>WPT-108</b>	16100-29045		16100-32083-71	
16100-19265	<b>WPT-033A</b>	16100-29046		16100-33010	
16100-19275	<b>WPT-122</b>	16100-29047		16100-33020	
16100-19276	<b>WPT-122</b>	16100-29048		16100-34031	
16100-19285	※ <b>WPT-082</b>	16100-29055		16100-3467	
16100-19285	<b>WPT-158</b>	16100-29056		16100-3475	
16100-19295	※ <b>WPT-018</b>	16100-29065		16100-36316	
16100-19295	<b>WPT-108</b>	16100-29066		16100-3792	
16100-19305	<b>WPT-033A</b>	16100-29075		16100-39010	
16100-19315	<b>WPT-033A</b>	16100-29085	<b>WPT-057</b>	16100-39011	
16100-19325	<b>WPT-141</b>	16100-29095	<b>&amp; WPT-106</b>	16100-39015	
16100-19336	※ <b>WPT-018</b>	16100-29105		16100-39016	
16100-19337	※ <b>WPT-018</b>	16100-29115	<b>WPT-117</b>	16100-39017	
16100-19355	<b>WPT-108</b>	16100-29116	<b>WPT-117</b>	16100-39018	
16100-19365	<b>WPT-202</b>	16100-29117	<b>WPT-117</b>	16100-39025	
16100-19365	※ <b>WPTS-011</b>	16100-29125	※ <b>WPD-036</b>	16100-39026	
16100-19415		16100-29135	<b>WPT-120</b>	16100-39027	
16100-19416		16100-29145		16100-39035	
16100-20010		16100-29146		16100-39045	
16100-20011		16100-29155	<b>WPT-111</b>	16100-39055	
16100-22010		16100-29156	<b>WPT-111</b>	16100-39056	
16100-23010		16100-29157	<b>WPT-111</b>	16100-39057	
16100-23030	<b>WPD-036</b>	16100-29158	<b>WPT-111</b>	16100-39065	
16100-23040-71	<b>WPT-509</b>	16100-29165		16100-39075	※ <b>WPT-097</b>
16100-25010		16100-29175	<b>WPT-106</b>	16100-39076	※ <b>WPT-097</b>
16100-25011		16100-29185	<b>WPT-118</b>	16100-39085	
16100-25012		16100-29195	<b>WPT-132</b>	16100-39095	
16100-26021	※ <b>WPT-049</b>	16100-29196	<b>WPT-132</b>	16100-39096	
16100-26022	※ <b>WPT-049</b>	16100-29205	<b>WPT-111</b>	16100-39105	
16100-28010	※ <b>WPT-049</b>	16100-29206	<b>WPT-111</b>	16100-39106	

TABLE-1

# Cross Reference (Genuine No.→AISIN No.)

※ : Components may slightly differ from GENUINE No.  
 ◇ : Complete Assembly Only.  
 & : Part No. requires additional components for installation.

Genuine No.	AISIN No.	Genuine No.	AISIN No.	Genuine No.	AISIN No.
16100-39107	<b>WPT-077</b>	16100-39345	<b>WPT-007A</b>	16100-40020	※ <b>WPT-084</b>
16100-39115		16100-39346	<b>WPT-007A</b>	16100-40021	※ <b>WPT-084</b>
16100-39116		16100-39355	<b>WPT-062</b>	16100-40030	<b>WPT-164</b>
16100-39125		16100-39356	<b>WPT-062</b>	16100-40031	
16100-39135		16100-39385	<b>WPT-157</b>	16100-40032	
16100-39136		16100-39386		16100-40040	
16100-39145		16100-39395	<b>WPT-136</b>	16100-40041	
16100-39146		16100-39405	<b>WPT-136</b>	16100-40050	
16100-39155		16100-39406	<b>WPT-134</b>	16100-40051	
16100-39165		16100-39425	<b>WPT-134</b>	16100-40052	
16100-39166		16100-39426	<b>WPT-137</b>	16100-40060	
16100-39175		16100-39435	<b>WPT-137</b>	16100-40110	
16100-39176		16100-39436	<b>WPT-142</b>	16100-41000-71	
16100-39177		16100-39455	<b>WPT-803</b>	16100-41011	
16100-39178		16100-39455	<b>WPT-142</b>	16100-41020	
16100-39195		16100-39456	<b>WPT-803</b>	16100-42011	
16100-39196		16100-39456	<b>WPT-140</b>	16100-42831-71	
16100-39197		16100-39465	<b>WPT-140</b>	16100-44072	
16100-39205		16100-39466	<b>WPT-146</b>	16100-44091	
16100-39206		16100-39475	<b>WPT-146</b>	16100-45080	
16100-39215		16100-39485	<b>WPT-146</b>	16100-46010	
16100-39216		16100-39486	<b>WPTS-001</b>	16100-46011	
16100-39225		16100-39486	<b>WPT-196</b>	16100-46012	
16100-39226		16100-39495	<b>WPT-196</b>	16100-46021	
16100-39227		16100-39496		16100-47010	
16100-39228		16100-39500		16100-47011	
16100-39235		16100-39505	<b>WPT-187</b>	16100-47022	
16100-39236		16100-39506	<b>WPT-194</b>	16100-47023	
16100-39237		16100-39515	<b>WPT-180</b>	16100-47090	
16100-39245		16100-39525	<b>WPT-180</b>	16100-47100	
16100-39246		16100-39526	<b>WPT-184</b>	16100-48010	
16100-39255		16100-39535	<b>WPT-169</b>	16100-48011	
16100-39265	16100-39536	<b>WPT-188</b>	16100-48020		
16100-39275	16100-39545	<b>WPT-807</b>	16100-49010		
16100-39276	16100-39555	<b>WPT-195</b>	16100-49015		
16100-39285	16100-39555	<b>WPT-200</b>	16100-49016		
16100-39295	16100-39565	<b>WPT-203</b>	16100-49025		
16100-39296	16100-39575	<b>WPT-199</b>	16100-49026		
16100-39305	16100-39595	<b>WPT-808</b>	16100-49035		
16100-39315	16100-39615		16100-49036		
16100-39316	16100-39615		16100-49037		
16100-39317	16100-39625		16100-49045		
16100-39325	16100-3971		16100-49055		
16100-39326	16100-40010		16100-49065		
16100-39335	16100-40011		16100-49066		
16100-39336	16100-40012		16100-49075		

TABLE-1

# Cross Reference (Genuine No.→AISIN No.)

※ : Components may slightly differ from GENUINE No.  
 ◇ : Complete Assembly Only.  
 & : Part No. requires additional components for installation.

Genuine No.	AISIN No.	Genuine No.	AISIN No.	Genuine No.	AISIN No.
16100-49085	※WPT-084	16100-49411		16100-49655	WPT-075
16100-49095		16100-49412		16100-49656	WPT-075
16100-49105		16100-49415	WPT-036	16100-49665	※WPT-065
16100-49115		16100-49416	WPT-036	16100-49666	※WPT-065
16100-49135		16100-49425		16100-49675	※WPT-065
16100-49136		16100-49426		16100-49676	※WPT-065
16100-49137		16100-49435	※WPT-084	16100-49685	WPT-075
16100-49138		16100-49436	※WPT-084	16100-49695	※WPT-065
16100-49147	※WPT-124	16100-49437	※WPT-084	16100-49696	※WPT-065
16100-49148	※WPT-124	16100-49446		16100-49705	※WPT-065
16100-49155		16100-49447		16100-49706	※WPT-065
16100-49156		16100-49448		16100-49725	※WPT-065
16100-49165		16100-49449		16100-49726	※WPT-065
16100-49166		16100-49465	※WPT-084	16100-49735	※WPT-065
16100-49175		16100-49475	※WPT-084	16100-49736	※WPT-065
16100-49176		16100-49485	※WPT-084	16100-49745	※WPT-065
16100-49205		16100-49486	※WPT-084	16100-49746	※WPT-065
16100-49206		16100-49487	※WPT-084	16100-49755	WPT-025
16100-49207		16100-49495	※WPT-084	16100-49756	WPT-025
16100-49208		16100-49496	※WPT-084	16100-49765	※WPT-065
16100-49215		16100-49497	※WPT-084	16100-49766	※WPT-065
16100-49216		16100-49505	※WPT-084	16100-49775	WPT-068
16100-49217		16100-49506	※WPT-084	16100-49776	WPT-068
16100-49218		16100-49515	※WPT-084	16100-49785	※WPT-065
16100-49225		16100-49525		16100-49786	※WPT-065
16100-49236		16100-49526		16100-49787	※WPT-065
16100-49237		16100-49535		16100-49795	※WPT-065
16100-49238		16100-49536		16100-49796	※WPT-065
16100-49245		16100-49545		16100-49805	WPT-025
16100-49265		16100-49546		16100-49815	& WPT-110
16100-49266		16100-49555		16100-49816	WPT-110
16100-49267		16100-49556		16100-49825	※ & WPT-038
16100-49275		16100-49557		16100-49826	※ & WPT-038
16100-49276		16100-49558		16100-49835	& WPT-110
16100-49277		16100-49565		16100-49836	WPT-110
16100-49295		16100-49566		16100-49837	※WPT-038
16100-49305		16100-49575		16100-49837	WPT-110
16100-49315		16100-49576		16100-49838	※WPT-038
16100-49325		16100-49577		16100-49838	WPT-110
16100-49335		16100-49585	※WPT-065	16100-49845	※ & WPT-038
16100-49345		16100-49595	※WPT-065	16100-49846	※WPT-038
16100-49355		16100-49605		16100-49847	※WPT-038
16100-49365	※WPT-084	16100-49615	※WPT-065	16100-49855	WPT-159
16100-49395	※WPT-084	16100-49625		16100-49856	※WPT-083
16100-49405	※WPT-084	16100-49635		16100-49856	WPT-159
16100-49406	※WPT-084	16100-49645		16100-49865	WPT-121

TABLE-1

# Cross Reference (Genuine No.→AISIN No.)

※ : Components may slightly differ from GENUINE No.  
 ◇ : Complete Assembly Only.  
 & : Part No. requires additional components for installation.

Genuine No.	AISIN No.	Genuine No.	AISIN No.	Genuine No.	AISIN No.
16100-49866	<b>WPT-121</b>	16100-59096	<b>WPT-081</b>	16100-60032	
16100-49867	<b>WPT-121</b>	16100-59105	<b>WPT-074</b>	16100-60080	
16100-49868	<b>WPT-121</b>	16100-59125	<b>WPT-067</b>	16100-60090	
16100-49875	<b>WPT-116</b>	16100-59126	<b>WPT-067</b>	16100-60120	
16100-49876	<b>WPT-116</b>	16100-59127	<b>WPT-067</b>	16100-60130	
16100-49877	<b>WPT-116</b>	16100-59128	<b>WPT-067</b>	16100-61010	
16100-49A05	<b>WPT-189</b>	16100-59129	<b>WPT-067</b>	16100-61011	
16100-50010	<b>&amp; WPT-027</b>	16100-59135	<b>WPT-013A</b>	16100-61012	
16100-50011	<b>WPT-027</b>	16100-59136	<b>WPT-013A</b>	16100-61013	
16100-50012	<b>WPT-027</b>	16100-59137	<b>WPT-013A</b>	16100-61020	
16100-50013	<b>WPT-027</b>	16100-59138	<b>WPT-013A</b>	16100-61021	
16100-50014	<b>WPT-027</b>	16100-59139	<b>WPT-013A</b>	16100-61030	
16100-50020	<b>WPT-027</b>	16100-59145	<b>WPT-054</b>	16100-61031	
16100-50021	<b>WPT-027</b>	16100-59155	<b>WPT-001A</b>	16100-61040	<b>WPT-020</b>
16100-50022	<b>WPT-027</b>	16100-59165	<b>WPT-047</b>	16100-61041	<b>WPT-020</b>
16100-50023	<b>WPT-027</b>	16100-59166	<b>WPT-047</b>	16100-61060	
16100-51010		16100-59175	<b>WPT-039</b>	16100-61070	
16100-51011		16100-59176	<b>WPT-039</b>	16100-61071	<b>※WPT-063</b>
16100-51012		16100-59185	<b>WPT-080</b>	16100-61080	
16100-51013		16100-59186	<b>WPT-080</b>	16100-61081	
16100-52010		16100-59187	<b>WPT-080</b>	16100-61120	<b>※WPT-063</b>
16100-52011		16100-59195		16100-61130	<b>※WPT-063</b>
16100-52012		16100-59196		16100-61140	
16100-52013		16100-59205	<b>WPT-067</b>	16100-61150	
16100-52014		16100-59208	<b>WPT-067</b>	16100-64H00	<b>※WPT-004</b>
16100-52020		16100-59215	<b>WPT-067</b>	16100-64H01	<b>※WPT-096</b>
16100-55010		16100-59225		16100-64H02	<b>※WPT-126</b>
16100-55011		16100-59226		16100-64H03	<b>WPT-004</b>
16100-55020		16100-59235		16100-64H04	<b>※WPT-004</b>
16100-59015	<b>WPT-073</b>	16100-59245	<b>WPT-047</b>	16100-64H05	<b>※WPT-096</b>
16100-59016	<b>WPT-073</b>	16100-59255	<b>WPT-001A</b>	16100-64H06	<b>※WPT-126</b>
16100-59017	<b>WPT-073</b>	16100-59256	<b>WPT-001A</b>	16100-64H07	<b>※WPT-126</b>
16100-59025		16100-59257	<b>WPT-001A</b>	16100-67010	
16100-59026		16100-59265	<b>WPT-039</b>	16100-69025	
16100-59035		16100-59275	<b>WPT-125</b>	16100-69026	
16100-59045	<b>WPT-067</b>	16100-59275	<b>WPT-800</b>	16100-69027	
16100-59046	<b>WPT-067</b>	16100-59276	<b>WPT-125</b>	16100-69035	<b>※WPT-051</b>
16100-59047	<b>WPT-067</b>	16100-59276	<b>WPT-800</b>	16100-69036	<b>※WPT-051</b>
16100-59048	<b>WPT-067</b>	16100-59285		16100-69037	<b>※WPT-051</b>
16100-59049	<b>WPT-067</b>	16100-59295	<b>WPT-171</b>	16100-69039	<b>※WPT-051</b>
16100-59055	<b>WPT-073</b>	16100-59365	<b>WPT-143</b>	16100-69045	
16100-59065	<b>WPT-019</b>	16100-60010		16100-69046	
16100-59075	<b>WPT-019</b>	16100-60011		16100-69047	
16100-59076	<b>WPT-019</b>	16100-60012		16100-69055	
16100-59085	<b>WPT-058</b>	16100-60013		16100-69056	
16100-59095	<b>WPT-081</b>	16100-60031		16100-69057	

TABLE-1

# Cross Reference (Genuine No.→AISIN No.)

※ : Components may slightly differ from GENUINE No.  
 ◇ : Complete Assembly Only.  
 & : Part No. requires additional components for installation.

Genuine No.	AISIN No.	Genuine No.	AISIN No.	Genuine No.	AISIN No.
16100-69065		16100-69335	<b>WPT-002</b>	16100-76036	<b>WPT-016A</b>
16100-69066		16100-69345	<b>WPT-032</b>	16100-76066-71	<b>WPT-134</b>
16100-69067		16100-69355	<b>WPT-109</b>	16100-77010	
16100-69075	※ & <b>WPT-097</b>	16100-69356	<b>WPT-109</b>	16100-77011	
16100-69076	※ & <b>WPT-097</b>	16100-69356	※ <b>WPT-113</b>	16100-77012	
16100-69077	※ <b>WPT-097</b>	16100-69357	<b>WPT-109</b>	16100-77021	
16100-69085	<b>WPT-004</b>	16100-69357	※ <b>WPT-113</b>	16100-77022	
16100-69095	※ & <b>WPT-097</b>	16100-69365	<b>WPT-115</b>	16100-77030	
16100-69096	※ & <b>WPT-097</b>	16100-69375		16100-77050	
16100-69105	<b>WPT-061</b>	16100-69376		16100-77051	
16100-69106	<b>WPT-061</b>	16100-69377		16100-77060	
16100-69115	<b>WPT-037</b>	16100-69385	<b>WPT-099</b>	16100-77070	
16100-69125		16100-69395	<b>WPT-100</b>	16100-77071	
16100-69126		16100-69396	<b>WPT-100</b>	16100-77100-71	
16100-69127		16100-69397	<b>WPT-100</b>	16100-78001-71	※ <b>WPT-103</b>
16100-69135		16100-69398	<b>WPT-100</b>	16100-78002-71	
16100-69136		16100-69405	<b>WPT-048</b>	16100-78003-71	※ <b>WPT-103</b>
16100-69145	※ <b>WPT-071</b>	16100-69406	<b>WPT-048</b>	16100-78003-71	<b>WPT-148</b>
16100-69146	※ <b>WPT-071</b>	16100-69407	<b>WPT-048</b>	16100-78005-71	<b>WPT-149</b>
16100-69155	※ <b>WPT-029</b>	16100-69408	<b>WPT-048</b>	16100-78007-71	
16100-69156	※ <b>WPT-029</b>	16100-69415	<b>WPT-131</b>	16100-78008-71	※ <b>WPT-103</b>
16100-69156	<b>WPT-138</b>	16100-69425	<b>WPT-126</b>	16100-78010	
16100-69167		16100-69435	<b>WPT-126</b>	16100-78011	
16100-69176	※ <b>WPT-029</b>	16100-69445	& <b>WPT-002</b>	16100-78020	
16100-69185	& <b>WPT-002</b>	16100-69455	<b>WPT-002</b>	16100-78030	
16100-69186	& <b>WPT-002</b>	16100-69465	<b>WPT-098</b>	16100-78041	
16100-69187	& <b>WPT-002</b>	16100-69475	<b>WPT-030</b>	16100-78042	
16100-69195	※ <b>WPT-029</b>	16100-69485	<b>WPT-032</b>	16100-78050	
16100-69196	※ <b>WPT-029</b>	16100-69495	<b>WPT-099</b>	16100-78051	
16100-69205	<b>WPT-002</b>	16100-69505	& <b>WPT-002</b>	16100-78052-71	<b>WPT-147</b>
16100-69206	<b>WPT-002</b>	16100-69535	<b>WPT-048</b>	16100-78060	
16100-69215	<b>WPT-098</b>	16100-69545	<b>WPT-100</b>	16100-78070	
16100-69225	<b>WPT-030</b>	16100-76001-71		16100-78071	
16100-69235	<b>WPT-061</b>	16100-76002-71		16100-78080	
16100-69245	<b>WPT-037</b>	16100-76006-71	<b>WPT-036</b>	16100-78090	
16100-69255	<b>WPT-150</b>	16100-76010		16100-78100	
16100-69265		16100-76011		16100-78101	
16100-69275	<b>WPT-004</b>	16100-76012		16100-78101-71	※ <b>WPT-505</b>
16100-69285		16100-76013		16100-78102-71	<b>WPT-549</b>
16100-69295	<b>WPT-126</b>	16100-76014		16100-78110	
16100-69296	<b>WPT-126</b>	16100-76020		16100-78111	
16100-69297	<b>WPT-126</b>	16100-76021		16100-78112	
16100-69298	<b>WPT-126</b>	16100-76022		16100-78120-71	※ <b>WPT-542</b>
16100-69305	& <b>WPT-002</b>	16100-76023		16100-78121-71	<b>WPT-551</b>
16100-69315	<b>WPT-123</b>	16100-76024		16100-78122-71	※ <b>WPT-542</b>
16100-69325	<b>WPT-023</b>	16100-76035-71	<b>WPT-023</b>	16100-78140	

TABLE-1

# Cross Reference (Genuine No.→AISIN No.)

※ : Components may slightly differ from GENUINE No.  
 ◇ : Complete Assembly Only.  
 & : Part No. requires additional components for installation.

Genuine No.	AISIN No.	Genuine No.	AISIN No.	Genuine No.	AISIN No.
16100-78141		16100-79125	※WPT-056	16100-87109	
16100-78151-71		16100-79125	WPT-151	16100-87182	
16100-78152-71		16100-79126	※WPT-056	16100-87183	
16100-78153-71	WPT-504	16100-79126	WPT-151	16100-87184	
16100-78154-71	WPT-504	16100-79127	※WPT-056	16100-87185	
16100-78156-71	WPT-511	16100-79127	WPT-151	16100-87203	
16100-78157-71	WPT-511	16100-79135		16100-87204	※WPD-023
16100-78157-71	※WPT-543	16100-79136	WPT-806	16100-87208	
16100-78159-71	※WPT-543	16100-79145	WPT-043	16100-87228	
16100-78159-71	WPT-546	16100-79146	WPT-043	16100-87230	
16100-78160-71	※WPT-543	16100-79155	WPT-012	16100-87231	WPD-038
16100-78160-71	WPT-547	16100-79165	WPT-014	16100-87244	
16100-78170		16100-79175	※WPT-056	16100-87245	
16100-78200-71	WPT-502	16100-79176	※WPT-056	16100-87246	
16100-78201-71	WPT-545	16100-79185	WPTK-010	16100-87247	WPD-022
16100-78202-71	WPT-506	16100-79186	WPTK-010	16100-87248	
16100-78203-71	WPT-510	16100-79205		16100-87249	WPD-045
16100-78203-71	※WPT-554	16100-79206		16100-87250	WPD-022
16100-78205-71	WPT-541	16100-79225	WPT-127	16100-87251	
16100-78206-71	WPT-544	16100-79226	WPT-127	16100-87252	WPD-002
16100-78285	WPT-112	16100-79235		16100-87280	WPD-002
16100-78300-71	WPT-501	16100-79236		16100-87281	WPD-002
16100-78360-71	WPT-548	16100-79245	WPT-044	16100-87283	
16100-78700-71	WPT-550	16100-79255	WPT-044	16100-87286	WPD-002
16100-78701-71	WPT-508	16100-79265	WPT-042	16100-87287	
16100-78701-71	※WPT-554	16100-79275	WPT-016A	16100-87288	WPD-022
16100-78702-71	※WPT-554	16100-79285	WPT-112	16100-87289	
16100-78703-71	WPT-552	16100-79295	WPT-193	16100-87290	
16100-79015	WPT-035	16100-79430		16100-87291	
16100-79025	WPT-045	16100-79440		16100-87292	
16100-79035	WPT-016A	16100-79445	WPT-044	16100-87303	
16100-79036	WPT-016A	16100-79455	WPT-042	16100-87304	
16100-79037	WPT-016A	16100-79465	WPT-044	16100-87305	
16100-79045	※WPT-060	16100-80001	WPT-186	16100-87306	
16100-79055		16100-80003	WPT-186	16100-87307	
16100-79065	WPT-053	16100-80004	WPT-181	16100-87308	
16100-79075	※WPT-010A	16100-80005	WPT-164	16100-87309	
16100-79075	WPTK-010	16100-80007	WPT-186	16100-87380	
16100-79085		16100-80008	WPT-168	16100-87381	
16100-79095	※WPT-060	16100-80009	WPT-121	16100-87382	
16100-79096	※WPT-060	16100-80010	WPT-181	16100-87383	
16100-79105		16100-80011	WPT-168	16100-87386	
16100-79106		16100-80012		16100-87387	
16100-79115	※ & WPT-009	16100-80013	WPT-198	16100-87389	
16100-79116	※ & WPT-009	16100-80014	WPT-201	16100-87390	WPD-012
16100-79117	WPT-009	16100-87108		16100-87391	WPD-011

TABLE-1

# Cross Reference (Genuine No.→AISIN No.)

※ : Components may slightly differ from GENUINE No.  
 ◇ : Complete Assembly Only.  
 & : Part No. requires additional components for installation.

Genuine No.	AISIN No.	Genuine No.	AISIN No.	Genuine No.	AISIN No.
16100-87394	<b>WPD-011</b>	16100-87796	<b>WPD-009</b>	16100-B9011	<b>WPT-117</b>
16100-87395	<b>WPD-012</b>	16100-87797	<b>WPD-013</b>	16100-B9015	<b>WPD-047</b>
16100-87501		16100-88220	<b>WPT-086</b>	16100-B9016	<b>WPD-047</b>
16100-87502		16100-88221	<b>WPT-086</b>	16100-B9020	
16100-87503		16100-88260	※ <b>WPT-087</b>	16100-B9021	
16100-87504		16100-88280		16100-B9022	
16100-87505	<b>WPD-008</b>	16100-89102		16100-B9027	
16100-87506	<b>WPD-038</b>	16100-89103		16100-B9040	
16100-87507	<b>WPD-008</b>	16100-96001		16100-B9090	<b>WPD-012</b>
16100-87508	<b>WPD-038</b>	16100-96002		16100-B9100	<b>WPD-024</b>
16100-87509	<b>WPD-003</b>	16100-96003		16100-B9101	
16100-87510	<b>WPD-004</b>	16100-96004		16100-B9110	
16100-87511	<b>WPD-005</b>	16100-96005		16100-B9120	<b>WPD-043</b>
16100-87512	<b>WPD-006</b>	16100-96051		16100-B9130	
16100-87580	<b>WPD-005</b>	16100-96052	<b>WPT-147</b>	16100-B9140	
16100-87581	<b>WPD-006</b>	16100-96601		16100-B9150	※ <b>WPT-183</b>
16100-87582	<b>WPD-005</b>	16100-96602		16100-B9170	
16100-87583	<b>WPD-006</b>	16100-97205	※ <b>WPD-023</b>	16100-B9180	
16100-87584	<b>WPD-003</b>	16100-97206	<b>WPD-026</b>	16100-B9190	<b>WPD-025</b>
16100-87585	<b>WPD-004</b>	16100-97207	<b>WPD-024</b>	16100-B9200	<b>WPD-040</b>
16100-87586	<b>WPD-005</b>	16100-97212	<b>WPD-026</b>	16100-B9210	
16100-87587	<b>WPD-006</b>	16100-97213		16100-B9250	
16100-87588	<b>WPD-003</b>	16100-97214	<b>WPD-040</b>	16100-B9280	
16100-87589	<b>WPD-004</b>	16100-97215	<b>WPD-025</b>	16100-B9330	<b>WPD-026</b>
16100-87590	<b>WPD-003</b>	16100-97221	<b>WPD-025</b>	16100-B9350	
16100-87591	<b>WPD-004</b>	16100-97226		16100-B9440	<b>WPT-175</b>
16100-87592	<b>WPD-008</b>	16100-97228		16100-B9441	<b>WPT-175</b>
16100-87701		16100-97231		16100-B9442	<b>WPT-175</b>
16100-87702		16100-97232	<b>WPD-040</b>	16100-B9450	
16100-87705		16100-97234	<b>WPT-186</b>	16100-B9451	<b>&amp; WPD-044</b>
16100-87706		16100-97240	<b>WPD-025</b>	16100-B9452	<b>&amp; WPD-044</b>
16100-87707		16100-97241	<b>WPD-024</b>	16100-B9453	<b>WPD-044</b>
16100-87726	<b>WPD-009</b>	16100-97242	<b>WPD-043</b>	16100-B9454	<b>WPD-044</b>
16100-87730	<b>WPD-007</b>	16100-97243		16100-B9455	<b>WPD-044</b>
16100-87731	<b>WPD-013</b>	16100-97244		16100-B9457	<b>WPD-044</b>
16100-87780		16100-97280	<b>WPD-025</b>	16100-B9458	<b>WPD-044</b>
16100-87781		16100-97404	<b>WPT-117</b>	16100-B9459	<b>WPD-044</b>
16100-87782	<b>WPD-010</b>	16100-97405		16100-B9460	
16100-87784	<b>WPD-010</b>	16100-97406	<b>WPT-175</b>	16100-B9461	<b>&amp; WPD-047</b>
16100-87786	<b>WPD-007</b>	16100-97410		16100-B9462	<b>WPD-047</b>
16100-87787	<b>WPD-009</b>	16100-97411	<b>WPT-117</b>	16100-B9463	<b>WPD-047</b>
16100-87788		16100-97412	<b>WPT-175</b>	16100-B9464	<b>WPD-047</b>
16100-87789	<b>WPD-010</b>	16100-97413		16100-B9467	<b>WPD-047</b>
16100-87790	<b>WPD-013</b>	16100-97502	<b>WPD-025</b>	16100-B9490	<b>WPT-198</b>
16100-87791		16100-B0010		16100-B9500	
16100-87795	<b>WPD-007</b>	16100-B9010	<b>WPT-117</b>	16100-B9510	

TABLE-1

# Cross Reference (Genuine No.→AISIN No.)

※ : Components may slightly differ from GENUINE No.  
 ◇ : Complete Assembly Only.  
 & : Part No. requires additional components for installation.

Genuine No.	AISIN No.	Genuine No.	AISIN No.	Genuine No.	AISIN No.
16100-B9520		16102-B2010	<b>WPD-049</b>	16110-19145	◇ <b>WPT-108</b>
16100-E0150		16110-01010		16110-19146	◇ <b>WPT-108</b>
16100-E0151		16110-09010	<b>&amp; WPT-010A</b>	16110-19155	<b>WPT-052</b>
16100-E0200		16110-09020		16110-19165	<b>WPT-055</b>
16100-E0271		16110-09021		16110-19175	
16100-E0291		16110-09030		16110-19176	
16100-E0341		16110-09031		16110-19185	<b>WPT-078</b>
16100-E0420		16110-09040		16110-19195	<b>WPT-082</b>
16100-E0780		16110-09060		16110-19205	<b>WPT-018</b>
16100-E0B60		16110-15010	<b>WPT-066</b>	16110-19225	
16100-UB010		16110-15020		16110-26020	
16100-UB020	<b>WPT-511</b>	16110-15030		16110-26021	<b>WPT-049</b>
16100-UB020	※ <b>WPT-543</b>	16110-15045	<b>WPT-008A</b>	16110-28010	<b>WPT-049</b>
16100-UB030	※ <b>WPT-543</b>	16110-15046	<b>WPT-008A</b>	16110-28020	<b>WPT-049</b>
16100-UB030	<b>WPT-546</b>	16110-15047	<b>WPT-008A</b>	16110-33010	
16100-UB040	※ <b>WPT-543</b>	16110-15050	<b>WPT-008A</b>	16110-33020	
16100-UB040	<b>WPT-547</b>	16110-15070		16110-33040	
16100-UC010	<b>WPT-502</b>	16110-15076		16110-34010	
16100-UC020	<b>WPT-545</b>	16110-15080	<b>WPT-003A</b>	16110-34060	
16100-UC040	<b>WPT-541</b>	16110-15085	<b>WPT-003A</b>	16110-34061	
16100-UC040	※ <b>WPT-554</b>	16110-15086		16110-34090	
16100-UC050	<b>WPT-544</b>	16110-16010	<b>WPT-052</b>	16110-34100	<b>WPT-069</b>
16100-UD010	<b>WPT-550</b>	16110-16020	<b>WPT-055</b>	16110-34110	
16100-UD020	<b>WPT-552</b>	16110-18010		16110-34140	※ <b>WPT-064</b>
16100-UD020	※ <b>WPT-554</b>	16110-19015		16110-38020	
16100-UE010	<b>WPT-548</b>	16110-19016		16110-38021	
16100-UK010	※ <b>WPT-554</b>	16110-19025	<b>WPT-090</b>	16110-38022	
16100-UM010	<b>WPT-555</b>	16110-19026	<b>WPT-090</b>	16110-38030	<b>WPT-017</b>
16101-76030	◇ <b>WPT-014</b>	16110-19035	<b>WPT-066</b>	16110-38031	<b>WPT-017</b>
16101-87201		16110-19036	<b>WPT-066</b>	16110-38035	<b>WPT-017</b>
16102-87201	<b>WPD-023</b>	16110-19045	<b>WPT-008A</b>	16110-39025	
16102-87202		16110-19046	<b>WPT-008A</b>	16110-39026	
16102-87204	<b>WPD-023</b>	16110-19047	<b>WPT-008A</b>	16110-39035	<b>WPT-017</b>
16102-87205		16110-19055	<b>WPT-107A</b>	16110-39045	
16102-87207	<b>WPD-023</b>	16110-19065	<b>WPT-107A</b>	16110-39046	
16102-87208		16110-19075	<b>WPT-003A</b>	16110-39315	
16102-87251	※ <b>WPD-035</b>	16110-19076	<b>WPT-003A</b>	16110-40030	
16102-87780		16110-19085		16110-40031	
16102-97201	<b>WPD-030</b>	16110-19086		16110-40032	
16102-97203		16110-19095	<b>WPT-107A</b>	16110-40052	
16102-97204	<b>WPD-023</b>	16110-19105	<b>WPT-107A</b>	16110-41030	
16102-97205	<b>WPD-030</b>	16110-19106	<b>WPT-107A</b>	16110-41031	
16102-97206	<b>WPD-023</b>	16110-19107	<b>WPT-006</b>	16110-41032	
16102-97207	<b>WPD-048</b>	16110-19115		16110-41040	
16102-B0010	<b>WPD-048</b>	16110-19125	<b>WPT-050</b>	16110-41042	
16102-B2010	<b>WPD-023</b>	16110-19135	<b>WPT-018</b>	16110-41060	

TABLE-1

# Cross Reference (Genuine No.→AISIN No.)

※ : Components may slightly differ from GENUINE No.  
 ◇ : Complete Assembly Only.  
 & : Part No. requires additional components for installation.

Genuine No.	AISIN No.	Genuine No.	AISIN No.	Genuine No.	AISIN No.
16110-41100	※WPT-084	16110-49410		16120-34100	WPT-064
16110-41110	※WPT-084	16110-49411		16120-34101	
16110-41130	※WPT-084	16110-56020		16120-34110	WPT-084
16110-41131	※WPT-084	16110-60080		16120-34140	WPT-064
16110-41170	※WPT-084	16110-61070		16120-41020	WPT-084
16110-41240	※WPT-065	16110-61071	WPT-063	16120-41040	WPT-084
16110-41250	※WPT-065	16110-61080		16120-41060	WPT-084
16110-42011		16110-61081	WPT-028	16120-41110	WPT-084
16110-42012		16110-61120	WPT-063	16120-41130	WPT-084
16110-42013		16110-61130		16120-41131	WPT-084
16110-45090	※WPT-084	16110-61170	WPT-071	16120-41170	WPT-084
16110-45100		16110-61180	WPT-029	16120-42010	WPT-084
16110-45110	※WPT-065	16110-63010	WPT-097	16120-42011	WPT-084
16110-46011		16110-69035	& WPT-097	16120-42012	WPT-084
16110-48030		16110-69036	& WPT-097	16120-42841-71	
16110-49015	※WPT-084	16110-69037	WPT-097	16120-45030	WPT-084
16110-49016	※WPT-084	16110-69045	WPT-113	16120-45080	WPT-084
16110-49025	※WPT-084	16110-78156-71	WPT-543	16120-45100	WPT-065
16110-49026	※WPT-084	16110-78701-71	WPT-554	16120-45110	WPT-065
16110-49035	※WPT-084	16110-78703-71	WPT-554	16120-45151	
16110-49036	※WPT-084	16110-79015	WPT-060	16120-47011	
16110-49045	※WPT-065	16110-79025	& WPT-010A	16120-47012	
16110-49055	※WPT-065	16110-79026	WPT-010A	16120-47013	
16110-49056	※WPT-065	16110-79035	WPT-056	16120-47020	
16110-49065	※WPT-065	16110-79045	& WPT-010A	16120-47021	
16110-49066	※WPT-065	16110-79065	WPT-053	16120-49015	WPT-084
16110-49075	※WPT-065	16110-79095	WPT-060	16120-49025	WPT-084
16110-49076	※WPT-065	16110-79105	WPT-056	16120-49036	WPT-084
16110-49085	※WPT-065	16110-79115	WPT-056	16120-49045	WPT-065
16110-49086	※WPT-065	16110-79125		16120-49046	WPT-065
16110-49095	& WPT-038	16110-79135	WPT-128	16120-49055	WPT-065
16110-49096	WPT-038	16110-82010	WPT-049	16120-49065	WPT-084
16110-49097	WPT-038	16110-88250		16120-49080	WPT-084
16110-49105	& WPT-038	16110-88251		16120-68010	WPT-051
16110-49115	& ◇WPT-110	16110-88252		16120-69010	WPT-051
16110-49116	◇WPT-110	16110-88260	WPT-087	16120-69015	WPT-051
16110-49125	& WPT-038	16110-UCH10	WPT-554	16120-76001-71	WPT-103
16110-49126	WPT-038	16111-87780	WPD-010	16120-78005-71	◇WPT-149
16110-49130	WPT-083	16120-10940-71	WPT-505	16120-78005-71	WPT-516
16110-49135	WPT-083	16120-23010	WPT-103	16120-78007-71	
16110-49145	WPT-124	16120-32082-71	◇WPT-549	16120-78052-71	◇WPT-147
16110-49146	WPT-124	16120-33010	WPT-084	16120-78120-71	WPT-542
16110-49147	WPT-124	16120-33020		16120-78121-71	
16110-49148	WPT-124	16120-34010	WPT-084	16120-78151-71	◇WPT-504
16110-49155	WPT-155	16120-34020		16120-78205-71	
16110-49156	WPT-155	16120-34090	WPT-084	16120-88400	

TABLE-1

# Cross Reference (Genuine No.→AISIN No.)

※ : Components may slightly differ from GENUINE No.  
 ◇ : Complete Assembly Only.  
 & : Part No. requires additional components for installation.

Genuine No.	AISIN No.	Genuine No.	AISIN No.	Genuine No.	AISIN No.
16120-96004		17400-58821		17400-69G01	<b>WPS-034</b>
16120-96005	<b>WPT-516</b>	17400-58822		17400-69G02	<b>WPS-034</b>
16120-96007	<b>WPT-515</b>	17400-58823		17400-69G04	<b>WPS-034</b>
16120-96120-71		17400-58824		17400-69L00	<b>WPS-055V</b>
16120-96151	<b>WPT-514</b>	17400-58825		17400-69L01	
161A0-29015	<b>WPT-190</b>	17400-58826		17400-69L02	
161A0-29035		17400-58828		17400-69L11	
161A0-39015	<b>WPT-190</b>	17400-60810	<b>WPS-006A</b>	17400-70020	
161A0-39025	<b>WPT-191</b>	17400-60811	<b>WPS-006A</b>	17400-70810	
161A0-39035	<b>WPT-205</b>	17400-60812	<b>WPS-006A</b>	17400-70820	
161B0-0Y010		17400-60813	<b>WPS-006A</b>	17400-70830	<b>WPS-001</b>
161B0-36010		17400-60814	<b>WPS-006A</b>	17400-70B00	
161B0-47010		17400-60815	<b>WPS-006A</b>	17400-70D00	
161B0-70010		17400-61810	<b>WPS-001</b>	17400-71811	
1620-15-130C		17400-61820	<b>WPS-033</b>	17400-72020	<b>WPS-008</b>
17400-50810	<b>WPS-001</b>	17400-62810		17400-72021	<b>WPS-008</b>
17400-50811	<b>WPS-001</b>	17400-63200	<b>WPS-008</b>	17400-72801	<b>WPS-008</b>
17400-50812	<b>WPS-001</b>	17400-65001		17400-72810	<b>WPS-008</b>
17400-50813	<b>WPS-001</b>	17400-65020		17400-72811	<b>WPS-008</b>
17400-50820		17400-65021		17400-73001	<b>WPS-002A</b>
17400-50821	<b>WPS-057</b>	17400-65810		17400-73002	<b>WPS-002A</b>
17400-50830		17400-65813		17400-73010	
17400-50840		17400-65814		17400-73011	
17400-50Z01		17400-65815	<b>WPS-053</b>	17400-73012	<b>WPS-002A</b>
17400-50Z02		17400-65816	<b>WPS-053</b>	17400-73013	<b>WPS-002A</b>
17400-51810	<b>WPS-003</b>	17400-65817	<b>WPS-053</b>	17400-73810	<b>WPS-002A</b>
17400-51811	<b>WPS-003</b>	17400-65818	<b>WPS-053</b>	17400-73811	<b>WPS-002A</b>
17400-51812	<b>WPS-003</b>	17400-65820		17400-73812	<b>WPS-002A</b>
17400-51K00		17400-65822		17400-73820	<b>WPS-002A</b>
17400-51K01	<b>WPS-055V</b>	17400-66810		17400-73831	
17400-51Z00	<b>WPN-117</b>	17400-67020		17400-73832	<b>WPS-050</b>
17400-51Z01		17400-67021		17400-73833	<b>WPS-050</b>
17400-51Z10	<b>WPN-120</b>	17400-67022		17400-73834	
17400-51Z11	<b>WPN-120</b>	17400-67L20		17400-73835	
17400-52810		17400-68810		17400-73840	
17400-52811		17400-68811		17400-73850	
17400-58013	<b>WPS-001</b>	17400-68814		17400-73870	<b>WPS-002A</b>
17400-58810		17400-68815		17400-74000	
17400-58811		17400-68820		17400-74001	
17400-58812		17400-68822		17400-76810	<b>WPS-021</b>
17400-58813		17400-68823		17400-76820	<b>WPS-022</b>
17400-58814		17400-68824		17400-76840	
17400-58815		17400-68825		17400-76841	
17400-58816		17400-68830		17400-76842	
17400-58818		17400-68832		17400-76843	<b>WPS-051</b>
17400-58820		17400-69G00	<b>WPS-034</b>	17400-76845	<b>WPS-051</b>

TABLE-1

# Cross Reference (Genuine No.→AISIN No.)

※ : Components may slightly differ from GENUINE No.  
 ◇ : Complete Assembly Only.  
 & : Part No. requires additional components for installation.

Genuine No.	AISIN No.	Genuine No.	AISIN No.	Genuine No.	AISIN No.
17400-76G70	<b>WPS-035</b>	17400-82821	<b>WPS-007A</b>	17400-84828	
17400-77810		17400-82822	<b>WPS-007A</b>	17400-84830	<b>WPS-036</b>
17400-77812		17400-82823	<b>WPS-007A</b>	17400-84831	<b>WPS-036</b>
17400-77813		17400-82824	<b>WPS-007A</b>	17400-84832	<b>WPS-036</b>
17400-77814		17400-82830	<b>WPS-004A</b>	17400-84833	<b>WPS-036</b>
17400-77815		17400-82830-H		17400-84836	<b>WPS-036</b>
17400-77816		17400-82840	<b>WPS-007A</b>	17400-84840	
17400-78000		17400-82840-H		17400-84841	
17400-78300		17400-82850	<b>WPS-007A</b>	17400-84842	
17400-78810		17400-82851	<b>WPS-007A</b>	17400-84843	
17400-78811		17400-83003	<b>WPS-017</b>	17400-84846	
17400-78820	<b>WPS-002A</b>	17400-83810	<b>WPS-004A</b>	17400-85810	<b>WPS-009</b>
17400-78821	<b>WPS-002A</b>	17400-83811	<b>WPS-004A</b>	17400-85820	<b>WPS-009</b>
17400-78830		17400-83812	<b>WPS-004A</b>	17400-85821	<b>WPS-009</b>
17400-78840		17400-83813		17400-85830	
17400-78850	<b>WPS-028</b>	17400-83814	<b>WPS-004A</b>	17400-85831	
17400-78851	<b>WPS-028</b>	17400-83815	<b>WPS-004A</b>	17400-87820	<b>WPS-007A</b>
17400-78854	<b>WPS-028</b>	17400-83820	<b>WPS-004A</b>	17410-78E01	
17400-78860	<b>WPS-023</b>	17400-83820-H		17410-78E02	
17400-78870	<b>WPS-050</b>	17400-83831		1757-15-010E	
17400-78871	<b>WPS-050</b>	17400-83840	<b>WPS-016</b>	1757-15-130	
17400-78874		17400-83841	<b>WPS-016</b>	1757-15-130B	
17400-78880	<b>WPS-024</b>	17400-83850		1757-15-130D	
17400-78890		17400-83860		1757-15-920B	
17400-78891		17400-83862		1757-23-920	
17400-78892		17400-83863	<b>WPS-052</b>	1757-23-920B	
17400-78893		17400-83865		1757-23-925B	
17400-78E00		17400-83866	<b>WPS-052</b>	1757-99-153A	
17400-78E01		17400-83867	<b>WPS-052</b>	1-83541-150	
17400-78J00		17400-83868	<b>WPS-052</b>	1-83541-150-0	
17400-79810		17400-83870		1-87310-974-0	
17400-79811		17400-83871	<b>WPS-046</b>	19100-5R0-003	
17400-80811		17400-83872		19110-634-305	
17400-80812		17400-83874		19110-634-325	
17400-80815		17400-84810	<b>WPS-036</b>	19110-634-335	
17400-81811		17400-84812	<b>WPS-036</b>	19110-634-365	
17400-81812		17400-84813	<b>WPS-036</b>	19110-634-375	
17400-81820	※ <b>WPS-030</b>	17400-84814		19110-657-000	
17400-81821		17400-84815	<b>WPS-036</b>	19110-657-010	
17400-81822		17400-84818	<b>WPS-036</b>	19110-657-020	
17400-81824		17400-84820		19110-657-030	
17400-82632	<b>WPS-018</b>	17400-84821		19110-657-318	
17400-82810	<b>WPS-004A</b>	17400-84822		19110-657-325	
17400-82811	<b>WPS-004A</b>	17400-84823		19110-657-332	
17400-82812	<b>WPS-004A</b>	17400-84824		19110-657-335	
17400-82820	<b>WPS-007A</b>	17400-84825		19110-657-375	

TABLE-1

# Cross Reference (Genuine No.→AISIN No.)

※ : Components may slightly differ from GENUINE No.  
 ◇ : Complete Assembly Only.  
 & : Part No. requires additional components for installation.

Genuine No.	AISIN No.	Genuine No.	AISIN No.	Genuine No.	AISIN No.
19110-657-405		19200-689-010		19200-PA1-010	
19110-671-010		19200-689-020		19200-PA1-020	
19110-671-020		19200-689-030		19200-PA1-030	
19110-671-325		19200-689-040		19200-PA1-405	
19110-671-335		19200-689-335		19200-PA5-000	
19110-671-355		19200-P01-003	<b>WPH-002</b>	19200-PA5-010	
19110-671-405		19200-P01-004	<b>WPH-002</b>	19200-PA5-700	
19110-673-000		19200-P08-003	<b>WPH-006</b>	19200-PA6-000	
19110-673-010		19200-P08-004	<b>WPH-006</b>	19200-PA6-010	
19110-673-325		19200-P08-A01	<b>WPH-006</b>	19200-PA6-020	
19110-673-335		19200-P0A-003	<b>WPH-001</b>	19200-PA6-030	
19110-673-405		19200-P0A-032	<b>WPH-001</b>	19200-PB2-000	
19110-689-325		19200-P0B-A01	<b>WPH-001</b>	19200-PB2-010	
19110-689-335		19200-P0G-A01	<b>WPH-008</b>	19200-PC0-000	
19110-689-405		19200-P13-000		19200-PC0-010	
19110-PB2-000		19200-P13-003		19200-PC0-405	
19110-PB2-010		19200-P13-013		19200-PC1-000	
19200-51B-H01		19200-P14-A00		19200-PC1-010	
19200-59B-003		19200-P14-A01		19200-PC1-030	
19200-5A2-A01	<b>WPH-067</b>	19200-P1G-E02	<b>WPH-006</b>	19200-PC1-080	
19200-5K0-A01		19200-P1R-003	<b>WPH-004</b>	19200-PC1-405	
19200-5LA-A01	<b>WPH-069</b>	19200-P2A-003	<b>WPH-011A</b>	19200-PC6-000	<b>WPH-012</b>
19200-5R0-003		19200-P2A-004	<b>WPH-011A</b>	19200-PC6-010	<b>WPH-012</b>
19200-634-000		19200-P2A-A01	<b>WPH-011A</b>	19200-PD2-000	<b>WPH-012</b>
19200-634-335		19200-P2A-A02	<b>WPH-011A</b>	19200-PD2-405	<b>WPH-012</b>
19200-634-670		19200-P2J-005	<b>WPH-046</b>	19200-PD2-415	<b>WPH-012</b>
19200-634-671		19200-P2J-006		19200-PD2-660	<b>WPH-012</b>
19200-657-000		19200-P30-003		19200-PD6-000	<b>WPH-012</b>
19200-657-010		19200-P36-000		19200-PD6-405	<b>WPH-012</b>
19200-657-020		19200-P39-003		19200-PD6-660	<b>WPH-012</b>
19200-657-030		19200-P5A-004		19200-PE0-010	<b>WPH-014</b>
19200-671-000		19200-P5G-004		19200-PE0-415	<b>WPH-014</b>
19200-671-010		19200-P72-003		19200-PE0-515	<b>WPH-010</b>
19200-671-020		19200-P72-013		19200-PE0-660	<b>WPH-010</b>
19200-671-335		19200-P75-003	<b>WPH-047</b>	19200-PE0-661	<b>WPH-010</b>
19200-673-000	<b>WPH-026</b>	19200-P7A-003		19200-PE8-405	
19200-673-010		19200-P8A-A02	<b>WPH-048</b>	19200-PE8-600	
19200-673-336		19200-P8A-A02	<b>WPH-800</b>	19200-PE9-003	<b>WPH-026</b>
19200-679-000	<b>WPH-026</b>	19200-P8A-A03	<b>WPH-048</b>	19200-PE9-013	<b>WPH-026</b>
19200-679-003		19200-P8A-A03	<b>WPH-800</b>	19200-PE9-305	
19200-679-013	<b>WPH-026</b>	19200-P8F-A01	<b>WPH-048</b>	19200-PE9-405	<b>WPH-026</b>
19200-679-023	<b>WPH-026</b>	19200-P8F-A01	<b>WPH-800</b>	19200-PFB-003	
19200-679-033	<b>WPH-026</b>	19200-PA0-000		19200-PG6-000	<b>WPH-013</b>
19200-679-043	<b>WPH-026</b>	19200-PA0-010		19200-PG6-405	<b>WPH-013</b>
19200-679-053	<b>WPH-026</b>	19200-PA0-700		19200-PH1-000	<b>WPH-003</b>
19200-689-000		19200-PA1-000		19200-PH1-020	

TABLE-1

# Cross Reference (Genuine No.→AISIN No.)

※ : Components may slightly differ from GENUINE No.  
 ◇ : Complete Assembly Only.  
 & : Part No. requires additional components for installation.

Genuine No.	AISIN No.	Genuine No.	AISIN No.	Genuine No.	AISIN No.
19200-PH1-505	<b>WPH-003</b>	19200-PT0-000		19200-RWC-A01	<b>WPH-070</b>
19200-PH3-000	<b>WPH-023</b>	19200-PT0-003	<b>WPH-001</b>	19200-RX0-A01	<b>WPH-065</b>
19200-PH3-003	<b>WPH-023</b>	19200-PT0-004	<b>WPH-001</b>	19200-RZP-003	
19200-PH3-010	<b>WPH-023</b>	19200-PT0-013	<b>WPH-001</b>	19200-RZP-013	
19200-PH3-505	<b>WPH-023</b>	19200-PT2-003	<b>WPH-019</b>	19210-5YS-003	
19200-PH7-003	<b>WPH-008</b>	19200-PT2-013	<b>WPH-019</b>	19210-P0B-A01	<b>WPH-001</b>
19200-PH9-003		19200-PTO-013		19210-PCX-003	
19200-PH9-405		19200-PV0-003	<b>WPH-004</b>	19210-PD2-515	
19200-PHM-010		19200-PV1-A01	<b>WPH-004</b>	19210-PD6-305	<b>WPH-012</b>
19200-PJ7-000		19200-PV3-003	<b>WPH-004</b>	19210-PD6-515	
19200-PJ7-003		19200-PWA-003	<b>WPH-043</b>	19210-PE8-305	
19200-PJ7-J01		19200-PY3-000		19210-PFB-003	<b>WPH-041</b>
19200-PK2-000	<b>WPH-016</b>	19200-PY3-010		19210-PG6-305	<b>WPH-013</b>
19200-PK2-505	<b>WPH-016</b>	19200-PY3-A00		19210-PGA-000	
19200-PLC-003		19200-PY3-J00		19210-PH1-305	<b>WPH-003</b>
19200-PLC-005		19200-PZ3-000		19210-PH1-505	<b>WPH-003</b>
19200-PLE-003		19200-PZA-013		19210-PH1-515	<b>WPH-003</b>
19200-PLE-005		19200-R1A-A01	<b>WPH-064</b>	19210-PH3-305	<b>WPH-023</b>
19200-PLM-A01	<b>WPH-044</b>	19200-R1P-U01	<b>WPH-064</b>	19210-PH9-305	
19200-PM3-000	<b>WPH-002</b>	19200-R40-A01	<b>WPH-063</b>	19210-PHM-010	
19200-PM3-003	<b>WPH-002</b>	19200-R5A-A01	<b>WPH-066</b>	19210-PK2-305	<b>WPH-016</b>
19200-PM3-004	<b>WPH-002</b>	19200-R70-A11	<b>WPH-045</b>	19210-R9G-003	
19200-PM3-013	<b>WPH-002</b>	19200-R70-A11	<b>WPH-801</b>	19210-RGA-000	<b>WPH-057</b>
19200-PM3-014	<b>WPH-002</b>	19200-R9G-003		19210-RGA-010	<b>WPH-057</b>
19200-PN3-003		19200-RAA-A01	<b>WPH-054</b>	19210-RGA-J00	<b>WPH-057</b>
19200-PN3-013		19200-RAD-003		19709-5400	
19200-PN4-003		19200-RB0-003	<b>WPH-062</b>	19709-5400G	
19200-PN4-013		19200-RBB-003	<b>WPH-058</b>	19709-5400K	
19200-PNA-003	<b>WPH-060</b>	19200-RBB-013		19709-5400P	
19200-PNA-004		19200-RBC-003		19709-5500	
19200-PND-003		19200-RBC-013		19709-5500G	
19200-PO1-00		19200-RBD-E01	<b>WPH-053</b>	19709-5500K	
19200-PO1-003		19200-RBJ-003		1A00-15-010	<b>WPS-021</b>
19200-POB-A01		19200-RCA-A01	<b>WPH-045</b>	1A01-15-010	<b>WPS-028</b>
19200-PP0-003		19200-RCA-A02		1A01-15-010A	<b>WPS-028</b>
19200-PP0-013		19200-RDF-A01		1A01-15-010B	<b>WPS-028</b>
19200-PR3-003		19200-RDM-A01	<b>WPH-045</b>	1A01-15-010D	<b>WPS-028</b>
19200-PR4-003	<b>WPH-005</b>	19200-RDM-A02	<b>WPH-045</b>	1A02-15-010	
19200-PR4-013	<b>WPH-005</b>	19200-RDV-J01	<b>WPH-045</b>	1A02-15-010A	
19200-PR7-305		19200-RFE-003	<b>WPH-058</b>	1A02-15-010C	
19200-PR7-A01		19200-RGA-010		1A02-15-010D	
19200-PR7-A02		19200-RMX-003		1A03-15-010	<b>WPS-023</b>
19200-PR7-A03		19200-RNA-A01		1A04-15-010	<b>WPS-022</b>
19200-PRB-003		19200-RNA-A02		1A05-15-010	
19200-PRB-013		19200-RPY-G01		1A05-15-010A	
19200-PRB-A01		19200-RTA-003	<b>WPH-058</b>	1A05-15-010B	

TABLE-1

# Cross Reference (Genuine No.→AISIN No.)

※ : Components may slightly differ from GENUINE No.  
 ◇ : Complete Assembly Only.  
 & : Part No. requires additional components for installation.

Genuine No.	AISIN No.	Genuine No.	AISIN No.	Genuine No.	AISIN No.
1A05-15-010D		1A15-15-010D		1N13-15-010	<b>WPN-009</b>
1A06-15-010	<b>WPS-024</b>	1A15-15-010G		1N14-15-010	
1A07-15-010		1A15-15-010H		1N15-15-010	
1A08-15-010		1A17-15-010		1N17-15-010	
1A08-15-010C	<b>WPS-052</b>	1A17-15-010A		1N18-15-010	<b>WPN-091</b>
1A08-15-010D		1A17-15-010B		1N18-15-010B	<b>WPN-091</b>
1A09-15-010	※ <b>WPS-053</b>	1A18-15-010		1N19-15-010	<b>WPN-009</b>
1A09-15-010A		1A18-15-010A		1N20-15-010	<b>WPN-014</b>
1A09-15-010B		1A18-15-010B		1N21-15-010	<b>WPN-001</b>
1A09-15-010C		1A19-15-010		1N22-15-010	<b>WPN-100</b>
1A09-15-010D	<b>WPS-053</b>	1A19-15-010A		1N23-15-010	<b>WPN-108</b>
1A09-15-010E	<b>WPS-053</b>	1A19-15-010C		1N25-15-010	
1A09-15-010F	<b>WPS-053</b>	1A19-15-010E		1N27-15-010	<b>WPN-111</b>
1A09-15-010G	<b>WPS-053</b>	1A20-15-010		1N28-15-010	
1A09-15-010H	<b>WPS-053</b>	1A20-15-010A		1N29-15-010	
1A10-15-010		1A20-15-010D		1N30-15-010	
1A11-15-010		1A20-15-010E		1N31-15-010	
1A11-15-010A		1A21-15-010		2090-15-010D	
1A11-15-010C		1A21-15-010D		2090-15-101D	
1A11-15-010D		1A21-15-010E		21010-00Q0C	
1A12-15-010	<b>WPS-036</b>	1A22-15-010B		21010-01B25	
1A12-15-010A	<b>WPS-036</b>	1A24-15-010A	<b>WPS-057</b>	21010-01B26	
1A12-15-010B	<b>WPS-036</b>	1A25-15-010A		21010-01B27	
1A12-15-010C	<b>WPS-036</b>	1A50-15-010		21010-01B28	
1A12-15-010D		1A50-15-010A		21010-01B29	
1A12-15-010E		1A51-15-010		21010-01BY9	
1A12-15-010F		1A51-15-010D		21010-01M00	<b>WPN-003</b>
1A12-15-010G		1A51-15-010F		21010-01M01	<b>WPN-003</b>
1A12-15-010H	<b>WPS-036</b>	1A61-15-010A	<b>WPS-050</b>	21010-01M25	<b>WPN-003</b>
1A13-15-010		1A61-15-010B	<b>WPS-050</b>	21010-01T00	
1A13-15-010A		1A61-15-010C	<b>WPS-050</b>	21010-01T25	
1A13-15-010B		1A61-15-010E	<b>WPS-050</b>	21010-01T26	
1A13-15-010C		1J200-RDC-A012		21010-01T27	
1A13-15-010D		1K00-15-100	<b>WPG-021A</b>	21010-01T85	
1A14-15-010		1K01-15-100		21010-01T87	
1A14-15-010A		1K02-15-100		21010-01T88	
1A14-15-010B		1K04-15-100		21010-01T90	
1A14-15-010C		1N00-15-010	<b>WPN-009</b>	21010-02C25	
1A14-15-010D		1N01-15-010		21010-02N03	<b>WPN-006</b>
1A14-15-010E		1N03-15-010	<b>WPN-001</b>	21010-02N25	<b>WPN-006</b>
1A14-15-010G		1N05-15-010	<b>WPN-009</b>	21010-02N26	<b>WPN-028</b>
1A14-15-010H		1N06-15-010	<b>WPN-001</b>	21010-02N27	<b>WPN-028</b>
1A15-15-010		1N07-15-010	<b>WPN-009</b>	21010-02N28	<b>WPN-028</b>
1A15-15-010A		1N08-15-010	<b>WPN-009</b>	21010-02N85	<b>WPN-006</b>
1A15-15-010B		1N10-15-010	<b>WPN-014</b>	21010-02N86	<b>WPN-028</b>
1A15-15-010C		1N11-15-010	<b>WPN-014</b>	21010-02N87	<b>WPN-028</b>

# Cross Reference (Genuine No.→AISIN No.)

※ : Components may slightly differ from GENUINE No.  
 ◇ : Complete Assembly Only.  
 & : Part No. requires additional components for installation.

Genuine No.	AISIN No.	Genuine No.	AISIN No.	Genuine No.	AISIN No.
21010-02N88	<b>WPN-006</b>	21010-0W027	<b>WPN-085</b>	21010-18003	<b>WPN-021</b>
21010-02N89	<b>WPN-028</b>	21010-0W028	<b>WPN-085</b>	21010-18025	<b>WPN-021</b>
21010-02N90	<b>WPN-006</b>	21010-0W825	<b>WPN-098</b>	21010-18026	<b>WPN-021</b>
21010-02N91	<b>WPN-028</b>	21010-0W827	<b>WPN-098</b>	21010-18027	<b>WPN-021</b>
21010-02N93	<b>WPN-006</b>	21010-0W828	<b>WPN-098</b>	21010-18810	
21010-02N94	<b>WPN-006</b>	21010-0W829	<b>WPN-098</b>	21010-18811	
21010-02P03		21010-10G25	<b>WPN-039</b>	21010-18812	
21010-02P25		21010-10G26	<b>WPN-039</b>	21010-18813	
21010-02P26		21010-10GY6	<b>WPN-039</b>	21010-18825	
21010-02P27		21010-10V00	<b>WPN-052</b>	21010-19901	
21010-02P28		21010-10V25	<b>WPN-052</b>	21010-19925	
21010-02P29		21010-10V26	<b>WPN-052</b>	21010-19B25	
21010-02P85		21010-10V27	<b>WPN-052</b>	21010-19BY5	
21010-03J25	<b>WPN-038A</b>	21010-10V28	<b>WPN-052</b>	21010-1AT0B	
21010-03J26	<b>WPN-038A</b>	21010-12G25		21010-1E400	<b>WPN-060</b>
21010-03W25		21010-12G26		21010-1E401	<b>WPN-060</b>
21010-05E25		21010-12G27		21010-1E402	<b>WPN-060</b>
21010-05E26		21010-12G28		21010-1E403	<b>WPN-060</b>
21010-05E27		21010-13200	<b>WPN-036</b>	21010-1E425	<b>WPN-060</b>
21010-05H00	<b>WPN-074</b>	21010-13201	<b>WPN-036</b>	21010-1E4Y0	<b>WPN-060</b>
21010-06E25	<b>WPN-020</b>	21010-13202	<b>WPN-036</b>	21010-1N525	<b>WPN-014</b>
21010-06E26	<b>WPN-020</b>	21010-13225	<b>WPN-036</b>	21010-1N526	<b>WPN-014</b>
21010-06EY6	<b>WPN-061</b>	21010-13226	<b>WPN-036</b>	21010-1P100	<b>WPN-089</b>
21010-06J25	<b>WPN-025</b>	21010-14600		21010-1P101	<b>WPN-089</b>
21010-06J26	<b>WPN-025</b>	21010-16A25	<b>WPN-037</b>	21010-1P127	<b>WPN-089</b>
21010-06J27	<b>WPN-025</b>	21010-16A26	<b>WPN-037</b>	21010-1P128	<b>WPN-089</b>
21010-06J28	<b>WPN-025</b>	21010-16A27	<b>WPN-078</b>	21010-1VA0B	<b>WPN-120</b>
21010-06J29	<b>WPN-025</b>	21010-16A85	<b>WPN-037</b>	21010-20H25	
21010-09W25		21010-16AY5	<b>WPN-037</b>	21010-20J25	
21010-0F002	<b>WPN-054A</b>	21010-16AY7	<b>WPN-078</b>	21010-21000	<b>WPN-032</b>
21010-0F003	<b>WPN-054A</b>	21010-16E01	<b>WPN-011</b>	21010-21001	<b>WPN-032</b>
21010-0H625	<b>WPN-053</b>	21010-16E02	<b>WPN-011</b>	21010-21002	<b>WPN-032</b>
21010-0H626	<b>WPN-053</b>	21010-16E03	<b>WPN-011</b>	21010-21025	<b>WPN-032</b>
21010-0H627	<b>WPN-053</b>	21010-16E25	<b>WPN-011</b>	21010-21026	<b>WPN-032</b>
21010-0M300	<b>WPN-001</b>	21010-16E26	<b>WPN-011</b>	21010-21027	<b>WPN-032</b>
21010-0M301	<b>WPN-001</b>	21010-17C25	<b>WPN-064</b>	21010-21028	<b>WPN-032</b>
21010-0M302	<b>WPN-001</b>	21010-17C26	<b>WPN-064</b>	21010-21029	<b>WPN-032</b>
21010-0P503	<b>WPN-055</b>	21010-17C27	<b>WPN-064</b>	21010-21085	<b>WPN-032</b>
21010-0P525	<b>WPN-055</b>	21010-17C28		21010-21088	<b>WPN-032</b>
21010-0P526	<b>WPN-055</b>	21010-17S25		21010-210Y5	<b>WPN-032</b>
21010-0P527	<b>WPN-055</b>	21010-17S26		21010-21N25	<b>WPN-065</b>
21010-0P528	<b>WPN-055</b>	21010-17S27		21010-21N26	<b>WPN-065</b>
21010-0P529	<b>WPN-055</b>	21010-17SY7		21010-21N27	<b>WPN-065</b>
21010-0T025	<b>WPN-040</b>	21010-18000	<b>WPN-021</b>	21010-21N28	<b>WPN-065</b>
21010-0W025	<b>WPN-085</b>	21010-18001	<b>WPN-021</b>	21010-21N29	<b>WPN-065</b>
21010-0W026	<b>WPN-085</b>	21010-18002	<b>WPN-021</b>	21010-21N85	<b>WPN-065</b>

TABLE-1

# Cross Reference (Genuine No.→AISIN No.)

※ : Components may slightly differ from GENUINE No.  
 ◇ : Complete Assembly Only.  
 & : Part No. requires additional components for installation.

Genuine No.	AISIN No.	Genuine No.	AISIN No.	Genuine No.	AISIN No.
21010-21N86	<b>WPN-065</b>	21010-2W226		21010-40F26	<b>WPN-059</b>
21010-21NY6	<b>WPN-065</b>	21010-2W228		21010-40F27	<b>WPN-059</b>
21010-21U00	<b>WPN-080</b>	21010-30R00	<b>WPN-067</b>	21010-40K26	<b>WPN-118</b>
21010-21U25	<b>WPN-080</b>	21010-30R05	<b>WPN-067</b>	21010-40K30	<b>WPN-118</b>
21010-21U26	<b>WPN-080</b>	21010-30R06	<b>WPN-067</b>	21010-40K31	<b>WPN-118</b>
21010-22J25	<b>WPN-010</b>	21010-30R95		21010-41B00	<b>WPN-063</b>
21010-22J26	<b>WPN-010</b>	21010-30RY6	<b>WPN-067</b>	21010-41B01	<b>WPN-063</b>
21010-22P00	<b>WPN-016</b>	21010-31U00	<b>WPN-070</b>	21010-41B02	<b>WPN-063</b>
21010-22P25	<b>WPN-016</b>	21010-31U25	<b>WPN-070</b>	21010-41B03	<b>WPN-063</b>
21010-22P26	<b>WPN-016</b>	21010-31U26	<b>WPN-070</b>	21010-42L00	<b>WPN-005</b>
21010-22P27	<b>WPN-016</b>	21010-31U27	<b>WPN-070</b>	21010-42L01	<b>WPN-005</b>
21010-22T25	<b>WPN-028</b>	21010-31U28	<b>WPN-070</b>	21010-42L25	<b>WPN-005</b>
21010-22T26	<b>WPN-028</b>	21010-31U29	<b>WPN-070</b>	21010-42L26	<b>WPN-005</b>
21010-22T27	<b>WPN-028</b>	21010-31U85	<b>WPN-070</b>	21010-43G02	<b>WPN-002</b>
21010-22T28	<b>WPN-028</b>	21010-31W25		21010-43G03	<b>WPN-002</b>
21010-22T29	<b>WPN-028</b>	21010-31W26		21010-43G25	<b>WPN-002</b>
21010-22TY9	<b>WPN-028</b>	21010-34T25		21010-43G26	<b>WPN-002</b>
21010-23001		21010-34T26		21010-43G27	<b>WPN-002</b>
21010-23002		21010-34T27		21010-43G28	<b>WPN-002</b>
21010-23003		21010-34T28		21010-43G29	<b>WPN-002</b>
21010-23006		21010-34T29		21010-43G85	<b>WPN-002</b>
21010-23025		21010-35V25	<b>WPN-002</b>	21010-43G86	<b>WPN-002</b>
21010-23026		21010-35V26	<b>WPN-002</b>	21010-43G87	<b>WPN-002</b>
21010-23028		21010-35V27	<b>WPN-002</b>	21010-43G88	<b>WPN-002</b>
21010-24B25		21010-35V28	<b>WPN-002</b>	21010-43G89	<b>WPN-002</b>
21010-24U00	<b>WPN-080</b>	21010-37501	<b>WPN-043</b>	21010-44G25	
21010-24U10	<b>WPN-023</b>	21010-37502	<b>WPN-043</b>	21010-44G26	
21010-24U25	<b>WPN-023</b>	21010-37503	<b>WPN-043</b>	21010-44G27	
21010-24U26	<b>WPN-080</b>	21010-37504	<b>WPN-043</b>	21010-44G28	
21010-24U27	<b>WPN-126</b>	21010-37505	<b>WPN-043</b>	21010-44G29	
21010-26E01	<b>WPN-011</b>	21010-37506	<b>WPN-043</b>	21010-48303	
21010-26E02	<b>WPN-011</b>	21010-37525	<b>WPN-043</b>	21010-4A00B	
21010-26E25	<b>WPN-011</b>	21010-37526	<b>WPN-043</b>	21010-4A00C	
21010-26EY2	<b>WPN-011</b>	21010-37527	<b>WPN-043</b>	21010-4A00D	
21010-26G25	<b>WPN-013</b>	21010-37528	<b>WPN-043</b>	21010-4A00G	<b>WPS-036</b>
21010-26G26	<b>WPN-013</b>	21010-37529	<b>WPN-043</b>	21010-4A00H	
21010-26G27	<b>WPN-013</b>	21010-37585	<b>WPN-043</b>	21010-4A00J	
21010-28050		21010-37703		21010-4A00K	
21010-2S525	<b>WPN-002</b>	21010-37726		21010-4A00L	
21010-2S526	<b>WPN-002</b>	21010-3HCOA		21010-4A00N	
21010-2S527	<b>WPN-002</b>	21010-3RC1A	<b>WPN-117</b>	21010-4A00R	
21010-2S626		21010-3TA0B	<b>WPN-092</b>	21010-4A01B	
21010-2S627		21010-3TA1B		21010-4A01D	<b>WPS-057</b>
21010-2S628		21010-40F00	<b>WPN-059</b>	21010-4A01L	<b>WPS-057</b>
21010-2T325	<b>WPN-082A</b>	21010-40F01	<b>WPN-059</b>	21010-4A0A0	
21010-2W225		21010-40F25	<b>WPN-059</b>	21010-4A0A1	

# Cross Reference (Genuine No.→AISIN No.)

※ : Components may slightly differ from GENUINE No.  
 ◇ : Complete Assembly Only.  
 & : Part No. requires additional components for installation.

Genuine No.	AISIN No.
21010-4A0A2	
21010-4A0A3	
21010-4A0A4	
21010-4A0A5	
21010-4A0A6	
21010-4A0A7	
21010-4BC0A	
21010-4M525	<b>WPN-091</b>
21010-4M526	<b>WPN-091</b>
21010-4S100	
21010-4S105	<b>WPN-085</b>
21010-50A00	<b>WPN-003</b>
21010-50A11	
21010-50A25	<b>WPN-003</b>
21010-50A26	<b>WPN-003</b>
21010-50A27	<b>WPN-003</b>
21010-50A28	<b>WPN-031</b>
21010-50A89	<b>WPN-031</b>
21010-50A94	<b>WPN-003</b>
21010-50AY8	<b>WPN-031</b>
21010-50K25	
21010-50K26	<b>WPN-088</b>
21010-50K26	<b>WPN-115</b>
21010-50K28	<b>WPN-088</b>
21010-50K28	<b>WPN-115</b>
21010-50K29	
21010-50L25	<b>WPN-062</b>
21010-50L26	<b>WPN-062</b>
21010-50LY6	<b>WPN-062</b>
21010-50M00	
21010-50T25	
21010-50T26	
21010-50T27	
21010-50V25	<b>WPN-024</b>
21010-50VY5	<b>WPN-024</b>
21010-52600	
21010-52F00	<b>WPN-068</b>
21010-52F01	<b>WPN-068</b>
21010-53J00	<b>WPN-014</b>
21010-53J01	<b>WPN-014</b>
21010-53J02	<b>WPN-014</b>
21010-53J03	<b>WPN-014</b>
21010-53J04	<b>WPN-014</b>
21010-53J05	<b>WPN-014</b>
21010-53J25	<b>WPN-014</b>
21010-53V25	<b>WPN-075</b>

Genuine No.	AISIN No.
21010-53V26	<b>WPN-075</b>
21010-53V27	<b>WPN-075</b>
21010-53Y00	<b>WPN-001</b>
21010-53Y01	<b>WPN-001</b>
21010-54A15	<b>WPN-012</b>
21010-54A25	<b>WPN-073</b>
21010-54A26	<b>WPN-012</b>
21010-54A27	<b>WPN-012</b>
21010-54A85	<b>WPN-073</b>
21010-54AY5	<b>WPN-073</b>
21010-54C00	<b>WPN-069</b>
21010-54CY0	<b>WPN-069</b>
21010-55100	
21010-57J00	<b>WPN-009</b>
21010-57J01	<b>WPN-009</b>
21010-57J02	<b>WPN-009</b>
21010-57J03	<b>WPN-009</b>
21010-57J25	<b>WPN-009</b>
21010-57J26	<b>WPN-009</b>
21010-57J27	<b>WPN-009</b>
21010-57J28	<b>WPN-009</b>
21010-58000	
21010-58001	
21010-58025	
21010-58026	
21010-58050	
21010-58S00	<b>WPN-023</b>
21010-58S25	<b>WPN-023</b>
21010-59Y25	
21010-5L300	<b>WPN-080</b>
21010-5L301	<b>WPN-080</b>
21010-5L326	<b>WPN-095</b>
21010-5L327	<b>WPN-095</b>
21010-5L328	<b>WPN-095</b>
21010-5T125	<b>WPN-082A</b>
21010-5T126	<b>WPN-082A</b>
21010-5T127	<b>WPN-082A</b>
21010-5T128	<b>WPN-082A</b>
21010-5T129	<b>WPN-082A</b>
21010-5U325	
21010-5X00D	
21010-60U25	<b>WPN-017</b>
21010-60U26	<b>WPN-017</b>
21010-60UY6	<b>WPN-017</b>
21010-61504	<b>WPN-026</b>
21010-61505	<b>WPN-026</b>

Genuine No.	AISIN No.
21010-61526	<b>WPN-026</b>
21010-61527	<b>WPN-026</b>
21010-61528	<b>WPN-026</b>
21010-61529	<b>WPN-026</b>
21010-61585	<b>WPN-026</b>
21010-615Y5	<b>WPN-026</b>
21010-65F01	<b>WPN-084</b>
21010-65F25	<b>WPN-084</b>
21010-65F26	<b>WPN-084</b>
21010-65F27	<b>WPN-084</b>
21010-65N27	<b>WPN-101</b>
21010-65N28	
21010-65N87	<b>WPN-101</b>
21010-65N88	
21010-65N89	
21010-65N90	
21010-65N91	
21010-65N92	
21010-66000	<b>WPN-022</b>
21010-66001	<b>WPN-022</b>
21010-66010	<b>WPN-022</b>
21010-66011	<b>WPN-022</b>
21010-66026	<b>WPN-022</b>
21010-66027	<b>WPN-022</b>
21010-66028	<b>WPN-022</b>
21010-67U00	<b>WPN-083</b>
21010-67U25	<b>WPN-083</b>
21010-67U26	<b>WPN-083</b>
21010-67U27	<b>WPN-083</b>
21010-67U28	<b>WPN-083</b>
21010-6A00A	<b>WPM-061</b>
21010-6A00B	<b>WPM-078</b>
21010-6A00C	<b>WPM-078</b>
21010-6A0A0	<b>WPM-005</b>
21010-6A0A1	<b>WPM-060</b>
21010-6N20A	<b>WPN-092</b>
21010-6N21A	
21010-6N225	<b>WPN-092</b>
21010-6N226	<b>WPN-092</b>
21010-6T325	
21010-6T326	
21010-6T327	
21010-70J00	<b>WPN-014</b>
21010-70T00	<b>WPN-005</b>
21010-70T25	<b>WPN-005</b>
21010-70T26	<b>WPN-005</b>

TABLE-1

# Cross Reference (Genuine No.→AISIN No.)

※ : Components may slightly differ from GENUINE No.  
 ◇ : Complete Assembly Only.  
 & : Part No. requires additional components for installation.

Genuine No.	AISIN No.	Genuine No.	AISIN No.	Genuine No.	AISIN No.
21010-70TY5	<b>WPN-005</b>	21010-81T26	<b>WPN-010</b>	21010-AR025	
21010-71E25	<b>WPN-061</b>	21010-82W25		21010-AR725	<b>WPN-122</b>
21010-71E26	<b>WPN-061</b>	21010-85G00	<b>WPN-056</b>	21010-AV000	
21010-71E27	<b>WPN-061</b>	21010-85G25	<b>WPN-056</b>	21010-AX000	<b>WPN-100</b>
21010-71E28	<b>WPN-061</b>	21010-85G26	<b>WPN-056</b>	21010-AX00A	<b>WPN-100</b>
21010-72L00		21010-85G27	<b>WPN-056</b>	21010-AX401	<b>WPN-109</b>
21010-74Y00	<b>WPN-001</b>	21010-85V00		21010-AX40A	<b>WPN-109</b>
21010-74Y01	<b>WPN-001</b>	21010-85V02		21010-B17G2	<b>WPN-031</b>
21010-75T00	<b>WPN-080</b>	21010-85V04		21010-B8525	
21010-75T25	<b>WPN-080</b>	21010-85V06		21010-C0600	
21010-75T26	<b>WPN-080</b>	21010-86G00	<b>WPN-059</b>	21010-C0625	
21010-77A00	<b>WPN-058</b>	21010-86G00	<b>WPN-700</b>	21010-C0626	
21010-77AY0	<b>WPN-058</b>	21010-86P25		21010-C0627	
21010-78200	<b>WPN-022</b>	21010-86P28		21010-C4925	
21010-78201	<b>WPN-022</b>	21010-86PY8		21010-C6025	<b>WPN-041</b>
21010-78202	<b>WPN-022</b>	21010-88R00	<b>WPN-001</b>	21010-C6026	<b>WPN-041</b>
21010-78203	<b>WPN-022</b>	21010-88R10	<b>WPN-001</b>	21010-C6500	<b>WPN-041</b>
21010-78225	<b>WPN-022</b>	21010-89T02		21010-C6525	<b>WPN-041</b>
21010-78226	<b>WPN-022</b>	21010-89T0A		21010-C6526	<b>WPN-041</b>
21010-79L00	<b>WPN-005</b>	21010-89T0B		21010-C65Y6	<b>WPN-041</b>
21010-79L25	<b>WPN-005</b>	21010-89TA0	<b>WPG-015</b>	21010-D0125	
21010-7B000	<b>WPN-800</b>	21010-89TA1	<b>WPG-021A</b>	21010-D0126	
21010-7F401		21010-89TA2	<b>WPG-015</b>	21010-D01Y6	
21010-7S000	<b>WPN-705</b>	21010-89TA3		21010-D2825	<b>WPN-073</b>
21010-7Y00A	<b>WPN-104</b>	21010-89TA4		21010-E3000	<b>WPN-013</b>
21010-7Y00A	<b>WPN-702</b>	21010-89TA5	<b>WPG-021A</b>	21010-E3001	<b>WPN-013</b>
21010-80G01	<b>WPN-054A</b>	21010-89TA7	<b>WPG-015</b>	21010-E3002	<b>WPN-013</b>
21010-80G25	<b>WPN-054A</b>	21010-89TA8		21010-E3003	<b>WPN-013</b>
21010-80G26	<b>WPN-054A</b>	21010-89TB0	<b>WPG-021A</b>	21010-E3004	<b>WPN-013</b>
21010-80G27	<b>WPN-054A</b>	21010-89TB1	<b>WPG-015</b>	21010-E3025	
21010-80G28	<b>WPN-054A</b>	21010-8J000	<b>WPN-703</b>	21010-E3026	<b>WPN-013</b>
21010-80G29	<b>WPN-054A</b>	21010-97E00	<b>WPN-081</b>	21010-E3027	<b>WPN-013</b>
21010-80G85	<b>WPN-054A</b>	21010-99B00		21010-E3028	<b>WPN-013</b>
21010-80G86	<b>WPN-054A</b>	21010-9C600		21010-E3087	<b>WPN-013</b>
21010-80G87	<b>WPN-054A</b>	21010-9F501		21010-EA010	
21010-80G88	<b>WPN-054A</b>	21010-AA525	<b>WPN-097</b>	21010-EB300	<b>WPN-905</b>
21010-80G89	<b>WPN-054A</b>	21010-AA526	<b>WPN-097</b>	21010-EB30A	<b>WPN-905</b>
21010-80W00		21010-AA527	<b>WPN-097</b>	21010-EB70A	
21010-80W25		21010-AD200	<b>WPN-111</b>	21010-ED00A	<b>WPN-108</b>
21010-80W26		21010-AD225	<b>WPN-111</b>	21010-ED025	<b>WPN-108</b>
21010-80W27		21010-AD226	<b>WPN-111</b>	21010-ED325	<b>WPN-106</b>
21010-80W89		21010-AL525	<b>WPN-104</b>	21010-EE025	
21010-80W93		21010-AL526	<b>WPN-104</b>	21010-EN225	
21010-80W94		21010-AL527	<b>WPN-104</b>	21010-ET000	<b>WPN-707</b>
21010-81T00	<b>WPN-010</b>	21010-AL528	<b>WPN-104</b>	21010-ET00A	<b>WPN-707</b>
21010-81T25	<b>WPN-010</b>	21010-AR000		21010-F1725	

# Cross Reference (Genuine No.→AISIN No.)

※ : Components may slightly differ from GENUINE No.  
 ◇ : Complete Assembly Only.  
 & : Part No. requires additional components for installation.

Genuine No.	AISIN No.	Genuine No.	AISIN No.	Genuine No.	AISIN No.
21010-F1726		21010-H7225	<b>WPN-029A</b>	21010-N5886	
21010-F1727		21010-H7226	<b>WPN-029A</b>	21010-N8525	
21010-F2725		21010-H7227	<b>WPN-029A</b>	21010-N8526	
21010-F420A		21010-H7287	<b>WPN-029A</b>	21010-N8527	
21010-F4300	<b>WPN-001</b>	21010-H7289	<b>WPN-029A</b>	21010-N8528	
21010-F460A	<b>WPN-091</b>	21010-H9100		21010-P7503	<b>WPN-013</b>
21010-F460A	<b>WPN-704</b>	21010-H9300		21010-P7525	<b>WPN-013</b>
21010-F461A	<b>WPN-703</b>	21010-HA100		21010-P7526	<b>WPN-013</b>
21010-F5N25	<b>WPN-110</b>	21010-HC000		21010-P7527	<b>WPN-013</b>
21010-F5N26		21010-HC225		21010-P7528	<b>WPN-013</b>
21010-F6500	<b>WPN-057</b>	21010-HC230		21010-P7529	<b>WPN-013</b>
21010-F6525	<b>WPN-057</b>	21010-HC400	<b>WPZ-002</b>	21010-P7585	<b>WPN-013</b>
21010-F6526	<b>WPN-057</b>	21010-HC425	<b>WPZ-002</b>	21010-P7586	<b>WPN-013</b>
21010-F6527	<b>WPN-057</b>	21010-HC426	<b>WPZ-002</b>	21010-P7587	<b>WPN-013</b>
21010-F6528	<b>WPN-057</b>	21010-HC427	<b>WPZ-002</b>	21010-P7588	<b>WPN-013</b>
21010-F65Y8	<b>WPN-057</b>	21010-HG00D		21010-R2025	
21010-FF225	<b>WPN-115</b>	21010-HJ00A		21010-R2026	
21010-FU425	<b>WPN-114</b>	21010-J2004	<b>WPZ-002</b>	21010-R2027	
21010-G2404	<b>WPN-054A</b>	21010-J2025		21010-R2028	
21010-G3625		21010-J5025		21010-R2029	
21010-G3626		21010-J5125		21010-R8425	
21010-G3925		21010-JA10A	<b>WPN-104</b>	21010-R8426	
21010-G3926		21010-JA10A	<b>WPN-702</b>	21010-R8427	
21010-G3927		21010-JK00A	<b>WPN-104</b>	21010-R8485	
21010-G3928		21010-K5005		21010-R8486	
21010-G5500	<b>WPN-030</b>	21010-L1100	<b>WPN-007</b>	21010-R8487	
21010-G5510	<b>WPN-008</b>	21010-L1101	<b>WPN-007</b>	21010-R9025	
21010-G5525	<b>WPN-030</b>	21010-L1125	<b>WPN-007</b>	21010-R9026	
21010-G5526	<b>WPN-030</b>	21010-L1126	<b>WPN-007</b>	21010-S9025	
21010-G5585	<b>WPN-008</b>	21010-L1600		21010-S9026	
21010-G5586	<b>WPN-008</b>	21010-L1625		21010-S9027	
21010-G5594	<b>WPN-008</b>	21010-L9201		21010-S9085	
21010-G55Y6	<b>WPN-030</b>	21010-M0100	<b>WPN-021</b>	21010-S9086	
21010-G8025	<b>WPN-030</b>	21010-M0125	<b>WPN-021</b>	21010-S9087	
21010-G8125	<b>WPN-008</b>	21010-M6601	<b>WPN-021</b>	21010-S9088	
21010-G81Y5	<b>WPN-008</b>	21010-M6625	<b>WPN-021</b>	21010-T8200	
21010-H0125	<b>WPN-021</b>	21010-M6626	<b>WPN-021</b>	21010-T8225	
21010-H1025	<b>WPN-021</b>	21010-M6686	<b>WPN-021</b>	21010-T8226	
21010-H5000	<b>WPN-021</b>	21010-M6689	<b>WPN-021</b>	21010-T8227	
21010-H5010		21010-M66Y6	<b>WPN-021</b>	21010-T8228	
21010-H5025	<b>WPN-021</b>	21010-N5803		21010-T9025	
21010-H5026		21010-N5825		21010-T9026	
21010-H5027		21010-N5826		21010-T9027	
21010-H7201	<b>WPN-029A</b>	21010-N5827		21010-T9085	
21010-H7202	<b>WPN-029A</b>	21010-N5828		21010-T9086	
21010-H7203	<b>WPN-029A</b>	21010-N5829		21010-T9087	

TABLE-1

# Cross Reference (Genuine No.→AISIN No.)

※ : Components may slightly differ from GENUINE No.  
 ◇ : Complete Assembly Only.  
 & : Part No. requires additional components for installation.

Genuine No.	AISIN No.	Genuine No.	AISIN No.	Genuine No.	AISIN No.
21010-T9088		21010-V5528	<b>WPN-024</b>	21010-W1789	
21010-T9089		21010-V5529	<b>WPN-024</b>	21010-W1790	
21010-T9316		21010-V5585	<b>WPN-024</b>	21010-W3425	
21010-T9317		21010-V5586	<b>WPN-024</b>	21010-W3626	<b>WPN-013</b>
21010-T9320		21010-V5587	<b>WPN-024</b>	21010-W3627	<b>WPN-013</b>
21010-T9322		21010-V5588	<b>WPN-024</b>	21010-W3628	<b>WPN-013</b>
21010-T9326		21010-V5589	<b>WPN-024</b>	21010-W3685	<b>WPN-013</b>
21010-T9327		21010-V5725	<b>WPN-062</b>	21010-W3686	<b>WPN-013</b>
21010-T9360		21010-V7026	<b>WPN-013</b>	21010-W3688	<b>WPN-013</b>
21010-T9361		21010-V7225	<b>WPN-010</b>	21010-W3694	<b>WPN-013</b>
21010-T9387		21010-V7226	<b>WPN-010</b>	21010-W4425	<b>WPN-024</b>
21010-T9390		21010-V7227	<b>WPN-010</b>	21010-W4426	<b>WPN-024</b>
21010-T9391		21010-V7228	<b>WPN-010</b>	21010-WJ125	
21010-T9392		21010-V7229	<b>WPN-010</b>	21010-WK900	
21010-T9393		21010-V7285	<b>WPN-010</b>	21010-Y4425	
21010-T9C25		21010-V7286	<b>WPN-010</b>	21010-Y7025	<b>WPN-013</b>
21010-T9C85		21010-VB025	<b>WPN-125</b>	21010-Y9010	
21010-T9C90		21010-VB125	<b>WPN-094</b>	21011-HA100	
21010-U6725		21010-VC200		21011-HA101	
21010-U6726		21010-VC225	<b>WPN-124</b>	21011-HC200	<b>WPN-090</b>
21010-U6727		21010-VG125		21011-HC230	<b>WPN-090</b>
21010-U6728		21010-VG126		21011-HC231	
21010-U6729		21010-VH025	<b>WPN-101</b>	21011-HC400	<b>WPZ-002</b>
21010-V0725		21010-VH026		21011-V4075	
21010-V0726		21010-VH028		21011-V4900	
21010-V4071		21010-VH225	<b>WPN-101</b>	21011-V4960	
21010-V4300		21010-VJ225		21011-V4961	
21010-V4301		21010-VJ226	<b>WPN-123</b>	21011-V4962	
21010-V4311		21010-VJ260		21013-6N200	
21010-V4370		21010-VK525		21013-HA000	<b>WPZ-043</b>
21010-V4900		21010-VR025	<b>WPN-053</b>	21100-AA110	
21010-V4960		21010-VR026	<b>WPN-053</b>	21110-AA000	
21010-V4961		21010-VW025		21110-AA001	
21010-V4962		21010-VW027		21110-AA002	
21010-V5003		21010-VW125		21110-AA003	
21010-V5004		21010-VW126		21110-AA012	<b>WPF-003</b>
21010-V5005		21010-VW201	<b>WPN-121</b>	21110-AA013	<b>WPF-003</b>
21010-V5025		21010-VW202	<b>WPN-121</b>	21110-AA014	<b>WPF-003</b>
21010-V5026		21010-VW226	<b>WPN-121</b>	21110-AA015	<b>WPF-003</b>
21010-V5027		21010-VW228	<b>WPN-121</b>	21110-AA016	<b>WPF-003</b>
21010-V5028		21010-W1725		21110-AA017	<b>WPF-003</b>
21010-V5500	<b>WPN-024</b>	21010-W1727		21110-AA022	<b>WPF-007</b>
21010-V5510	<b>WPN-024</b>	21010-W1728		21110-AA023	<b>WPF-007</b>
21010-V5525	<b>WPN-024</b>	21010-W1729		21110-AA025	<b>WPF-007</b>
21010-V5526	<b>WPN-024</b>	21010-W1786		21110-AA026	<b>WPF-007</b>
21010-V5527	<b>WPN-024</b>	21010-W1788		21110-AA040	

TABLE-1

# Cross Reference (Genuine No.→AISIN No.)

※ : Components may slightly differ from GENUINE No.  
 ◇ : Complete Assembly Only.  
 & : Part No. requires additional components for installation.

Genuine No.	AISIN No.	Genuine No.	AISIN No.	Genuine No.	AISIN No.
21110-AA050		21111-KA031		21111-KA230	<b>WPF-022</b>
21110-AA060	<b>WPF-005</b>	21111-KA032		21111-KA240	<b>WPF-004</b>
21110-AA070		21111-KA041	<b>WPF-001</b>	21111-KA270	<b>WPF-022</b>
21110-AA110		21111-KA042	<b>WPF-001</b>	21111-KA271	<b>WPF-022</b>
21110-AA120		21111-KA043	<b>WPF-001</b>	21111-KA280	<b>WPF-004</b>
21110-AA121		21111-KA044	<b>WPF-001</b>	21111-KA281	<b>WPF-004</b>
21110-AA360		21111-KA045	<b>WPF-001</b>	21111-KA282	<b>WPF-004</b>
21110-AA510		21111-KA046	<b>WPF-001</b>	21111-KA283	<b>WPF-004</b>
21110-AA690	<b>WPF-027</b>	21111-KA047	<b>WPF-001</b>	21111-KA290	<b>WPF-001</b>
21110-AA710		21111-KA050	<b>WPF-004</b>	21111-KA291	<b>WPF-001</b>
21110-AA720		21111-KA051	<b>WPF-004</b>	21111-KA292	<b>WPF-001</b>
21110-AA740		21111-KA052	<b>WPF-004</b>	21111-KA293	<b>WPF-001</b>
21111-A0007	<b>WPF-002</b>	21111-KA053	<b>WPF-004</b>	21111-KA310	
21111-AA000	<b>WPF-002</b>	21111-KA054	<b>WPF-004</b>	21111-KA311	
21111-AA001	<b>WPF-002</b>	21111-KA055	<b>WPF-004</b>	21111-KA320	
21111-AA002	<b>WPF-002</b>	21111-KA060	<b>WPF-004</b>	21111-KA330	<b>WPF-026</b>
21111-AA003	<b>WPF-002</b>	21111-KA061	<b>WPF-004</b>	21118-KA000	
21111-AA004	<b>WPF-002</b>	21111-KA070	<b>WPF-001</b>	21135-KA000	
21111-AA006	<b>WPF-002</b>	21111-KA071	<b>WPF-001</b>	2329-15-130A	
21111-AA007	<b>WPF-002</b>	21111-KA072	<b>WPF-001</b>	25100-23021	
21111-AA020	<b>WPF-006</b>	21111-KA073	<b>WPF-001</b>	25100-38450	
21111-AA021	<b>WPF-006</b>	21111-KA074	<b>WPF-001</b>	271855-0	<b>WPV-800</b>
21111-AA022	<b>WPF-006</b>	21111-KA075	<b>WPF-001</b>	271984-7	<b>WPV-801</b>
21111-AA026	<b>WPF-006</b>	21111-KA076	<b>WPF-001</b>	271986-0	<b>WPV-802</b>
21111-AA033	<b>WPF-002</b>	21111-KA092	<b>WPF-022</b>	272476-3	<b>WPV-803</b>
21111-AA042	<b>WPF-008</b>	21111-KA110	<b>WPF-004</b>	274216-0	<b>WPV-804</b>
21111-AA060	<b>WPF-008</b>	21111-KA120	<b>WPF-022</b>	2A010-D0189	
21111-AA061	<b>WPF-008</b>	21111-KA121	<b>WPF-022</b>	30650836	
21111-AA065	<b>WPF-008</b>	21111-KA122	<b>WPF-022</b>	30650837	
21111-AA081	<b>WPF-006</b>	21111-KA123	<b>WPF-022</b>	30713570	
21111-AA110		21111-KA124	<b>WPF-022</b>	30713571	
21111-AA240	<b>WPF-023</b>	21111-KA130	<b>WPF-001</b>	30777590	<b>WPZ-043</b>
21111-AA250	<b>WPF-024</b>	21111-KA131	<b>WPF-001</b>	30845-31010	
21111-AA260	<b>WPF-025</b>	21111-KA132	<b>WPF-001</b>	31076-0100	
21111-AA280		21111-KA140	<b>WPF-001</b>	31076-0110	
21111-AA320	<b>WPF-025</b>	21111-KA141	<b>WPF-001</b>	31076-0120	
21111-AA330		21111-KA142	<b>WPF-001</b>	31076-4300	
21111-AA331	<b>WPF-025</b>	21111-KA150	<b>WPF-004</b>	31076-4310	
21111-AA360		21111-KA151	<b>WPF-004</b>	31076-6100	
21111-AA370		21111-KA152	<b>WPF-004</b>	31076-8100	
21111-AA380		21111-KA153	<b>WPF-004</b>	31076-8110	
21111-AA430	<b>WPF-024</b>	21111-KA154	<b>WPF-004</b>	31645-00040	
21111-AA450	<b>WPF-024</b>	21111-KA160	<b>WPF-004</b>	31645-00050	
21111-AA690	<b>WPF-027</b>	21111-KA190	<b>WPF-001</b>	31645-01010	
21111-KA001		21111-KA191	<b>WPF-001</b>	31645-01012	
21111-KA002		21111-KA192	<b>WPF-001</b>	31645-01021	

TABLE-1

# Cross Reference (Genuine No.→AISIN No.)

※ : Components may slightly differ from GENUINE No.  
 ◇ : Complete Assembly Only.  
 & : Part No. requires additional components for installation.

Genuine No.	AISIN No.	Genuine No.	AISIN No.	Genuine No.	AISIN No.
31645-01032		5-13610-027-0		5-13610-171-2	
31645-01042		5-13610-027-1		5-13610-171-3	
31645-01060		5-13610-027-2		5-13610-172-0	
31645-02010		5-13610-038-0		5-13610-172-1	
31645-02011		5-13610-038-1		5-13610-174-0	<b>WPG-004</b>
31645-02012		5-13610-038-2		5-13610-174-1	<b>WPG-004</b>
31645-02020		5-13610-038-3		5-13610-178-0	
31645-02021		5-13610-041-2		5-13610-179-0	
31645-02030		5-13610-041-3		5-13610-179-1	
31645-02031		5-13610-041-4		5-13610-179-2	
31645-02040		5-13610-041-5		5-13610-184-0	<b>WPG-005</b>
31645-02041		5-13610-047-0	<b>WPG-017</b>	5-13610-184-1	<b>WPG-005</b>
31645-02060		5-13610-047-Z		5-13610-187-0	<b>WPG-006</b>
31645-02061		5-13610-054-1		5-13610-199-0	<b>WPG-009</b>
31645-80010		5-13610-057-0	<b>WPG-017</b>	5-13610-207-0	※ <b>WPG-029</b>
31745-12011		5-13610-057-Z		5-13616-169-0	
31745-12013		5-13610-077-2	<b>WPG-017</b>	5-13616-169-Z	
3299-15-010		5-13610-077-Z		5-13616-184-0	<b>WPG-005</b>
34445-00014		5-13610-099-3		58600-003-460	
34445-20010		5-13610-105-0		5-86000-346-0	<b>WPH-001</b>
34545-10010		5-13610-105-1		5-86000-346-6	<b>WPH-001</b>
34745-00020		5-13610-105-5		58600-036-390	
3648-15-130A		5-13610-124-0	<b>WPG-004</b>	58600-036-400	
3648-15-130B		5-13610-124-1	<b>WPG-004</b>	58600-077-130	
3648-15-130C		5-13610-144-0		58600-089-040	
3648-15-130D		5-13610-145-2		58600-089-050	
3648-15-130E		5-13610-150-0	<b>WPG-006</b>	5-86003-637-0	<b>WPH-002</b>
3648-15-130F		5-13610-150-1	<b>WPG-006</b>	5-86003-637-7	<b>WPH-002</b>
3648-15-130G		5-13610-150-2	<b>WPG-006</b>	5-86003-637-Z	
3704181M2	<b>WPG-029</b>	5-13610-151-1		5-86003-638-0	<b>WPH-002</b>
39745-2100		5-13610-151-2		5-86003-638-8	<b>WPH-002</b>
41076-7000		5-13610-163-0	<b>WPG-017</b>	5-86003-638-Z	
41076-7100	<b>WPF-005</b>	5-13610-163-Z		5-86003-639-0	<b>WPH-006</b>
41076-7200		5-13610-167-1		5-86003-639-9	<b>WPH-006</b>
41076-7300	<b>WPF-005</b>	5-13610-169-1	<b>WPG-017</b>	5-86003-639-Z	
41076-7400		5-13610-169-2	<b>WPG-017</b>	5-86003-640-0	<b>WPH-006</b>
41741-5600		5-13610-169-3	<b>WPG-017</b>	5-86003-640-Z	
4892-15-010F		5-13610-169-4	<b>WPG-017</b>	5-86003-640-Z	
4S4G-8501-AC	<b>WPZ-043</b>	5-13610-169-Z		5-86003-904-0	<b>WPH-011A</b>
4S4Z-8501-AA		5-13610-170-0	<b>WPG-017</b>	5-86003-904-Z	
50-005-310		5-13610-170-1	<b>WPG-017</b>	5-86003-905-0	<b>WPH-011A</b>
50-005-319		5-13610-170-2	<b>WPG-017</b>	5-86003-905-Z	
5-13160-169-3		5-13610-170-3	<b>WPG-017</b>	5-86007-713	
5-13610-009-0		5-13610-170-Z		5-86007-713-0	<b>WPH-001</b>
5-13610-012-1		5-13610-171-0		5-86007-713-3	<b>WPH-001</b>
5-13610-012-3		5-13610-171-1		5-86008-903-0	
				5-86008-903-3	

TABLE-1

# Cross Reference (Genuine No.→AISIN No.)

※ : Components may slightly differ from GENUINE No.  
 ◇ : Complete Assembly Only.  
 & : Part No. requires additional components for installation.

Genuine No.	AISIN No.	Genuine No.	AISIN No.	Genuine No.	AISIN No.
5-86008-904-0	<b>WPH-011A</b>	5-86120-640-0	<b>WPN-052</b>	5-86140-560-0	
5-86008-904-4	<b>WPH-011A</b>	5-86120-641-0		5-86140-574-0	<b>WPN-112</b>
5-86008-905-0	<b>WPH-011A</b>	5-86120-641-1	<b>WPN-052</b>	5-86140-574-4	
5-86008-905-5	<b>WPH-011A</b>	5-86121-713-0		5-86140-575-0	<b>WPN-098</b>
5-86103-068		5-86121-713-3		5-86140-575-5	
5-86103-068-0		5-86122-480-0		5-86140-576-0	<b>WPN-082A</b>
5-86103-068-8	<b>WPN-052</b>	5-86122-703-0		5-86140-576-6	
5-86103-068-Z		5-86122-703-3		5-86140-577-0	<b>WPN-101</b>
5-86103-070-0	<b>WPN-082A</b>	5-86123-818-0		5-86140-577-7	
5-86103-071-0		5-86123-818-8		5-86140-707-0	
5-86103-071-1		5-86123-819-0		5-86140-707-7	
5-86103-072-0		5-86123-819-9		5-86141-241-0	
5-86103-072-2		5-86123-820-0		5-86141-241-1	
5-86103-073-0	<b>WPN-056</b>	5-86123-822-0		5-86142-265-0	
5-86103-073-3	<b>WPN-056</b>	5-86123-822-2	<b>WPN-056</b>	5-86142-265-5	
5-86103-073-Z		5-86127-057-0	<b>WPN-070</b>	5-86142-266-6	
5-86112-135-0		5-86127-057-7	<b>WPN-070</b>	5-86142-267-0	<b>WPN-121</b>
5-86112-135-5		5-86129-016-0	<b>WPN-052</b>	5-86142-267-7	
5-86112-136-0		5-86129-016-6	<b>WPN-052</b>	5-86144-815-0	<b>WPN-101</b>
5-86112-136-6		5-86129-646-0		5-86144-815-5	
5-86112-571-0	<b>WPN-082A</b>	5-86129-646-6		5-86144-816-0	<b>WPN-085</b>
5-86112-571-1		5-86129-647-0		5-86144-816-6	
5-86113-175-0		5-86129-647-7		5-86144-817-0	<b>WPN-059</b>
5-86113-175-5		5-86129-648-0		5-86144-817-7	
5-86113-176-0		5-86132-441-1		5-87810-140-2	
5-86113-176-6		5-86132-944-0	<b>WPN-056</b>	5-94376-864-0	
5-86114-301-0	<b>WPN-082A</b>	5-86132-944-4	<b>WPN-056</b>	6213-610-000-54	<b>WPW-004</b>
5-86114-301-1		5-86133-251-0	<b>WPN-082A</b>	6213-610-001-1	
5-86114-302-0		5-86133-251-1		6213-610-002-1	
5-86114-302-2		5-86133-252-0		6213-610-002-2	※ <b>WPG-029</b>
5-86114-303-0		5-86133-252-2		6213-610-003-2	
5-86114-303-3		5-86133-439-0		6213-610-003-3	
5-86114-361-0		5-86133-439-9		6213-610-004-2F	<b>WPW-002</b>
5-86114-361-1		5-86135-399-0		6213-610-004-3H	<b>WPW-002</b>
5-86114-362-0		5-86135-399-9		6213-610-004-4K	<b>WPW-002</b>
5-86114-362-2		5-86135-543-0		6213-610-004-5L	<b>WPW-002</b>
5-86116-066-0		5-86135-543-3		6213-610-005-4I	<b>WPW-004</b>
5-86116-066-6		5-86135-594-0		6213-610-005-5J	<b>WPW-004</b>
5-86116-067-0		5-86135-594-4		6213-610-009-5N	<b>WPW-005</b>
5-86117-125-0		5-86135-697-0		6213-610-009-6O	<b>WPW-005</b>
5-86117-125-5		5-86135-697-7		6213-610-011-1D	<b>WPW-003</b>
5-86117-126-0		5-86136-346-0		6213-610-011-2E	<b>WPW-003</b>
5-86117-126-6		5-86136-346-6		6213-610-016-0	<b>WPW-005</b>
5-86117-769-0		5-86136-347-0		6213-611-000-11	※ <b>WPG-029</b>
5-86117-769-9		5-86136-347-7		6213-611-000-21	
5-86120-639-0		5-86137-409-9		6213-611-000-3	※ <b>WPG-029</b>

TABLE-1

# Cross Reference (Genuine No.→AISIN No.)

※ : Components may slightly differ from GENUINE No.  
 ◇ : Complete Assembly Only.  
 & : Part No. requires additional components for installation.

Genuine No.	AISIN No.	Genuine No.	AISIN No.	Genuine No.	AISIN No.
6213-611-000-4	※WPG-029	8-94136-380-0		8-94332-921-1	
6213-611-000-5	※WPG-029	8-94140-341-0		8-94332-922-0	
6213-611-001-0	WPG-029	8-94140-341-1	WPG-021A	8-94332-922-1	
6213-611-001-10	WPG-029	8-94140-341-2	WPG-021A	8-94332-922-2	
6M8G 8501-AE	WPZ-043	8-94143-374-0		8-94334-671-0	WPG-015
721554-42010	※WPW-011	8-94143-374-4		8-94334-671-1	WPG-015
8-13617-636-0		8-94146-326-0		8-94341-998-0	
8363-15-010		8-94154-957-0		8-94359-659-0	
8553-15-010B		8-94154-957-7		8-94360-200-0	
8-64332-637-0		8-94155-065-0		8-94372-119-0	WPG-002
8-64332-638-0		8-94155-065-5		8-94372-119-1	WPG-002
8-84174-226-2		8-94174-226-2		8-94372-119-9	WPG-002
8-84376-846-0		8-94176-989-0	WPG-006	8-94372-119-Z	
8-84376-847-0		8-94176-989-1	WPG-006	8-94376-378-0	
8-84376-848-0		8-94176-989-2	WPG-006	8-94376-472-0	WPG-021A
8872-15-010		8-94202-461-1		8-94376-832-0	
8872-15-010A		8-94202-477-1	WPG-019	8-94376-837-0	WPG-004
8872-15-010B		8-94202-477-7		8-94376-837-7	WPG-004
8872-15-010D		8-94224-456-0		8-94376-843-0	WPG-006
8872-15-010E		8-94224-894-0	WPG-019	8-94376-843-1	WPG-006
8-91224-894-0		8-94224-894-4		8-94376-844-0	WPG-021A
8-91376-865-0		8-94232-082-0		8-94376-845-0	
8-91395-417-2		8-94232-082-1		8-94376-845-5	
8-91395-654-2		8-94232-082-2		8-94376-846-0	
8-94104-755-0		8-94232-347-0		8-94376-847-0	
8-94104-755-1		8-94239-649-0	WPG-004	8-94376-847-7	
8-94109-591-0	WPG-020	8-94239-649-9	WPG-004	8-94376-848-0	
8-94109-591-1		8-94239-851-0	WPG-005	8-94376-848-8	
8-94115-065-0		8-94240-089-0		8-94376-849-0	
8-94117-501-1		8-94240-089-9		8-94376-849-9	
8-94118-353-0		8-94240-378-0		8-94376-850-0	
8-94118-501-0		8-94241-525-0		8-94376-851-0	WPG-021A
8-94118-501-1		8-94244-409-0		8-94376-851-1	
8-94120-768-0	WPG-004	8-94251-251-0	WPG-004	8-94376-853-0	WPG-002
8-94120-768-1	WPG-004	8-94251-277-0		8-94376-853-3	WPG-002
8-94120-768-8	WPG-004	8-94251-277-7		8-94376-853-Z	WPG-002
8-94124-093-0		8-94310-025-0	WPG-021A	8-94376-854-0	WPG-005
8-94124-093-3		8-94310-251-0	WPG-021A	8-94376-855-0	
8-94124-093-4		8-94329-649-0		8-94376-857-0	WPG-005
8-94129-554-0	WPG-002	8-94332-636-0		8-94376-858-0	
8-94129-554-4	WPG-002	8-94332-636-6		8-94376-858-1	
8-94129-554-Z	WPG-002	8-94332-638-0		8-94376-859-0	WPG-004
8-94131-330-0		8-94332-638-1		8-94376-859-9	WPG-004
8-94131-330-1		8-94332-638-2		8-94376-863-0	WPG-017
8-94136-076-0		8-94332-920-0		8-94376-863-Z	
8-94136-167-0		8-94332-921-0		8-94376-864-0	

TABLE-1

# Cross Reference (Genuine No.→AISIN No.)

※ : Components may slightly differ from GENUINE No.  
 ◇ : Complete Assembly Only.  
 & : Part No. requires additional components for installation.

Genuine No.	AISIN No.	Genuine No.	AISIN No.	Genuine No.	AISIN No.
8-94376-865-0		8-94395-656-3		8-94972-209	
8-94376-866-0		8-94395-656-5		8-97001-775-0	
8-94376-866-6		8-94395-656-6		8-97010-200-0	
8-94376-867-0		8-94395-657-0		8-97010-201-0	
8-94376-867-7		8-94395-657-1		8-97010-772-0	<b>WPG-005</b>
8-94376-869-0		8-94395-657-5		8-97014-078-0	<b>WPG-008</b>
8-94376-869-9		8-94395-670-5		8-97014-078-8	<b>WPG-008</b>
8-94379-461-2	<b>WPG-021A</b>	8-94396-626-0		8-97018-556-0	<b>WPG-002</b>
8-94379-472-0	<b>WPG-021A</b>	8-94396-626-1		8-97018-556-Z	<b>WPG-002</b>
8-94379-924-0	<b>WPG-002</b>	8-94396-700-0		8-97018-560-0	<b>WPG-021A</b>
8-94379-924-4	<b>WPG-002</b>	8-94405-039-0	<b>WPG-003</b>	8-97018-560-1	
8-94379-924-Z	<b>WPG-002</b>	8-94405-039-9	<b>WPG-003</b>	8-97021-171-0	<b>WPG-002</b>
8-94380-694-0	<b>WPG-010</b>	8-94411-901-0	<b>WPG-003</b>	8-97021-171-1	<b>WPG-002</b>
8-94380-694-4	<b>WPG-010</b>	8-94411-901-1	<b>WPG-003</b>	8-97021-171-Z	<b>WPG-002</b>
8-94386-207-0		8-94415-090-0		8-97021-772-0	
8-94386-207-7		8-94415-090-1	<b>WPG-003</b>	8-97021-773-0	
8-94386-857-0	<b>WPG-005</b>	8-94419-461-0	<b>WPG-021A</b>	8-97021-774-0	
8-94387-613-0	<b>WPG-003</b>	8-94419-461-1	<b>WPG-021A</b>	8-97021-774-4	
8-94390-600-0		8-94419-461-2	<b>WPG-021A</b>	8-97021-775-0	
8-94390-603-0		8-94437-048-0		8-97021-775-5	
8-94390-699-0		8-94437-048-8		8-97021-859-0	
8-94391-058-0		8-94439-850-0	<b>WPG-002</b>	8-97022-859-0	<b>WPG-010</b>
8-94391-058-2		8-94439-850-1	<b>WPG-002</b>	8-97022-859-9	<b>WPG-010</b>
8-94391-059-0		8-94439-850-2	<b>WPG-002</b>	8-97028-595-0	<b>WPG-017</b>
8-94391-059-4		8-94439-850-Z	<b>WPG-002</b>	8-97028-595-Z	
8-94391-061-0		8-94439-851-0	<b>WPG-005</b>	8-97030-916-0	
8-94391-416-0		8-94439-851-1	<b>WPG-005</b>	8-97030-916-6	
8-94391-670-0		8-94439-851-2	<b>WPG-005</b>	8-97030-983-0	
8-94391-670-5		8-94439-852-0		8-97030-983-3	
8-94392-668-0		8-94439-852-1		8-97031-472-0	
8-94392-818-0		8-94439-852-2		8-97031-472-2	
8-94392-818-2		8-94439-853-0	<b>WPG-009</b>	8-97031-473-0	
8-94392-819-0		8-94439-855-2		8-97031-473-3	
8-94392-819-5		8-94439-875-0	<b>WPG-005</b>	8-97031-474-0	
8-94394-134-3		8-94439-875-1	<b>WPG-005</b>	8-97031-474-4	
8-94394-356-0		8-94441-846-0		8-97037-966-0	<b>WPG-021A</b>
8-94395-058-2		8-94459-837-0		8-97061-280-0	
8-94395-414-0		8-94459-837-7		8-97061-280-Z	
8-94395-416-0		8-94461-173-0	<b>WPG-021A</b>	8-97062-796-0	<b>WPG-021A</b>
8-94395-417-0		8-94461-173-3		8-97062-796-6	
8-94395-417-2		8-94471-469-0	<b>WPG-003</b>	8-97071-623-0	
8-94395-654-0		8-94471-469-9	<b>WPG-003</b>	8-97073-951-0	<b>WPG-015</b>
8-94395-654-2		8-94471-470-0	<b>WPG-003</b>	8-97073-951-1	<b>WPG-015</b>
8-94395-656-0		8-94483-167-0	<b>WPG-017</b>	8-97073-951-Z	
8-94395-656-1		8-94483-167-1	<b>WPG-017</b>	8-97081-623-0	
8-94395-656-2		8-94483-167-Z		8-97081-623-1	

TABLE-1

# Cross Reference (Genuine No.→AISIN No.)

※ : Components may slightly differ from GENUINE No.  
 ◇ : Complete Assembly Only.  
 & : Part No. requires additional components for installation.

Genuine No.	AISIN No.	Genuine No.	AISIN No.	Genuine No.	AISIN No.
8-97081-623-3		8-97363-478-8	<b>WPG-027</b>	8AF9-15-010A	
8-97084-505-0		8-97376-843-0	<b>WPG-006</b>	8AFD-15-010	
8-97084-505-5		8-97376-851-0	<b>WPG-021A</b>	8AFD-15-010B	
8-97100-852-0		8-97392-818-2		8AG1-15-010	
8-97101-319-0		8-97392-818-5		8AG1-15-010A	
8-97105-012-0	<b>WPG-021A</b>	8-97392-819-5		8AG1-15-010B	
8-97105-012-1	<b>WPG-021A</b>	8-97606-249-2		8AG2-15-010	
8-97105-012-2		8-98004-292-0		8AG2-15-010A	
8-97105-012-3	<b>WPG-021A</b>	8-98004-292-2		8AG2-15-010B	
8-97105-012-5	<b>WPG-021A</b>	8-98329-116-0		8AG2-15-010C	
8-97106-002-0		8AB1-15-010	<b>WPZ-006</b>	8AG2-15-100	<b>WPN-090</b>
8-97106-002-2		8AB2-15-010	<b>WPZ-006</b>	8AG2-15-100A	<b>WPN-090</b>
8-97109-676-0	<b>WPG-015</b>	8AB3-15-010	<b>WPZ-001</b>	8AG2-15-100B	<b>WPN-090</b>
8-97109-676-1	<b>WPG-015</b>	8AB3-15-010B	<b>WPZ-001</b>	8AG3-15-010	
8-97109-676-6	<b>WPG-015</b>	8AB4-15-010	<b>WPZ-001</b>	8AG3-15-100	
8-97109-676-Z		8AB4-15-010A	<b>WPZ-001</b>	8AG4-15-010	
8-97110-386-0		8AB5-15-010	<b>WPZ-003</b>	8AG4-15-010A	
8-97110-386-6		8AB5-15-010A	<b>WPZ-003</b>	8AG5-15-010	
8-97110-387-0	<b>WPG-018</b>	8AB6-15-010		8AG5-15-010A	
8-97113-305-0		8AB6-15-010A		8AG5-15-010B	
8-97114-682-0		8AB7-15-010	<b>WPZ-001</b>	8AG6-15-010	
8-97123-330-0	<b>WPG-021A</b>	8AB8-15-010	<b>WPZ-003</b>	8AG6-15-010A	
8-97123-330-2	<b>WPG-021A</b>	8AB9-15-010		8AG7-15-010	
8-97125-975-0		8AB9-15-010A		8AG7-15-010A	
8-97125-975-5		8ABA-15-010		8AG7-15-010B	
8-97125-975-Z		8ABB-15-010		8AG8-15-010	
8-97136-127-1		8ABB-15-010A		8AG9-15-010	
8-97149-237-0		8ABC-15-010		8AGA-15-010	
8-97149-237-7	<b>WPG-028</b>	8ABE-15-010		8AH1-15-010	
8-97167-554-0		8ABS-15-010	<b>WPZ-003</b>	8AH1-15-010A	
8-97167-554-4		8ABT-15-010A	<b>WPZ-006</b>	8AH2-15-010	<b>WPZ-002</b>
8-97167-554-Z		8AD1-15-010	<b>WPZ-003</b>	8AH2-15-010A	<b>WPZ-002</b>
8-97180-326-0		8AD2-15-010	<b>WPZ-001</b>	8AH2-15-010B	<b>WPZ-002</b>
8-97180-326-6		8AD2-15-010A	<b>WPZ-001</b>	8AH3-15-010	
8-97184-867-0		8AE1-15-010		8AH3-15-010A	
8-97184-867-7		8AE2-15-010		8AH3-15-010B	
8-97312-147-3		8AF1-15-100A		8AH3-15-010C	<b>WPZ-023</b>
8-97312-147-4		8AF1-15-100B		8AH3-15-010D	<b>WPZ-023</b>
8-97313-904-0	<b>WPG-015</b>	8AF2-15-100		8AH3-15-010E	<b>WPZ-023</b>
8-97313-904-4	<b>WPG-015</b>	8AF3-15-100		8AH3-15-011E	<b>WPZ-023</b>
8-97314-118-0	<b>WPG-028</b>	8AF4-15-010		8AH4-15-010	<b>WPZ-002</b>
8-97314-118-8	<b>WPG-028</b>	8AF4-15-010A		8AH5-15-010	
8-97333-361-0	<b>WPG-015</b>	8AF4-15-010B		8AH5-15-010A	
8-97333-361-1	<b>WPG-015</b>	8AF4-15-100		8AH6-15-010	
8-97360-200-0		8AF4-15-100A		8AH6-15-010B	
8-97363-478-0	<b>WPG-027</b>	8AF9-15-010		8AH7-15-010	

# Cross Reference (Genuine No.→AISIN No.)

※ : Components may slightly differ from GENUINE No.  
 ◇ : Complete Assembly Only.  
 & : Part No. requires additional components for installation.

Genuine No.	AISIN No.
8AH7-15-010A	
8AH7-15-010B	
8AH7-15-010C	
8AH8-15-010	
8AH9-15-010	
8AJ1-15-010	
8AJ1-15-010B	
8AJ1-15-100	
8AJ1-15-100A	
8AJ2-15-010	
8AJ2-15-010A	
8AJ2-15-100	
8AJ2-15-100A	
8AK1-15-010	<b>WPZ-002</b>
8AK1-15-010A	<b>WPZ-002</b>
8AK2-15-010	
8AK3-15-010	
8AK3-15-010B	
8AL1-15-010A	
8AL1-15-010B	
8AL1-15-010C	
8AL4-15-010	
8AL4-15-010A	
8AL4-15-100	
8ALA-15-010	
8ALA-15-010A	
8ALA-15-100	<b>WPZ-029</b>
8ALA-15-100A	<b>WPZ-029</b>
8AS1-15-100	
8AS2-15-010	
8AS2-15-010A	
8AS2-15-100	
8AS2-15-100A	
8AS4-15-010	
8AS4-15-010A	
8AS6-15-010	<b>WPZ-002</b>
8AS6-15-010A	<b>WPZ-002</b>
8AS7-15-010	
8AS7-15-010A	
8AW1-15-100	<b>WPZ-005</b>
8AW1-15-100A	<b>WPZ-005</b>
8AW2-15-100	<b>WPZ-004</b>
8AW2-15-100A	<b>WPZ-004</b>
8AW3-15-100	<b>WPZ-005</b>
8AW3-15-100A	<b>WPZ-005</b>
8AW3-15-100B	<b>WPZ-005</b>

Genuine No.	AISIN No.
8AW4-15-100	<b>WPZ-004</b>
8AW4-15-100A	<b>WPZ-004</b>
8AW5-15-100	<b>WPZ-015</b>
8AW8-15-100	<b>WPZ-004</b>
8AW9-15-100B	
8AWA-15-100	<b>WPZ-015</b>
8AWA-15-100A	<b>WPZ-015</b>
8AWB-15-100	
8BA1-15-010	
8-L7363-478-0	
90543935	
9-13610-105-0	
9-13610-122-0	
9-13610-149-0	
9-13610-164-0	
9-13610-265-0	
9-13610-273-0	
9-13610-279-0	
9-13610-318-0	
9-13610-319-1	
9-13610-319-3	
9-13610-323-0	
9-13610-325-0	<b>WPG-017</b>
9-13610-394-0	<b>WPG-017</b>
9-13610-417-0	
9-13610-423-0	
9-13610-605-0	
9-13611-094-0	
9-13617-605-0	
9-13617-608-0	
9-13617-635-0	
9-13617-636-0	
9-13617-636-2	
9-13617-637-1	
9-13617-801-0	
9142695	
92065969	
9-3170401	
93181118	
9-4109591	
9-4202477	
9-4331664	
9-4360200	
96352650	
9-7031472	
9AW2-15-100	<b>WPZ-004</b>

Genuine No.	AISIN No.
A503-15-010	
A503-15-010A	
AD077219	
AJ03-15-010B	
AJ03-15-010D	
AJ03-15-010F	
AJ03-15-010G	
AJY1-15-010	
AL3E-8501-BA	
AL3E-8501-BB/ 05	
AY01-15-010	
AY01-15-010A	
AZ01-15-010	<b>WPS-001</b>
AZ01-15-011	<b>WPS-001</b>
AZ01-15-012	<b>WPS-001</b>
AZ01-15-013	<b>WPS-001</b>
AZ12-15-010	<b>WPS-001</b>
AZ12-15-010A	<b>WPS-001</b>
AZ12-15-010B	<b>WPS-001</b>
AZ13-15-010	<b>WPS-001</b>
AZ13-15-010A	<b>WPS-001</b>
B1010-02N1B	<b>WPN-006</b>
B1010-0P529	<b>WPN-055</b>
B1010-0W00J	<b>WPN-085</b>
B1010-0W80A	<b>WPN-098</b>
B1010-16E03	<b>WPN-011</b>
B1010-1GZ0A	
B1010-1KC0A	<b>WPN-117</b>
B1010-1KC0B	<b>WPN-117</b>
B1010-1P128	<b>WPN-089</b>
B1010-1VA0A	<b>WPN-120</b>
B1010-1VA0B	<b>WPN-120</b>
B1010-22P27	<b>WPN-016</b>
B1010-2S50A	<b>WPN-002</b>
B1010-2S60A	
B1010-2W20A	
B1010-2W225	
B1010-2W226	
B1010-40F27	<b>WPN-059</b>
B1010-52F01	<b>WPN-068</b>
B1010-57J26	<b>WPN-009</b>
B1010-5T11A	<b>WPN-082A</b>
B1010-5X00D	
B1010-65N94	<b>WPN-113</b>
B1010-67U28	<b>WPN-083</b>
B1010-6N21A	

TABLE-1

# Cross Reference (Genuine No.→AISIN No.)

※ : Components may slightly differ from GENUINE No.  
 ◇ : Complete Assembly Only.  
 & : Part No. requires additional components for installation.

Genuine No.	AISIN No.	Genuine No.	AISIN No.	Genuine No.	AISIN No.
B1010-6T30A	<b>WPN-101</b>	BA010-02C25		BA010-R8485	
B10106-T325		BA010-06E26	<b>WPN-020</b>	BA010-R8486	
B1010-6T326		BA010-12G26		BA010-R8487	
B1010-6T327		BA010-16A27	<b>WPN-078</b>	BA010-T9327	
B1010-80G0E	<b>WPN-054A</b>	BA010-17S27		BA010-T9C25	
B1010-80W27		BA010-21028	<b>WPN-032</b>	BA010-T9C85	
B1010-81T26	<b>WPN-010</b>	BA010-21085	<b>WPN-032</b>	BA010-T9C90	
B1010-AD226	<b>WPN-111</b>	BA010-22J25	<b>WPN-010</b>	BA010-V5589	<b>WPN-024</b>
B1010-B1726		BA010-23028		BA010-V5594	<b>WPN-024</b>
B1010-ED00A	<b>WPN-108</b>	BA010-43G25	<b>WPN-002</b>	BA010-W1788	
B1010-EN20B		BA010-43G26	<b>WPN-002</b>	BA010-W1789	
B1010-F1725		BA010-50L26	<b>WPN-062</b>	BA010-W3694	<b>WPN-013</b>
B1010-F1727		BA010-54A26	<b>WPN-012</b>	BR3E-8501-HA	
B1010-F2725		BA010-54A27	<b>WPN-012</b>	CW720831	
B1010-J2N26	<b>WPN-028</b>	BA010-57J01	<b>WPN-009</b>	CW756032	
B1010-JK00A	<b>WPN-104</b>	BA010-71E27	<b>WPN-061</b>	D430-15-010	
B1010-JK20A	<b>WPN-116</b>	BA010-80W26		D4FZ-8501A	
B1010-MA70A		BA010-80W89		D8FZ-8501A	
B1010-V7286	<b>WPN-010</b>	BA010-80W94		E301-15-010	
B1010-VB126		BA010-D0120		E301-15-010A	<b>WPZ-006</b>
B1010-VC225	<b>WPN-124</b>	BA010-D0126		E301-15-010B	<b>WPZ-006</b>
B1010-VG128	<b>WPN-112</b>	BA010-E3027	<b>WPN-013</b>	E301-15-010C	<b>WPZ-006</b>
B1010-VH00A	<b>WPN-101</b>	BA010-G3625		E301-15-010D	<b>WPZ-006</b>
B1010-VJ226	<b>WPN-123</b>	BA010-G3626		E301-15-010F	<b>WPZ-006</b>
B1010-VW202		BA010-G5526	<b>WPN-030</b>	E5B6-15-010	<b>WPZ-006</b>
B1010-VW20A	<b>WPN-121</b>	BA010-G5586	<b>WPN-008</b>	E5B6-15-010A	<b>WPZ-006</b>
B1010-VW226		BA010-G8025	<b>WPN-030</b>	E5B6-15-010B	<b>WPZ-006</b>
B1010-VW228		BA010-G8125	<b>WPN-008</b>	E92Z-8501A	<b>WPZ-002</b>
B1010-VZ20A		BA010-H7227	<b>WPN-029A</b>	F02Z-8501A	<b>WPZ-002</b>
B1010-Y9010		BA010-H7287	<b>WPN-029A</b>	F801-15-010A	
B1M10-MA70A		BA010-H7289	<b>WPN-029A</b>	F801-15-010B	
B301-15-010	<b>WPZ-001</b>	BA010-M6626	<b>WPN-021</b>	F801-15-010C	
B310-15-010		BA010-M6686	<b>WPN-021</b>	F801-15-010D	
B33G-15-010	<b>WPZ-001</b>	BA010-M6689	<b>WPN-021</b>	F801-15-011C	
B3C7-15-010	<b>WPZ-001</b>	BA010-M8527		FE3P-15-100	
B3C7-15-010A	<b>WPZ-001</b>	BA010-N8527		FE79-15-010B	
B3C7-15-010B	<b>WPZ-001</b>	BA010-P2027		FE79-15-010C	
B587-15-010A		BA010-P2029		FE79-15-010D	
B630-15-010	<b>WPZ-001</b>	BA010-P7588	<b>WPN-013</b>	FE79-15-010E	
B630-15-010D	<b>WPZ-001</b>	BA010-P8426		FE79-15-010F	
B660-15-010B	<b>WPZ-003</b>	BA010-P8427		FE79-15-010G	
B660-15-010C	<b>WPZ-003</b>	BA010-P8486		FE79-15-010H	
B660-15-010E	<b>WPZ-003</b>	BA010-P8487		FE79-15-010J	
B6BF-15-010F		BA010-R2027		FEMJ-15-100	<b>WPZ-002</b>
B6-BFE-15-010A		BA010-R2029		FP01-15-010F	
B6-BFE-15-010B		BA010-R8427		FP01-15-010G	

TABLE-1

# Cross Reference (Genuine No.→AISIN No.)

※ : Components may slightly differ from GENUINE No.  
 ◇ : Complete Assembly Only.  
 & : Part No. requires additional components for installation.

Genuine No.	AISIN No.	Genuine No.	AISIN No.	Genuine No.	AISIN No.
FP49-15-010		MD009000	<b>WPM-006</b>	MD365087	<b>WPM-055</b>
FS01-15-010F		MD009019	<b>WPM-006</b>	MD370741	
G601-15-010C		MD011300		MD370803	<b>WPM-055</b>
G601-15-010D		MD011757	<b>WPM-010</b>	MD664616	
G9020-28030		MD015030		MD970338	<b>WPM-004</b>
G9020-47021		MD017301		MD971538	<b>WPM-048</b>
G9020-47022		MD017302		MD971539	<b>WPM-046</b>
G9020-48050		MD019461		MD971582	<b>WPM-058</b>
G9020-48051		MD019465		MD971983	<b>WPM-030</b>
G9020-48052		MD021490		MD971999	
G9020-B5010		MD021502		MD972001	<b>WPM-002A</b>
G9040-28010		MD025190		MD972002	
G9040-30010		MD025475		MD972003	<b>WPM-014</b>
G9040-33030	<b>WQT-002</b>	MD030750		MD972004	<b>WPM-013</b>
G9040-33040	<b>WQT-002</b>	MD030751		MD972005	<b>WPM-030</b>
G9040-33050		MD030863	<b>WPM-001A</b>	MD972006	<b>WPM-046</b>
G9040-37030		MD034152	<b>WPM-009</b>	MD972050	<b>WPM-048</b>
G9040-47040		MD034204		MD972051	<b>WPM-058</b>
G9040-47090	<b>WQT-001</b>	MD041041	<b>WPM-004</b>	MD972052	<b>WPM-012</b>
G9040-48010		MD041050		MD972053	<b>WPM-056</b>
G9040-48020	<b>WQT-001</b>	MD050450	<b>WPM-002A</b>	MD972054	<b>WPM-046</b>
G9040-52010	<b>WQT-001</b>	MD050472		MD972440	<b>WPM-031</b>
G9040-52020		MD076245		MD972456	<b>WPM-003</b>
G9040-E0010		MD083684		MD972457	<b>WPM-077</b>
GE19-15-010		MD106546		MD972897	<b>WPM-058</b>
GY01-15-010B		MD117633		MD972934	<b>WPM-038</b>
J503-15-010B		MD129490		MD973025	<b>WPM-059</b>
JE48-15-010A		MD168048	<b>WPM-002A</b>	MD973162	<b>WPM-035</b>
JE48-15-010E		MD168050	<b>WPM-002A</b>	MD974649	<b>WPM-001A</b>
JE96-15-010B		MD179030	<b>WPM-003</b>	MD974678	<b>WPM-070</b>
JEA6-15-010A		MD180580	<b>WPM-037</b>	MD974719	<b>WPM-009</b>
K435080		MD188340		MD974748	<b>WPM-002A</b>
K485050		MD194099		MD974899	<b>WPM-057</b>
K485050-0		MD195193	<b>WPM-028</b>	MD975644	
K800-15-010		MD199527	<b>WPM-039</b>	MD975913	<b>WPM-066</b>
KJ01-15-010H		MD300799	<b>WPM-045</b>	MD976006	
KL47-15-010C		MD301847	<b>WPM-002A</b>	MD976464	<b>WPM-057</b>
KOAA610002		MD302010	<b>WPM-037</b>	MD976943	<b>WPM-057</b>
KOBA610100		MD306414	<b>WPM-045</b>	MD977025	<b>WPM-060</b>
L327-15-100	<b>WPZ-043</b>	MD309756	<b>WPM-033</b>	MD977210	<b>WPM-005</b>
L327-15-100A	<b>WPZ-043</b>	MD313301		MD977249	<b>WPM-059</b>
LF01-15-100	<b>WPZ-043</b>	MD317677	<b>WPM-032</b>	MD977250	
LF94-15-100	<b>WPZ-043</b>	MD323372	<b>WPM-055</b>	MD977311	<b>WPM-066</b>
LF94-15-100A	<b>WPZ-043</b>	MD346790	<b>WPM-033</b>	MD977503	<b>WPM-069</b>
MD001300		MD350772	<b>WPM-061</b>	MD977705	<b>WPM-059</b>
MD008431		MD352389		MD977825	

TABLE-1

# Cross Reference (Genuine No.→AISIN No.)

※ : Components may slightly differ from GENUINE No.  
 ◇ : Complete Assembly Only.  
 & : Part No. requires additional components for installation.

Genuine No.	AISIN No.	Genuine No.	AISIN No.	Genuine No.	AISIN No.
MD978552	<b>WPM-066</b>	MD997421	<b>WPM-009</b>	ME013864	<b>WPM-008</b>
MD978741	<b>WPM-035</b>	MD997430	<b>WPM-056</b>	ME013865	
MD978742		MD997465		ME013866	<b>WPM-008</b>
MD978743	<b>WPM-059</b>	MD997485	<b>WPM-009</b>	ME013867	
MD978744	<b>WPM-080</b>	MD997503		ME013868	
MD978764	<b>WPM-059</b>	MD997515	<b>WPM-013</b>	ME015005	
MD979169		MD997536	<b>WPM-007</b>	ME015010	
MD979170		MD997609	<b>WPM-001A</b>	ME015020	
MD979171	<b>WPM-069</b>	MD997610	<b>WPM-006</b>	ME015030	
MD979313		MD997611	<b>WPM-009</b>	ME015040	<b>WPM-008</b>
MD979395		MD997612	<b>WPM-004</b>	ME015041	
MD980000	<b>WPM-014</b>	MD997613	<b>WPM-050</b>	ME015045	<b>WPM-008</b>
MD997073		MD997614	<b>WPM-010</b>	ME015050	<b>WPM-008</b>
MD997074		MD997615	<b>WPM-004</b>	ME015217	<b>WPM-040</b>
MD997075		MD997618	<b>WPM-002A</b>	ME020752	
MD997076	<b>WPM-001A</b>	MD997619	<b>WPM-009</b>	ME023699	
MD997077	<b>WPM-006</b>	MD997620		ME025100	
MD997078	<b>WPM-009</b>	MD997621	<b>WPM-012</b>	ME029228	
MD997079	<b>WPM-004</b>	MD997622	<b>WPM-056</b>	ME029412	
MD997080		MD997623		ME035168	
MD997081	<b>WPM-010</b>	MD997634	<b>WPM-013</b>	ME035171	
MD997082		MD997643	<b>WPM-030</b>	ME035211	
MD997083	<b>WPM-054</b>	MD997685	<b>WPM-071</b>	ME035212	
MD997084	<b>WPM-002A</b>	MD997686		ME035245	
MD997119		MD997688	<b>WPM-005</b>	ME035246	
MD997124		MD997689	<b>WPM-005</b>	ME035247	
MD997128		MD997692		ME200411	
MD997147		MD997699	<b>WPM-009</b>	ME201447	
MD997150	<b>WPM-002A</b>	ME001551		ME202890	
MD997151	<b>WPM-002A</b>	ME001737		ME993473	<b>WPM-047</b>
MD997157		ME005051		ME993475	<b>WPM-044</b>
MD997158	<b>WPM-022</b>	ME005089		ME993476	<b>WPM-044</b>
MD997170	<b>WPM-002A</b>	ME005121		ME993513	<b>WPM-008</b>
MD997177		ME005123		ME993514	
MD997178		ME005181		ME993515	
MD997203	<b>WPM-016</b>	ME005182		ME993521	
MD997204		ME005183		ME993526	
MD997244	<b>WPM-014</b>	ME005184		ME993839	
MD997305		ME005212		ME993898	
MD997401	<b>WPM-007</b>	ME005213		ME993965	
MD997402	<b>WPM-049</b>	ME013169		ME994025	
MD997403		ME013406	<b>WPM-008</b>	ME994341	
MD997404		ME013408	<b>WPM-008</b>	ME994451	
MD997409	<b>WPM-049</b>	ME013409		ME995072	
MD997417	<b>WPM-012</b>	ME013410		ME995282	
MD997418		ME013600		ME995286	<b>WPM-044</b>

TABLE-1

# Cross Reference (Genuine No.→AISIN No.)

※ : Components may slightly differ from GENUINE No.  
 ◇ : Complete Assembly Only.  
 & : Part No. requires additional components for installation.

Genuine No.	AISIN No.	Genuine No.	AISIN No.	Genuine No.	AISIN No.
ME995424	<b>WPM-040</b>	MQ908516	<b>WPZ-029</b>	N3F1-15-010	
ME995426		MQ909390		N3H1-15-100A	
ME995528		MQ909924		N3H1-15-100B	
ME996779		MQ911458		N3R1-15-100	
ME996780		MQ913258		NF01-15-010D	
ME996781		MQ913646		NF01-15-100	
ME996782		MX901704		OK930-15-010A	
ME996783		N225-15-010E		P51B-15-010B	
ME996785		N225-15-010H		P51B-15-090	
ME996786		N225-15-010I		PE01-15-010B	※WPZ-045
ME996789	<b>WPM-047</b>	N232-99-153A		PEDD-15-010	<b>WPZ-045</b>
ME996791		N235-15-010B		PN11-15-010A	
ME996792	<b>WPM-044</b>	N235-15-010E		PN40-15-010	
ME996811		N235-15-010F		PW811592	
ME996861	<b>WPM-008</b>	N236-15-010B		R201-15-010A	
ME996862		N236-15-010C		R201-15-010B	
ME996863	<b>WPM-008</b>	N236-15-010I		R201-15-010C	
ME996864		N236-15-010J		R2S2-15-010A	
ME996865		N318-15-010B		R2S2-15-010B	
ME996867		N318-15-010C		R2S2-15-010C	
ME996868	<b>WPM-040</b>	N318-15-010E		R2S2-15-1H0A	
ME997152	<b>WPM-008</b>	N319-15-010B		RC6C-15-010	
ME997187		N319-15-010C		RF01-23-907	
ME997435		N319-15-010D		RF01-99-154	
ME997692		N319-15-010E		RF03-15-010B	
ME997699		N350-15-100		RF1G-15-100	
ME997702		N370-15-010		RF1G-15-100A	
ME999410		N380-15-010A		RF2A-15-100A	
ME999702		N390-15-100A		RF2A-15-100B	
MK667228		N3A1-15-010B		RF2A-15-100C	
MM409302	<b>WPM-073</b>	N3A1-15-010C		RF6C-15-010	
MM409303	<b>WPM-036</b>	N3A1-15-010D		RF6C-15-1H0	
MM43317001	<b>WPM-072</b>	N3A1-15-100A		RF95-15-010	
MM43317002	<b>WPM-072</b>	N3A2-15-010B		RF95-15-010C	
MN143664		N3A2-15-010C		RF95-15-100B	
MN155686	<b>WPM-067</b>	N3A2-15-010D		RFG1-15-100	
MN187244		N3C1-15-010		S1610-03474	
MN43317002	<b>WPM-072</b>	N3C1-15-010A		S1610-03475	
MQ500574		N3C1-15-010B		S1610-03581	
MQ512614		N3C1-15-010C		S1610-03582	
MQ700035	<b>WPN-108</b>	N3C1-15-010D		S1610-03642	
MQ700036		N3C2-15-010		S210-15-010B	
MQ701052	<b>WPN-100</b>	N3C2-15-010A		S210-15-010C	
MQ906187		N3C2-15-010B		S550-15-010A	
MQ906188	<b>WPZ-002</b>	N3C2-15-010C		S550-15-100A	
MQ906189	<b>WPZ-029</b>	N3C2-15-010D		S552-15-710A	

TABLE-1

# Cross Reference (Genuine No.→AISIN No.)

※ : Components may slightly differ from GENUINE No.  
 ◇ : Complete Assembly Only.  
 & : Part No. requires additional components for installation.

Genuine No.	AISIN No.	Genuine No.	AISIN No.
SA245-73636		X2111-AA081	<b>WPF-006</b>
SE01-15-100	<b>WPZ-005</b>	X2111-AA082	<b>WPF-006</b>
SEA1-15-100	<b>WPZ-005</b>	X2111-AA090	
SEA1-15-100B	<b>WPZ-005</b>	X2111-AA091	
SH01-15-010		X2111-AA092	
SH01-15-100		X2111-AA240	<b>WPF-023</b>
SL01-15-100		X2111-AA250	<b>WPF-024</b>
SL01-15-100A		X2111-AA260	<b>WPF-025</b>
SL01-15-100B		X2111-AA280	<b>WPF-025</b>
SL01-15-100C		X2111-AA320	<b>WPF-025</b>
SL01-15-100D		X2111-KA271	
SL01-15-100E		X2111-KA282	
SL01-15-100F		X2111-KA291	※ <b>WPF-001</b>
SL01-15-100G		X2111-KA310	
SL52-15-100B		X2111-KA311	
SLA1-15-100A	<b>WPZ-004</b>	X2111-KA320	
SLE1-15-100	<b>WPZ-004</b>	X2111-KA330	
SLN1-15-100B		Y701-15-010	
SU001-00204		Y701-15-010A	
SU001-00596		YF09-15-100	
SU003-00401	<b>WPF-027</b>	YF09-15-101	
TF04-15-100A	<b>WPZ-015</b>	YJ01-15-100	<b>WPG-015</b>
TF04-15-100B	<b>WPZ-015</b>	YJ01-15-100A	<b>WPG-015</b>
TFA2-15-100		YJ20-15-100	
TFA2-15-100A		YMD168047	<b>WPM-006</b>
T-K4576		YMD307242	<b>WPM-077</b>
V101-15-100A		Z622-15-010	
VS01-15-100E		ZJ01-15-010A	
VS10-15-100		ZJ01-15-010B	
VS10-15-100A		ZJ01-15-010C	
VS21-15-100		ZL01-15-010	
VS21-15-100A		ZL01-15-010A	
VS27-15-100		ZZ40-15-010	
VS27-15-100A		ZZLO-15-010A	
WL01-15-100D		ZZM1-15-010	
WL11-15-100D	<b>WPZ-029</b>	ZZM3-15-010	
WL11-15-100E	<b>WPZ-029</b>	ZZM5-15-010	
X2111-AA000		ZZM7-15-010	
X2111-AA030	<b>WPF-002</b>	ZZS0-15-010	<b>WPS-003</b>
X2111-AA031	<b>WPF-002</b>	ZZS0-15-010A	<b>WPS-003</b>
X2111-AA032	<b>WPF-002</b>	ZZS0-15-010B	<b>WPS-003</b>
X2111-AA033	<b>WPF-002</b>	ZZSA-15-010	
X2111-AA040	<b>WPF-008</b>	ZZSA-15-010A	<b>WPS-005</b>
X2111-AA041	<b>WPF-008</b>		
X2111-AA042	<b>WPF-008</b>		
X2111-AA080	<b>WPF-006</b>		

TABLE-1

# Cross Reference (AISIN No.→Genuine No.)

※ : Components may slightly differ from GENUINE No.  
 ◇ : Complete Assembly Only.  
 & : Part No. requires additional components for installation.

AISIN No.	Genuine No.
<b>WPD-002</b>	16100-87252
<b>WPD-002</b>	16100-87280
<b>WPD-002</b>	16100-87281
<b>WPD-002</b>	16100-87286
<b>WPD-003</b>	16100-87509
<b>WPD-003</b>	16100-87584
<b>WPD-003</b>	16100-87588
<b>WPD-003</b>	16100-87590
<b>WPD-004</b>	16100-87510
<b>WPD-004</b>	16100-87585
<b>WPD-004</b>	16100-87589
<b>WPD-004</b>	16100-87591
<b>WPD-005</b>	16100-87511
<b>WPD-005</b>	16100-87580
<b>WPD-005</b>	16100-87582
<b>WPD-005</b>	16100-87586
<b>WPD-006</b>	16100-87512
<b>WPD-006</b>	16100-87581
<b>WPD-006</b>	16100-87583
<b>WPD-006</b>	16100-87587
<b>WPD-007</b>	16100-87730
<b>WPD-007</b>	16100-87786
<b>WPD-007</b>	16100-87795
<b>WPD-008</b>	16100-87505
<b>WPD-008</b>	16100-87507
<b>WPD-008</b>	16100-87592
<b>WPD-009</b>	16100-87726
<b>WPD-009</b>	16100-87787
<b>WPD-009</b>	16100-87796
<b>WPD-010</b>	16100-87782
<b>WPD-010</b>	16100-87784
<b>WPD-010</b>	16100-87789
<b>WPD-010</b>	16111-87780
<b>WPD-011</b>	16100-87391
<b>WPD-011</b>	16100-87394
<b>WPD-012</b>	16100-87390
<b>WPD-012</b>	16100-87395
<b>WPD-012</b>	16100-B9090
<b>WPD-013</b>	16100-87731
<b>WPD-013</b>	16100-87790
<b>WPD-013</b>	16100-87797
<b>WPD-022</b>	16100-87247
<b>WPD-022</b>	16100-87250
<b>WPD-022</b>	16100-87288
※ <b>WPD-023</b>	16100-87204
※ <b>WPD-023</b>	16100-97205

AISIN No.	Genuine No.
<b>WPD-023</b>	16102-87201
<b>WPD-023</b>	16102-87204
<b>WPD-023</b>	16102-87207
<b>WPD-023</b>	16102-97204
<b>WPD-023</b>	16102-97206
<b>WPD-023</b>	16102-97206
<b>WPD-023</b>	16102-B2010
<b>WPD-024</b>	16100-97207
<b>WPD-024</b>	16100-97241
<b>WPD-024</b>	16100-B9100
<b>WPD-025</b>	16100-97215
<b>WPD-025</b>	16100-97221
<b>WPD-025</b>	16100-97240
<b>WPD-025</b>	16100-97280
<b>WPD-025</b>	16100-97502
<b>WPD-025</b>	16100-B9190
<b>WPD-026</b>	16100-97206
<b>WPD-026</b>	16100-97212
<b>WPD-026</b>	16100-B9330
<b>WPD-030</b>	16102-97201
<b>WPD-030</b>	16102-97205
※ <b>WPD-035</b>	16102-87251
※ <b>WPD-036</b>	16100-09141
<b>WPD-036</b>	16100-23030
※ <b>WPD-036</b>	16100-29125
<b>WPD-038</b>	16100-87231
<b>WPD-038</b>	16100-87506
<b>WPD-038</b>	16100-87508
<b>WPD-040</b>	16100-97214
<b>WPD-040</b>	16100-97232
<b>WPD-040</b>	16100-B9200
<b>WPD-043</b>	16100-97242
<b>WPD-043</b>	16100-B9120
<b>&amp; WPD-044</b>	16100-B9451
<b>&amp; WPD-044</b>	16100-B9452
<b>WPD-044</b>	16100-B9453
<b>WPD-044</b>	16100-B9454
<b>WPD-044</b>	16100-B9455
<b>WPD-044</b>	16100-B9457
<b>WPD-044</b>	16100-B9458
<b>WPD-044</b>	16100-B9459
<b>WPD-045</b>	16100-87249
<b>WPD-047</b>	16100-B9015
<b>WPD-047</b>	16100-B9016
<b>&amp; WPD-047</b>	16100-B9461
<b>WPD-047</b>	16100-B9462
<b>WPD-047</b>	16100-B9463

AISIN No.	Genuine No.
<b>WPD-047</b>	16100-B9464
<b>WPD-047</b>	16100-B9467
<b>WPD-048</b>	16102-97207
<b>WPD-048</b>	16102-B0010
<b>WPD-049</b>	16102-B2010
<b>WPF-001</b>	21111-KA041
<b>WPF-001</b>	21111-KA042
<b>WPF-001</b>	21111-KA043
<b>WPF-001</b>	21111-KA044
<b>WPF-001</b>	21111-KA045
<b>WPF-001</b>	21111-KA046
<b>WPF-001</b>	21111-KA047
<b>WPF-001</b>	21111-KA070
<b>WPF-001</b>	21111-KA071
<b>WPF-001</b>	21111-KA072
<b>WPF-001</b>	21111-KA073
<b>WPF-001</b>	21111-KA074
<b>WPF-001</b>	21111-KA075
<b>WPF-001</b>	21111-KA076
<b>WPF-001</b>	21111-KA130
<b>WPF-001</b>	21111-KA131
<b>WPF-001</b>	21111-KA132
<b>WPF-001</b>	21111-KA140
<b>WPF-001</b>	21111-KA141
<b>WPF-001</b>	21111-KA142
<b>WPF-001</b>	21111-KA190
<b>WPF-001</b>	21111-KA191
<b>WPF-001</b>	21111-KA192
<b>WPF-001</b>	21111-KA290
<b>WPF-001</b>	21111-KA291
<b>WPF-001</b>	21111-KA292
<b>WPF-001</b>	21111-KA293
※ <b>WPF-001</b>	X2111-KA291
<b>WPF-002</b>	21111-A0007
<b>WPF-002</b>	21111-AA000
<b>WPF-002</b>	21111-AA001
<b>WPF-002</b>	21111-AA002
<b>WPF-002</b>	21111-AA003
<b>WPF-002</b>	21111-AA004
<b>WPF-002</b>	21111-AA006
<b>WPF-002</b>	21111-AA007
<b>WPF-002</b>	21111-AA033
<b>WPF-002</b>	X2111-AA030
<b>WPF-002</b>	X2111-AA031
<b>WPF-002</b>	X2111-AA032
<b>WPF-002</b>	X2111-AA033

TABLE-2

# Cross Reference (AISIN No.→Genuine No.)

※ : Components may slightly differ from GENUINE No.  
 ◇ : Complete Assembly Only.  
 & : Part No. requires additional components for installation.

AISIN No.	Genuine No.
<b>WPF-003</b>	21110-AA012
<b>WPF-003</b>	21110-AA013
<b>WPF-003</b>	21110-AA014
<b>WPF-003</b>	21110-AA015
<b>WPF-003</b>	21110-AA016
<b>WPF-003</b>	21110-AA017
<b>WPF-004</b>	21111-KA050
<b>WPF-004</b>	21111-KA051
<b>WPF-004</b>	21111-KA052
<b>WPF-004</b>	21111-KA053
<b>WPF-004</b>	21111-KA054
<b>WPF-004</b>	21111-KA055
<b>WPF-004</b>	21111-KA060
<b>WPF-004</b>	21111-KA061
<b>WPF-004</b>	21111-KA110
<b>WPF-004</b>	21111-KA150
<b>WPF-004</b>	21111-KA151
<b>WPF-004</b>	21111-KA152
<b>WPF-004</b>	21111-KA153
<b>WPF-004</b>	21111-KA154
<b>WPF-004</b>	21111-KA160
<b>WPF-004</b>	21111-KA240
<b>WPF-004</b>	21111-KA280
<b>WPF-004</b>	21111-KA281
<b>WPF-004</b>	21111-KA282
<b>WPF-004</b>	21111-KA283
<b>WPF-005</b>	21110-AA060
<b>WPF-005</b>	41076-7100
<b>WPF-005</b>	41076-7300
<b>WPF-006</b>	21111-AA020
<b>WPF-006</b>	21111-AA021
<b>WPF-006</b>	21111-AA022
<b>WPF-006</b>	21111-AA026
<b>WPF-006</b>	21111-AA081
<b>WPF-006</b>	X2111-AA080
<b>WPF-006</b>	X2111-AA081
<b>WPF-006</b>	X2111-AA082
<b>WPF-007</b>	21110-AA022
<b>WPF-007</b>	21110-AA023
<b>WPF-007</b>	21110-AA025
<b>WPF-007</b>	21110-AA026
<b>WPF-008</b>	21111-AA042
<b>WPF-008</b>	21111-AA060
<b>WPF-008</b>	21111-AA061
<b>WPF-008</b>	21111-AA065
<b>WPF-008</b>	X2111-AA040

AISIN No.	Genuine No.
<b>WPF-008</b>	X2111-AA041
<b>WPF-008</b>	X2111-AA042
<b>WPF-022</b>	21111-KA092
<b>WPF-022</b>	21111-KA120
<b>WPF-022</b>	21111-KA121
<b>WPF-022</b>	21111-KA122
<b>WPF-022</b>	21111-KA123
<b>WPF-022</b>	21111-KA124
<b>WPF-022</b>	21111-KA230
<b>WPF-022</b>	21111-KA270
<b>WPF-022</b>	21111-KA271
<b>WPF-023</b>	21111-AA240
<b>WPF-023</b>	X2111-AA240
<b>WPF-024</b>	21111-AA250
<b>WPF-024</b>	21111-AA430
<b>WPF-024</b>	21111-AA450
<b>WPF-024</b>	X2111-AA250
<b>WPF-025</b>	21111-AA260
<b>WPF-025</b>	21111-AA320
<b>WPF-025</b>	21111-AA331
<b>WPF-025</b>	X2111-AA260
<b>WPF-025</b>	X2111-AA280
<b>WPF-025</b>	X2111-AA320
<b>WPF-026</b>	21111-KA330
<b>WPF-027</b>	21110-AA690
<b>WPF-027</b>	21111-AA690
<b>WPF-027</b>	SU003-00401
<b>WPG-002</b>	8-94129-554-0
<b>WPG-002</b>	8-94129-554-4
<b>WPG-002</b>	8-94129-554-Z
<b>WPG-002</b>	8-94372-119-0
<b>WPG-002</b>	8-94372-119-1
<b>WPG-002</b>	8-94372-119-9
<b>WPG-002</b>	8-94376-853-0
<b>WPG-002</b>	8-94376-853-3
<b>WPG-002</b>	8-94376-853-Z
<b>WPG-002</b>	8-94379-924-0
<b>WPG-002</b>	8-94379-924-4
<b>WPG-002</b>	8-94379-924-Z
<b>WPG-002</b>	8-94439-850-0
<b>WPG-002</b>	8-94439-850-1
<b>WPG-002</b>	8-94439-850-2
<b>WPG-002</b>	8-94439-850-Z
<b>WPG-002</b>	8-97018-556-0
<b>WPG-002</b>	8-97018-556-Z
<b>WPG-002</b>	8-97021-171-0

AISIN No.	Genuine No.
<b>WPG-002</b>	8-97021-171-1
<b>WPG-002</b>	8-97021-171-Z
<b>WPG-003</b>	8-94387-613-0
<b>WPG-003</b>	8-94405-039-0
<b>WPG-003</b>	8-94405-039-9
<b>WPG-003</b>	8-94411-901-0
<b>WPG-003</b>	8-94411-901-1
<b>WPG-003</b>	8-94415-090-1
<b>WPG-003</b>	8-94471-469-0
<b>WPG-003</b>	8-94471-469-9
<b>WPG-003</b>	8-94471-470-0
<b>WPG-004</b>	5-13610-124-0
<b>WPG-004</b>	5-13610-124-1
<b>WPG-004</b>	5-13610-174-0
<b>WPG-004</b>	5-13610-174-1
<b>WPG-004</b>	8-94120-768-0
<b>WPG-004</b>	8-94120-768-1
<b>WPG-004</b>	8-94120-768-8
<b>WPG-004</b>	8-94239-649-0
<b>WPG-004</b>	8-94239-649-9
<b>WPG-004</b>	8-94251-251-0
<b>WPG-004</b>	8-94376-837-0
<b>WPG-004</b>	8-94376-837-7
<b>WPG-004</b>	8-94376-859-0
<b>WPG-004</b>	8-94376-859-9
<b>WPG-005</b>	5-13610-184-0
<b>WPG-005</b>	5-13610-184-1
<b>WPG-005</b>	5-13616-184-0
<b>WPG-005</b>	8-94239-851-0
<b>WPG-005</b>	8-94376-854-0
<b>WPG-005</b>	8-94376-857-0
<b>WPG-005</b>	8-94386-857-0
<b>WPG-005</b>	8-94439-851-0
<b>WPG-005</b>	8-94439-851-1
<b>WPG-005</b>	8-94439-851-2
<b>WPG-005</b>	8-94439-875-0
<b>WPG-005</b>	8-94439-875-1
<b>WPG-005</b>	8-97010-772-0
<b>WPG-006</b>	5-13610-150-0
<b>WPG-006</b>	5-13610-150-1
<b>WPG-006</b>	5-13610-150-2
<b>WPG-006</b>	5-13610-187-0
<b>WPG-006</b>	8-94176-989-0
<b>WPG-006</b>	8-94176-989-1
<b>WPG-006</b>	8-94176-989-2
<b>WPG-006</b>	8-94376-843-0

# Cross Reference (AISIN No.→Genuine No.)

※ : Components may slightly differ from GENUINE No.  
 ◇ : Complete Assembly Only.  
 & : Part No. requires additional components for installation.

AISIN No.	Genuine No.
<b>WPG-006</b>	8-94376-843-1
<b>WPG-006</b>	8-97376-843-0
<b>WPG-008</b>	8-97014-078-0
<b>WPG-008</b>	8-97014-078-8
<b>WPG-009</b>	5-13610-199-0
<b>WPG-009</b>	8-94439-853-0
<b>WPG-010</b>	8-94380-694-0
<b>WPG-010</b>	8-94380-694-4
<b>WPG-010</b>	8-97022-859-0
<b>WPG-010</b>	8-97022-859-9
<b>WPG-015</b>	21010-89TA0
<b>WPG-015</b>	21010-89TA2
<b>WPG-015</b>	21010-89TA7
<b>WPG-015</b>	21010-89TB1
<b>WPG-015</b>	8-94334-671-0
<b>WPG-015</b>	8-94334-671-1
<b>WPG-015</b>	8-97073-951-0
<b>WPG-015</b>	8-97073-951-1
<b>WPG-015</b>	8-97109-676-0
<b>WPG-015</b>	8-97109-676-1
<b>WPG-015</b>	8-97109-676-6
<b>WPG-015</b>	8-97313-904-0
<b>WPG-015</b>	8-97313-904-4
<b>WPG-015</b>	8-97333-361-0
<b>WPG-015</b>	8-97333-361-1
<b>WPG-015</b>	YJ01-15-100
<b>WPG-015</b>	YJ01-15-100A
<b>WPG-017</b>	5-13610-047-0
<b>WPG-017</b>	5-13610-057-0
<b>WPG-017</b>	5-13610-077-2
<b>WPG-017</b>	5-13610-163-0
<b>WPG-017</b>	5-13610-169-1
<b>WPG-017</b>	5-13610-169-2
<b>WPG-017</b>	5-13610-169-3
<b>WPG-017</b>	5-13610-169-4
<b>WPG-017</b>	5-13610-170-0
<b>WPG-017</b>	5-13610-170-1
<b>WPG-017</b>	5-13610-170-2
<b>WPG-017</b>	5-13610-170-3
<b>WPG-017</b>	8-94376-863-0
<b>WPG-017</b>	8-94483-167-0
<b>WPG-017</b>	8-94483-167-1
<b>WPG-017</b>	8-97028-595-0
<b>WPG-017</b>	9-13610-325-0
<b>WPG-017</b>	9-13610-394-0
<b>WPG-018</b>	8-97110-387-0

AISIN No.	Genuine No.
<b>WPG-019</b>	8-94202-477-1
<b>WPG-019</b>	8-94224-894-0
<b>WPG-020</b>	8-94109-591-0
<b>WPG-021A</b>	1K00-15-100
<b>WPG-021A</b>	21010-89TA1
<b>WPG-021A</b>	21010-89TA5
<b>WPG-021A</b>	21010-89TB0
<b>WPG-021A</b>	8-94140-341-1
<b>WPG-021A</b>	8-94140-341-2
<b>WPG-021A</b>	8-94310-025-0
<b>WPG-021A</b>	8-94310-251-0
<b>WPG-021A</b>	8-94376-472-0
<b>WPG-021A</b>	8-94376-844-0
<b>WPG-021A</b>	8-94376-851-0
<b>WPG-021A</b>	8-94379-461-2
<b>WPG-021A</b>	8-94379-472-0
<b>WPG-021A</b>	8-94419-461-0
<b>WPG-021A</b>	8-94419-461-1
<b>WPG-021A</b>	8-94419-461-2
<b>WPG-021A</b>	8-94461-173-0
<b>WPG-021A</b>	8-97018-560-0
<b>WPG-021A</b>	8-97037-966-0
<b>WPG-021A</b>	8-97062-796-0
<b>WPG-021A</b>	8-97105-012-0
<b>WPG-021A</b>	8-97105-012-1
<b>WPG-021A</b>	8-97105-012-3
<b>WPG-021A</b>	8-97105-012-5
<b>WPG-021A</b>	8-97123-330-0
<b>WPG-021A</b>	8-97123-330-2
<b>WPG-021A</b>	8-97376-851-0
<b>WPG-022</b>	1-13610-428-2
<b>WPG-027</b>	8-97363-478-0
<b>WPG-027</b>	8-97363-478-8
<b>WPG-028</b>	8-97149-237-7
<b>WPG-028</b>	8-97314-118-0
<b>WPG-028</b>	8-97314-118-8
<b>WPG-029</b>	3704181M2
※ <b>WPG-029</b>	5-13610-207-0
※ <b>WPG-029</b>	6213-610-002-2
※ <b>WPG-029</b>	6213-611-000-11
※ <b>WPG-029</b>	6213-611-000-3
※ <b>WPG-029</b>	6213-611-000-4
※ <b>WPG-029</b>	6213-611-000-5
<b>WPG-029</b>	6213-611-001-0
<b>WPG-029</b>	6213-611-001-10
<b>WPH-001</b>	19200-P0A-003

AISIN No.	Genuine No.
<b>WPH-001</b>	19200-P0A-032
<b>WPH-001</b>	19200-P0B-A01
<b>WPH-001</b>	19200-PT0-003
<b>WPH-001</b>	19200-PT0-004
<b>WPH-001</b>	19200-PT0-013
<b>WPH-001</b>	19210-P0B-A01
<b>WPH-001</b>	5-86000-346-0
<b>WPH-001</b>	5-86000-346-6
<b>WPH-001</b>	5-86007-713-0
<b>WPH-001</b>	5-86007-713-3
<b>WPH-002</b>	19200-P01-003
<b>WPH-002</b>	19200-P01-004
<b>WPH-002</b>	19200-PM3-000
<b>WPH-002</b>	19200-PM3-003
<b>WPH-002</b>	19200-PM3-004
<b>WPH-002</b>	19200-PM3-013
<b>WPH-002</b>	19200-PM3-014
<b>WPH-002</b>	5-86003-637-0
<b>WPH-002</b>	5-86003-637-7
<b>WPH-002</b>	5-86003-638-0
<b>WPH-002</b>	5-86003-638-8
<b>WPH-003</b>	19200-PH1-000
<b>WPH-003</b>	19200-PH1-505
<b>WPH-003</b>	19210-PH1-305
<b>WPH-003</b>	19210-PH1-505
<b>WPH-003</b>	19210-PH1-515
<b>WPH-004</b>	19200-P1R-003
<b>WPH-004</b>	19200-PV0-003
<b>WPH-004</b>	19200-PV1-A01
<b>WPH-004</b>	19200-PV3-003
<b>WPH-005</b>	19200-PR4-003
<b>WPH-005</b>	19200-PR4-013
<b>WPH-006</b>	19200-P08-003
<b>WPH-006</b>	19200-P08-004
<b>WPH-006</b>	19200-P08-A01
<b>WPH-006</b>	19200-P1G-E02
<b>WPH-006</b>	5-86003-639-0
<b>WPH-006</b>	5-86003-639-9
<b>WPH-006</b>	5-86003-640-0
<b>WPH-008</b>	19200-P0G-A01
<b>WPH-008</b>	19200-PH7-003
<b>WPH-010</b>	19200-PE0-515
<b>WPH-010</b>	19200-PE0-660
<b>WPH-010</b>	19200-PE0-661
<b>WPH-011A</b>	19200-P2A-003
<b>WPH-011A</b>	19200-P2A-004

TABLE-2

# Cross Reference (AISIN No.→Genuine No.)

※ : Components may slightly differ from GENUINE No.  
 ◇ : Complete Assembly Only.  
 & : Part No. requires additional components for installation.

AISIN No.	Genuine No.
<b>WPH-011A</b>	19200-P2A-A01
<b>WPH-011A</b>	19200-P2A-A02
<b>WPH-011A</b>	5-86003-904-0
<b>WPH-011A</b>	5-86003-905-0
<b>WPH-011A</b>	5-86008-904-0
<b>WPH-011A</b>	5-86008-904-4
<b>WPH-011A</b>	5-86008-905-0
<b>WPH-011A</b>	5-86008-905-5
<b>WPH-012</b>	19200-PC6-000
<b>WPH-012</b>	19200-PC6-010
<b>WPH-012</b>	19200-PD2-000
<b>WPH-012</b>	19200-PD2-405
<b>WPH-012</b>	19200-PD2-415
<b>WPH-012</b>	19200-PD2-660
<b>WPH-012</b>	19200-PD6-000
<b>WPH-012</b>	19200-PD6-405
<b>WPH-012</b>	19200-PD6-660
<b>WPH-012</b>	19210-PD6-305
<b>WPH-013</b>	19200-PG6-000
<b>WPH-013</b>	19200-PG6-405
<b>WPH-013</b>	19210-PG6-305
<b>WPH-014</b>	19200-PE0-010
<b>WPH-014</b>	19200-PE0-415
<b>WPH-016</b>	19200-PK2-000
<b>WPH-016</b>	19200-PK2-505
<b>WPH-016</b>	19210-PK2-305
<b>WPH-019</b>	19200-PT2-003
<b>WPH-019</b>	19200-PT2-013
<b>WPH-023</b>	19200-PH3-000
<b>WPH-023</b>	19200-PH3-003
<b>WPH-023</b>	19200-PH3-010
<b>WPH-023</b>	19200-PH3-505
<b>WPH-023</b>	19210-PH3-305
<b>WPH-026</b>	19200-673-000
<b>WPH-026</b>	19200-679-000
<b>WPH-026</b>	19200-679-013
<b>WPH-026</b>	19200-679-023
<b>WPH-026</b>	19200-679-033
<b>WPH-026</b>	19200-679-043
<b>WPH-026</b>	19200-679-053
<b>WPH-026</b>	19200-PE9-003
<b>WPH-026</b>	19200-PE9-013
<b>WPH-026</b>	19200-PE9-405
<b>WPH-041</b>	19210-PFB-003
<b>WPH-043</b>	19200-PWA-003
<b>WPH-044</b>	19200-PLM-A01

AISIN No.	Genuine No.
<b>WPH-045</b>	19200-R70-A11
<b>WPH-045</b>	19200-RCA-A01
<b>WPH-045</b>	19200-RDM-A01
<b>WPH-045</b>	19200-RDM-A02
<b>WPH-045</b>	19200-RDV-J01
<b>WPH-046</b>	19200-P2J-005
<b>WPH-047</b>	19200-P75-003
<b>WPH-048</b>	19200-P8A-A02
<b>WPH-048</b>	19200-P8A-A03
<b>WPH-048</b>	19200-P8F-A01
<b>WPH-053</b>	19200-RBD-E01
<b>WPH-054</b>	19200-RAA-A01
<b>WPH-057</b>	19210-RGA-000
<b>WPH-057</b>	19210-RGA-010
<b>WPH-057</b>	19210-RGA-J00
<b>WPH-058</b>	19200-RBB-003
<b>WPH-058</b>	19200-RFE-003
<b>WPH-058</b>	19200-RTA-003
<b>WPH-060</b>	19200-PNA-003
<b>WPH-062</b>	19200-RB0-003
<b>WPH-063</b>	19200-R40-A01
<b>WPH-064</b>	19200-R1A-A01
<b>WPH-064</b>	19200-R1P-U01
<b>WPH-065</b>	19200-RX0-A01
<b>WPH-066</b>	19200-R5A-A01
<b>WPH-067</b>	19200-5A2-A01
<b>WPH-069</b>	19200-5LA-A01
<b>WPH-070</b>	19200-RWC-A01
<b>WPH-800</b>	19200-P8A-A02
<b>WPH-800</b>	19200-P8A-A03
<b>WPH-800</b>	19200-P8F-A01
<b>WPH-801</b>	19200-R70-A11
<b>WPM-001A</b>	MD030863
<b>WPM-001A</b>	MD974649
<b>WPM-001A</b>	MD997076
<b>WPM-001A</b>	MD997609
<b>WPM-002A</b>	MD050450
<b>WPM-002A</b>	MD168048
<b>WPM-002A</b>	MD168050
<b>WPM-002A</b>	MD301847
<b>WPM-002A</b>	MD972001
<b>WPM-002A</b>	MD974748
<b>WPM-002A</b>	MD997084
<b>WPM-002A</b>	MD997150
<b>WPM-002A</b>	MD997151
<b>WPM-002A</b>	MD997170

AISIN No.	Genuine No.
<b>WPM-002A</b>	MD997618
<b>WPM-003</b>	MD179030
<b>WPM-003</b>	MD972456
<b>WPM-004</b>	MD041041
<b>WPM-004</b>	MD970338
<b>WPM-004</b>	MD997079
<b>WPM-004</b>	MD997612
<b>WPM-004</b>	MD997615
<b>WPM-005</b>	1300A040
<b>WPM-005</b>	21010-6A0A0
<b>WPM-005</b>	MD977210
<b>WPM-005</b>	MD997688
<b>WPM-005</b>	MD997689
<b>WPM-006</b>	MD009000
<b>WPM-006</b>	MD009019
<b>WPM-006</b>	MD997077
<b>WPM-006</b>	MD997610
<b>WPM-006</b>	YMD168047
<b>WPM-007</b>	MD997401
<b>WPM-007</b>	MD997536
<b>WPM-008</b>	ME013406
<b>WPM-008</b>	ME013408
<b>WPM-008</b>	ME013864
<b>WPM-008</b>	ME013866
<b>WPM-008</b>	ME015040
<b>WPM-008</b>	ME015045
<b>WPM-008</b>	ME015050
<b>WPM-008</b>	ME993513
<b>WPM-008</b>	ME996861
<b>WPM-008</b>	ME996863
<b>WPM-008</b>	ME997152
<b>WPM-009</b>	MD034152
<b>WPM-009</b>	MD974719
<b>WPM-009</b>	MD997078
<b>WPM-009</b>	MD997421
<b>WPM-009</b>	MD997485
<b>WPM-009</b>	MD997611
<b>WPM-009</b>	MD997619
<b>WPM-009</b>	MD997699
<b>WPM-010</b>	MD011757
<b>WPM-010</b>	MD997081
<b>WPM-010</b>	MD997614
<b>WPM-012</b>	MD972052
<b>WPM-012</b>	MD997417
<b>WPM-012</b>	MD997621
<b>WPM-013</b>	MD972004

# Cross Reference (AISIN No.→Genuine No.)

※ : Components may slightly differ from GENUINE No.  
 ◇ : Complete Assembly Only.  
 & : Part No. requires additional components for installation.

AISIN No.	Genuine No.
<b>WPM-013</b>	MD997515
<b>WPM-013</b>	MD997634
<b>WPM-014</b>	MD972003
<b>WPM-014</b>	MD980000
<b>WPM-014</b>	MD997244
<b>WPM-016</b>	MD997203
<b>WPM-022</b>	MD997158
<b>WPM-028</b>	MD195193
<b>WPM-030</b>	MD971983
<b>WPM-030</b>	MD972005
<b>WPM-030</b>	MD997643
<b>WPM-031</b>	MD972440
<b>WPM-032</b>	MD317677
<b>WPM-033</b>	MD309756
<b>WPM-033</b>	MD346790
※ <b>WPM-035</b>	1300A012
<b>WPM-035</b>	MD973162
<b>WPM-035</b>	MD978741
<b>WPM-036</b>	MM409303
<b>WPM-037</b>	MD180580
<b>WPM-037</b>	MD302010
<b>WPM-038</b>	MD972934
<b>WPM-039</b>	MD199527
<b>WPM-040</b>	ME015217
<b>WPM-040</b>	ME995424
<b>WPM-040</b>	ME996868
<b>WPM-044</b>	ME993475
<b>WPM-044</b>	ME993476
<b>WPM-044</b>	ME995286
<b>WPM-044</b>	ME996792
<b>WPM-045</b>	MD300799
<b>WPM-045</b>	MD306414
<b>WPM-046</b>	MD971539
<b>WPM-046</b>	MD972006
<b>WPM-046</b>	MD972054
<b>WPM-047</b>	ME993473
<b>WPM-047</b>	ME996789
<b>WPM-048</b>	MD971538
<b>WPM-048</b>	MD972050
<b>WPM-049</b>	MD997402
<b>WPM-049</b>	MD997409
<b>WPM-050</b>	MD997613
<b>WPM-054</b>	MD997083
<b>WPM-055</b>	MD323372
<b>WPM-055</b>	MD365087
<b>WPM-055</b>	MD370803

AISIN No.	Genuine No.
<b>WPM-056</b>	MD972053
<b>WPM-056</b>	MD997430
<b>WPM-056</b>	MD997622
<b>WPM-057</b>	MD974899
<b>WPM-057</b>	MD976464
<b>WPM-057</b>	MD976943
<b>WPM-058</b>	MD971582
<b>WPM-058</b>	MD972051
<b>WPM-058</b>	MD972897
<b>WPM-059</b>	MD973025
<b>WPM-059</b>	MD977249
<b>WPM-059</b>	MD977705
<b>WPM-059</b>	MD978743
<b>WPM-059</b>	MD978764
<b>WPM-060</b>	21010-6A0A1
<b>WPM-060</b>	MD977025
<b>WPM-061</b>	21010-6A00A
<b>WPM-061</b>	MD350772
<b>WPM-066</b>	1300A069
<b>WPM-066</b>	MD975913
<b>WPM-066</b>	MD977311
<b>WPM-066</b>	MD978552
<b>WPM-067</b>	MN155686
<b>WPM-069</b>	MD977503
<b>WPM-069</b>	MD979171
<b>WPM-070</b>	MD974678
<b>WPM-071</b>	MD997685
<b>WPM-072</b>	MM43317001
<b>WPM-072</b>	MM43317002
<b>WPM-072</b>	MN43317002
<b>WPM-073</b>	MM409302
<b>WPM-074</b>	1300A090
※ <b>WPM-074</b>	1300A097
<b>WPM-075</b>	1300A095
<b>WPM-077</b>	MD972457
<b>WPM-077</b>	YMD307242
<b>WPM-078</b>	1300A127
<b>WPM-078</b>	1300A144
<b>WPM-078</b>	21010-6A00B
<b>WPM-078</b>	21010-6A00C
<b>WPM-079</b>	1300A055
<b>WPM-080</b>	MD978744
<b>WPN-001</b>	1N03-15-010
<b>WPN-001</b>	1N06-15-010
<b>WPN-001</b>	1N21-15-010
<b>WPN-001</b>	21010-0M300

AISIN No.	Genuine No.
<b>WPN-001</b>	21010-0M301
<b>WPN-001</b>	21010-0M302
<b>WPN-001</b>	21010-53Y00
<b>WPN-001</b>	21010-53Y01
<b>WPN-001</b>	21010-74Y00
<b>WPN-001</b>	21010-74Y01
<b>WPN-001</b>	21010-88R00
<b>WPN-001</b>	21010-88R10
<b>WPN-001</b>	21010-F4300
<b>WPN-002</b>	21010-2S525
<b>WPN-002</b>	21010-2S526
<b>WPN-002</b>	21010-2S527
<b>WPN-002</b>	21010-35V25
<b>WPN-002</b>	21010-35V26
<b>WPN-002</b>	21010-35V27
<b>WPN-002</b>	21010-35V28
<b>WPN-002</b>	21010-43G02
<b>WPN-002</b>	21010-43G03
<b>WPN-002</b>	21010-43G25
<b>WPN-002</b>	21010-43G26
<b>WPN-002</b>	21010-43G27
<b>WPN-002</b>	21010-43G28
<b>WPN-002</b>	21010-43G29
<b>WPN-002</b>	21010-43G85
<b>WPN-002</b>	21010-43G86
<b>WPN-002</b>	21010-43G87
<b>WPN-002</b>	21010-43G88
<b>WPN-002</b>	21010-43G89
<b>WPN-002</b>	B1010-2S50A
<b>WPN-002</b>	BA010-43G25
<b>WPN-002</b>	BA010-43G26
<b>WPN-003</b>	21010-01M00
<b>WPN-003</b>	21010-01M01
<b>WPN-003</b>	21010-01M25
<b>WPN-003</b>	21010-50A00
<b>WPN-003</b>	21010-50A25
<b>WPN-003</b>	21010-50A26
<b>WPN-003</b>	21010-50A27
<b>WPN-003</b>	21010-50A94
<b>WPN-005</b>	21010-42L00
<b>WPN-005</b>	21010-42L01
<b>WPN-005</b>	21010-42L25
<b>WPN-005</b>	21010-42L26
<b>WPN-005</b>	21010-70T00
<b>WPN-005</b>	21010-70T25
<b>WPN-005</b>	21010-70T26

TABLE-2

# Cross Reference (AISIN No.→Genuine No.)

※ : Components may slightly differ from GENUINE No.  
 ◇ : Complete Assembly Only.  
 & : Part No. requires additional components for installation.

AISIN No.	Genuine No.
WPN-005	21010-70TY5
WPN-005	21010-79L00
WPN-005	21010-79L25
WPN-006	21010-02N03
WPN-006	21010-02N25
WPN-006	21010-02N85
WPN-006	21010-02N88
WPN-006	21010-02N90
WPN-006	21010-02N93
WPN-006	21010-02N94
WPN-006	B1010-02N1B
WPN-007	21010-L1100
WPN-007	21010-L1101
WPN-007	21010-L1125
WPN-007	21010-L1126
WPN-008	21010-G5510
WPN-008	21010-G5585
WPN-008	21010-G5586
WPN-008	21010-G5594
WPN-008	21010-G8125
WPN-008	21010-G81Y5
WPN-008	BA010-G5586
WPN-008	BA010-G8125
WPN-009	1N00-15-010
WPN-009	1N05-15-010
WPN-009	1N07-15-010
WPN-009	1N08-15-010
WPN-009	1N13-15-010
WPN-009	1N19-15-010
WPN-009	21010-57J00
WPN-009	21010-57J01
WPN-009	21010-57J02
WPN-009	21010-57J03
WPN-009	21010-57J25
WPN-009	21010-57J26
WPN-009	21010-57J27
WPN-009	21010-57J28
WPN-009	B1010-57J26
WPN-009	BA010-57J01
WPN-010	21010-22J25
WPN-010	21010-22J26
WPN-010	21010-81T00
WPN-010	21010-81T25
WPN-010	21010-81T26
WPN-010	21010-V7225
WPN-010	21010-V7226

AISIN No.	Genuine No.
WPN-010	21010-V7227
WPN-010	21010-V7228
WPN-010	21010-V7229
WPN-010	21010-V7285
WPN-010	21010-V7286
WPN-010	B1010-81T26
WPN-010	B1010-V7286
WPN-010	BA010-22J25
WPN-011	21010-16E01
WPN-011	21010-16E02
WPN-011	21010-16E03
WPN-011	21010-16E25
WPN-011	21010-16E26
WPN-011	21010-26E01
WPN-011	21010-26E02
WPN-011	21010-26E25
WPN-011	21010-26EY2
WPN-011	B1010-16E03
WPN-012	21010-54A15
WPN-012	21010-54A26
WPN-012	21010-54A27
WPN-012	BA010-54A26
WPN-012	BA010-54A27
WPN-013	21010-26G25
WPN-013	21010-26G26
WPN-013	21010-26G27
WPN-013	21010-E3000
WPN-013	21010-E3001
WPN-013	21010-E3002
WPN-013	21010-E3003
WPN-013	21010-E3004
WPN-013	21010-E3026
WPN-013	21010-E3027
WPN-013	21010-E3028
WPN-013	21010-E3087
WPN-013	21010-P7503
WPN-013	21010-P7525
WPN-013	21010-P7526
WPN-013	21010-P7527
WPN-013	21010-P7528
WPN-013	21010-P7529
WPN-013	21010-P7585
WPN-013	21010-P7586
WPN-013	21010-P7587
WPN-013	21010-P7588
WPN-013	21010-V7026

AISIN No.	Genuine No.
WPN-013	21010-W3626
WPN-013	21010-W3627
WPN-013	21010-W3628
WPN-013	21010-W3685
WPN-013	21010-W3686
WPN-013	21010-W3688
WPN-013	21010-W3694
WPN-013	21010-Y7025
WPN-013	BA010-E3027
WPN-013	BA010-P7588
WPN-013	BA010-W3694
WPN-014	1N10-15-010
WPN-014	1N11-15-010
WPN-014	1N20-15-010
WPN-014	21010-1N525
WPN-014	21010-1N526
WPN-014	21010-53J00
WPN-014	21010-53J01
WPN-014	21010-53J02
WPN-014	21010-53J03
WPN-014	21010-53J04
WPN-014	21010-53J05
WPN-014	21010-53J25
WPN-014	21010-70J00
WPN-016	21010-22P00
WPN-016	21010-22P25
WPN-016	21010-22P26
WPN-016	21010-22P27
WPN-016	B1010-22P27
WPN-017	21010-60U25
WPN-017	21010-60U26
WPN-017	21010-60UY6
WPN-020	21010-06E25
WPN-020	21010-06E26
WPN-020	BA010-06E26
WPN-021	21010-18000
WPN-021	21010-18001
WPN-021	21010-18002
WPN-021	21010-18003
WPN-021	21010-18025
WPN-021	21010-18026
WPN-021	21010-18027
WPN-021	21010-H0125
WPN-021	21010-H1025
WPN-021	21010-H5000
WPN-021	21010-H5025

# Cross Reference (AISIN No.→Genuine No.)

※ : Components may slightly differ from GENUINE No.  
 ◇ : Complete Assembly Only.  
 & : Part No. requires additional components for installation.

AISIN No.	Genuine No.
<b>WPN-021</b>	21010-M0100
<b>WPN-021</b>	21010-M0125
<b>WPN-021</b>	21010-M6601
<b>WPN-021</b>	21010-M6625
<b>WPN-021</b>	21010-M6626
<b>WPN-021</b>	21010-M6686
<b>WPN-021</b>	21010-M6689
<b>WPN-021</b>	21010-M66Y6
<b>WPN-021</b>	BA010-M6626
<b>WPN-021</b>	BA010-M6686
<b>WPN-021</b>	BA010-M6689
<b>WPN-022</b>	21010-66000
<b>WPN-022</b>	21010-66001
<b>WPN-022</b>	21010-66010
<b>WPN-022</b>	21010-66011
<b>WPN-022</b>	21010-66026
<b>WPN-022</b>	21010-66027
<b>WPN-022</b>	21010-66028
<b>WPN-022</b>	21010-78200
<b>WPN-022</b>	21010-78201
<b>WPN-022</b>	21010-78202
<b>WPN-022</b>	21010-78203
<b>WPN-022</b>	21010-78225
<b>WPN-022</b>	21010-78226
<b>WPN-023</b>	21010-24U10
<b>WPN-023</b>	21010-24U25
<b>WPN-023</b>	21010-58S00
<b>WPN-023</b>	21010-58S25
<b>WPN-024</b>	21010-50V25
<b>WPN-024</b>	21010-50VY5
<b>WPN-024</b>	21010-V5500
<b>WPN-024</b>	21010-V5510
<b>WPN-024</b>	21010-V5525
<b>WPN-024</b>	21010-V5526
<b>WPN-024</b>	21010-V5527
<b>WPN-024</b>	21010-V5528
<b>WPN-024</b>	21010-V5529
<b>WPN-024</b>	21010-V5585
<b>WPN-024</b>	21010-V5586
<b>WPN-024</b>	21010-V5587
<b>WPN-024</b>	21010-V5588
<b>WPN-024</b>	21010-V5589
<b>WPN-024</b>	21010-W4425
<b>WPN-024</b>	21010-W4426
<b>WPN-024</b>	BA010-V5589
<b>WPN-024</b>	BA010-V5594

AISIN No.	Genuine No.
<b>WPN-025</b>	21010-06J25
<b>WPN-025</b>	21010-06J26
<b>WPN-025</b>	21010-06J27
<b>WPN-025</b>	21010-06J28
<b>WPN-025</b>	21010-06J29
<b>WPN-026</b>	21010-61504
<b>WPN-026</b>	21010-61505
<b>WPN-026</b>	21010-61526
<b>WPN-026</b>	21010-61527
<b>WPN-026</b>	21010-61528
<b>WPN-026</b>	21010-61529
<b>WPN-026</b>	21010-61585
<b>WPN-026</b>	21010-615Y5
<b>WPN-028</b>	21010-02N26
<b>WPN-028</b>	21010-02N27
<b>WPN-028</b>	21010-02N28
<b>WPN-028</b>	21010-02N86
<b>WPN-028</b>	21010-02N87
<b>WPN-028</b>	21010-02N89
<b>WPN-028</b>	21010-02N91
<b>WPN-028</b>	21010-22T25
<b>WPN-028</b>	21010-22T26
<b>WPN-028</b>	21010-22T27
<b>WPN-028</b>	21010-22T28
<b>WPN-028</b>	21010-22T29
<b>WPN-028</b>	21010-22TY9
<b>WPN-028</b>	B1010-J2N26
<b>WPN-029A</b>	21010-H7201
<b>WPN-029A</b>	21010-H7202
<b>WPN-029A</b>	21010-H7203
<b>WPN-029A</b>	21010-H7225
<b>WPN-029A</b>	21010-H7226
<b>WPN-029A</b>	21010-H7227
<b>WPN-029A</b>	21010-H7287
<b>WPN-029A</b>	21010-H7289
<b>WPN-029A</b>	BA010-H7227
<b>WPN-029A</b>	BA010-H7287
<b>WPN-029A</b>	BA010-H7289
<b>WPN-030</b>	21010-G5500
<b>WPN-030</b>	21010-G5525
<b>WPN-030</b>	21010-G5526
<b>WPN-030</b>	21010-G55Y6
<b>WPN-030</b>	21010-G8025
<b>WPN-030</b>	BA010-G5526
<b>WPN-030</b>	BA010-G8025
<b>WPN-031</b>	21010-50A28

AISIN No.	Genuine No.
<b>WPN-031</b>	21010-50A89
<b>WPN-031</b>	21010-50AY8
<b>WPN-031</b>	21010-B17G2
<b>WPN-032</b>	21010-21000
<b>WPN-032</b>	21010-21001
<b>WPN-032</b>	21010-21002
<b>WPN-032</b>	21010-21025
<b>WPN-032</b>	21010-21026
<b>WPN-032</b>	21010-21027
<b>WPN-032</b>	21010-21028
<b>WPN-032</b>	21010-21029
<b>WPN-032</b>	21010-21085
<b>WPN-032</b>	21010-21088
<b>WPN-032</b>	21010-210Y5
<b>WPN-032</b>	BA010-21028
<b>WPN-032</b>	BA010-21085
<b>WPN-036</b>	21010-13200
<b>WPN-036</b>	21010-13201
<b>WPN-036</b>	21010-13202
<b>WPN-036</b>	21010-13225
<b>WPN-036</b>	21010-13226
<b>WPN-037</b>	21010-16A25
<b>WPN-037</b>	21010-16A26
<b>WPN-037</b>	21010-16A85
<b>WPN-037</b>	21010-16AY5
<b>WPN-038A</b>	21010-03J25
<b>WPN-038A</b>	21010-03J26
<b>WPN-039</b>	21010-10G25
<b>WPN-039</b>	21010-10G26
<b>WPN-039</b>	21010-10GY6
<b>WPN-040</b>	21010-0T025
<b>WPN-041</b>	21010-C6025
<b>WPN-041</b>	21010-C6026
<b>WPN-041</b>	21010-C6500
<b>WPN-041</b>	21010-C6525
<b>WPN-041</b>	21010-C6526
<b>WPN-041</b>	21010-C65Y6
<b>WPN-043</b>	21010-37501
<b>WPN-043</b>	21010-37502
<b>WPN-043</b>	21010-37503
<b>WPN-043</b>	21010-37504
<b>WPN-043</b>	21010-37505
<b>WPN-043</b>	21010-37506
<b>WPN-043</b>	21010-37525
<b>WPN-043</b>	21010-37526
<b>WPN-043</b>	21010-37527

TABLE-2

# Cross Reference (AISIN No.→Genuine No.)

※ : Components may slightly differ from GENUINE No.  
 ◇ : Complete Assembly Only.  
 & : Part No. requires additional components for installation.

AISIN No.	Genuine No.
<b>WPN-043</b>	21010-37528
<b>WPN-043</b>	21010-37529
<b>WPN-043</b>	21010-37585
<b>WPN-052</b>	21010-10V00
<b>WPN-052</b>	21010-10V25
<b>WPN-052</b>	21010-10V26
<b>WPN-052</b>	21010-10V27
<b>WPN-052</b>	21010-10V28
<b>WPN-052</b>	5-86103-068-8
<b>WPN-052</b>	5-86120-640-0
<b>WPN-052</b>	5-86120-641-1
<b>WPN-052</b>	5-86129-016-0
<b>WPN-052</b>	5-86129-016-6
<b>WPN-053</b>	21010-0H625
<b>WPN-053</b>	21010-0H626
<b>WPN-053</b>	21010-0H627
<b>WPN-053</b>	21010-VR025
<b>WPN-053</b>	21010-VR026
<b>WPN-054A</b>	21010-0F002
<b>WPN-054A</b>	21010-0F003
<b>WPN-054A</b>	21010-80G01
<b>WPN-054A</b>	21010-80G25
<b>WPN-054A</b>	21010-80G26
<b>WPN-054A</b>	21010-80G27
<b>WPN-054A</b>	21010-80G28
<b>WPN-054A</b>	21010-80G29
<b>WPN-054A</b>	21010-80G85
<b>WPN-054A</b>	21010-80G86
<b>WPN-054A</b>	21010-80G87
<b>WPN-054A</b>	21010-80G88
<b>WPN-054A</b>	21010-80G89
<b>WPN-054A</b>	21010-G2404
<b>WPN-054A</b>	B1010-80G0E
<b>WPN-055</b>	21010-0P503
<b>WPN-055</b>	21010-0P525
<b>WPN-055</b>	21010-0P526
<b>WPN-055</b>	21010-0P527
<b>WPN-055</b>	21010-0P528
<b>WPN-055</b>	21010-0P529
<b>WPN-055</b>	B1010-0P529
<b>WPN-056</b>	21010-85G00
<b>WPN-056</b>	21010-85G25
<b>WPN-056</b>	21010-85G26
<b>WPN-056</b>	21010-85G27
<b>WPN-056</b>	5-86103-073-0
<b>WPN-056</b>	5-86103-073-3

AISIN No.	Genuine No.
<b>WPN-056</b>	5-86123-822-2
<b>WPN-056</b>	5-86132-944-0
<b>WPN-056</b>	5-86132-944-4
<b>WPN-057</b>	21010-F6500
<b>WPN-057</b>	21010-F6525
<b>WPN-057</b>	21010-F6526
<b>WPN-057</b>	21010-F6527
<b>WPN-057</b>	21010-F6528
<b>WPN-057</b>	21010-F65Y8
<b>WPN-058</b>	21010-77A00
<b>WPN-058</b>	21010-77AY0
<b>WPN-059</b>	21010-40F00
<b>WPN-059</b>	21010-40F01
<b>WPN-059</b>	21010-40F25
<b>WPN-059</b>	21010-40F26
<b>WPN-059</b>	21010-40F27
<b>WPN-059</b>	21010-86G00
<b>WPN-059</b>	5-86144-817-0
<b>WPN-059</b>	B1010-40F27
<b>WPN-060</b>	21010-1E401
<b>WPN-060</b>	21010-1E402
<b>WPN-060</b>	21010-1E403
<b>WPN-060</b>	21010-1E425
<b>WPN-060</b>	21010-1E4Y0
<b>WPN-061</b>	21010-06EY6
<b>WPN-061</b>	21010-71E25
<b>WPN-061</b>	21010-71E26
<b>WPN-061</b>	21010-71E27
<b>WPN-061</b>	21010-71E28
<b>WPN-061</b>	BA010-71E27
<b>WPN-062</b>	21010-50L25
<b>WPN-062</b>	21010-50L26
<b>WPN-062</b>	21010-50LY6
<b>WPN-062</b>	21010-V5725
<b>WPN-062</b>	BA010-50L26
<b>WPN-063</b>	21010-41B00
<b>WPN-063</b>	21010-41B01
<b>WPN-063</b>	21010-41B02
<b>WPN-063</b>	21010-41B03
<b>WPN-064</b>	21010-17C25
<b>WPN-064</b>	21010-17C26
<b>WPN-064</b>	21010-17C27
<b>WPN-065</b>	21010-21N25
<b>WPN-065</b>	21010-21N26
<b>WPN-065</b>	21010-21N27
<b>WPN-065</b>	21010-21N28

AISIN No.	Genuine No.
<b>WPN-065</b>	21010-21N29
<b>WPN-065</b>	21010-21N85
<b>WPN-065</b>	21010-21N86
<b>WPN-065</b>	21010-21NY6
<b>WPN-067</b>	21010-30R00
<b>WPN-067</b>	21010-30R05
<b>WPN-067</b>	21010-30R06
<b>WPN-067</b>	21010-30RY6
<b>WPN-068</b>	21010-52F00
<b>WPN-068</b>	21010-52F01
<b>WPN-068</b>	B1010-52F01
<b>WPN-069</b>	21010-54C00
<b>WPN-069</b>	21010-54CY0
<b>WPN-070</b>	21010-31U00
<b>WPN-070</b>	21010-31U25
<b>WPN-070</b>	21010-31U26
<b>WPN-070</b>	21010-31U27
<b>WPN-070</b>	21010-31U28
<b>WPN-070</b>	21010-31U29
<b>WPN-070</b>	21010-31U85
<b>WPN-070</b>	5-86127-057-0
<b>WPN-070</b>	5-86127-057-7
<b>WPN-073</b>	21010-54A25
<b>WPN-073</b>	21010-54A85
<b>WPN-073</b>	21010-54AY5
<b>WPN-073</b>	21010-D2825
<b>WPN-074</b>	21010-05H00
<b>WPN-075</b>	21010-53V25
<b>WPN-075</b>	21010-53V26
<b>WPN-075</b>	21010-53V27
<b>WPN-078</b>	21010-16A27
<b>WPN-078</b>	21010-16AY7
<b>WPN-078</b>	BA010-16A27
<b>WPN-080</b>	21010-21U00
<b>WPN-080</b>	21010-21U25
<b>WPN-080</b>	21010-21U26
<b>WPN-080</b>	21010-24U00
<b>WPN-080</b>	21010-24U26
<b>WPN-080</b>	21010-5L300
<b>WPN-080</b>	21010-5L301
<b>WPN-080</b>	21010-75T00
<b>WPN-080</b>	21010-75T25
<b>WPN-080</b>	21010-75T26
<b>WPN-081</b>	21010-97E00
<b>WPN-082A</b>	21010-2T325
<b>WPN-082A</b>	21010-5T125

# Cross Reference (AISIN No.→Genuine No.)

※ : Components may slightly differ from GENUINE No.  
 ◇ : Complete Assembly Only.  
 & : Part No. requires additional components for installation.

AISIN No.	Genuine No.
<b>WPN-082A</b>	21010-5T126
<b>WPN-082A</b>	21010-5T127
<b>WPN-082A</b>	21010-5T128
<b>WPN-082A</b>	21010-5T129
<b>WPN-082A</b>	5-86103-070-0
<b>WPN-082A</b>	5-86112-571-0
<b>WPN-082A</b>	5-86114-301-0
<b>WPN-082A</b>	5-86133-251-0
<b>WPN-082A</b>	5-86140-576-0
<b>WPN-082A</b>	B1010-5T11A
<b>WPN-083</b>	21010-67U00
<b>WPN-083</b>	21010-67U25
<b>WPN-083</b>	21010-67U26
<b>WPN-083</b>	21010-67U27
<b>WPN-083</b>	21010-67U28
<b>WPN-083</b>	B1010-67U28
<b>WPN-084</b>	21010-65F01
<b>WPN-084</b>	21010-65F25
<b>WPN-084</b>	21010-65F26
<b>WPN-084</b>	21010-65F27
<b>WPN-085</b>	21010-0W025
<b>WPN-085</b>	21010-0W026
<b>WPN-085</b>	21010-0W027
<b>WPN-085</b>	21010-0W028
<b>WPN-085</b>	21010-4S105
<b>WPN-085</b>	5-86144-816-0
<b>WPN-085</b>	B1010-0W00J
<b>WPN-088</b>	21010-50K26
<b>WPN-088</b>	21010-50K28
<b>WPN-089</b>	21010-1P100
<b>WPN-089</b>	21010-1P101
<b>WPN-089</b>	21010-1P127
<b>WPN-089</b>	21010-1P128
<b>WPN-089</b>	B1010-1P128
<b>WPN-090</b>	21011-HC200
<b>WPN-090</b>	21011-HC230
<b>WPN-090</b>	8AG2-15-100
<b>WPN-090</b>	8AG2-15-100A
<b>WPN-090</b>	8AG2-15-100B
<b>WPN-091</b>	1N18-15-010
<b>WPN-091</b>	1N18-15-010B
<b>WPN-091</b>	21010-4M526
<b>WPN-091</b>	21010-F460A
<b>WPN-092</b>	21010-3TA0B
<b>WPN-092</b>	21010-6N20A
<b>WPN-092</b>	21010-6N225

AISIN No.	Genuine No.
<b>WPN-092</b>	21010-6N226
<b>WPN-094</b>	21010-VB125
<b>WPN-095</b>	21010-5L326
<b>WPN-095</b>	21010-5L327
<b>WPN-095</b>	21010-5L328
<b>WPN-097</b>	21010-AA525
<b>WPN-097</b>	21010-AA526
<b>WPN-097</b>	21010-AA527
<b>WPN-098</b>	21010-0W825
<b>WPN-098</b>	21010-0W827
<b>WPN-098</b>	21010-0W828
<b>WPN-098</b>	21010-0W829
<b>WPN-098</b>	5-86140-575-0
<b>WPN-098</b>	B1010-0W80A
<b>WPN-100</b>	1N22-15-010
<b>WPN-100</b>	21010-AX000
<b>WPN-100</b>	21010-AX00A
<b>WPN-100</b>	MQ701052
<b>WPN-101</b>	21010-65N27
<b>WPN-101</b>	21010-65N87
<b>WPN-101</b>	21010-VH025
<b>WPN-101</b>	21010-VH225
<b>WPN-101</b>	5-86140-577-0
<b>WPN-101</b>	5-86144-815-0
<b>WPN-101</b>	B1010-6T30A
<b>WPN-101</b>	B1010-VH00A
<b>WPN-104</b>	21010-7Y00A
<b>WPN-104</b>	21010-AL525
<b>WPN-104</b>	21010-AL526
<b>WPN-104</b>	21010-AL527
<b>WPN-104</b>	21010-AL528
<b>WPN-104</b>	21010-JA10A
<b>WPN-104</b>	21010-JK00A
<b>WPN-104</b>	B1010-JK00A
<b>WPN-106</b>	21010-ED325
<b>WPN-108</b>	1N23-15-010
<b>WPN-108</b>	21010-ED00A
<b>WPN-108</b>	21010-ED025
<b>WPN-108</b>	B1010-ED00A
<b>WPN-108</b>	MQ700035
<b>WPN-109</b>	21010-AX401
<b>WPN-109</b>	21010-AX40A
<b>WPN-110</b>	21010-F5N25
<b>WPN-111</b>	1N27-15-010
<b>WPN-111</b>	21010-AD200
<b>WPN-111</b>	21010-AD225

AISIN No.	Genuine No.
<b>WPN-111</b>	21010-AD226
<b>WPN-111</b>	B1010-AD226
<b>WPN-112</b>	5-86140-574-0
<b>WPN-112</b>	B1010-VG128
<b>WPN-113</b>	B1010-65N94
<b>WPN-114</b>	21010-FU425
<b>WPN-115</b>	21010-50K26
<b>WPN-115</b>	21010-50K28
<b>WPN-115</b>	21010-FF225
<b>WPN-116</b>	B1010-JK20A
<b>WPN-117</b>	17400-51Z00
<b>WPN-117</b>	21010-3RC1A
<b>WPN-117</b>	B1010-1KC0A
<b>WPN-117</b>	B1010-1KC0B
<b>WPN-118</b>	21010-40K26
<b>WPN-118</b>	21010-40K30
<b>WPN-118</b>	21010-40K31
<b>WPN-120</b>	17400-51Z10
<b>WPN-120</b>	17400-51Z11
<b>WPN-120</b>	21010-1VA0B
<b>WPN-120</b>	B1010-1VA0A
<b>WPN-120</b>	B1010-1VA0B
<b>WPN-121</b>	21010-VW201
<b>WPN-121</b>	21010-VW202
<b>WPN-121</b>	21010-VW226
<b>WPN-121</b>	21010-VW228
<b>WPN-121</b>	5-86142-267-0
<b>WPN-121</b>	B1010-VW20A
<b>WPN-122</b>	21010-AR725
<b>WPN-123</b>	21010-VJ226
<b>WPN-123</b>	B1010-VJ226
<b>WPN-124</b>	21010-VC225
<b>WPN-124</b>	B1010-VC225
<b>WPN-125</b>	21010-VB025
<b>WPN-126</b>	21010-24U27
<b>WPN-700</b>	21010-86G00
<b>WPN-702</b>	21010-7Y00A
<b>WPN-702</b>	21010-JA10A
<b>WPN-703</b>	21010-8J000
<b>WPN-703</b>	21010-F461A
<b>WPN-704</b>	21010-F460A
<b>WPN-705</b>	21010-7S000
<b>WPN-707</b>	21010-ET000
<b>WPN-707</b>	21010-ET00A
<b>WPN-800</b>	21010-7B000
<b>WPN-905</b>	21010-EB300

TABLE-2

# Cross Reference (AISIN No.→Genuine No.)

※ : Components may slightly differ from GENUINE No.  
 ◇ : Complete Assembly Only.  
 & : Part No. requires additional components for installation.

AISIN No.	Genuine No.
<b>WPN-905</b>	21010-EB30A
<b>WPS-001</b>	17400-50810
<b>WPS-001</b>	17400-50811
<b>WPS-001</b>	17400-50812
<b>WPS-001</b>	17400-50813
<b>WPS-001</b>	17400-58013
<b>WPS-001</b>	17400-61810
<b>WPS-001</b>	17400-70830
<b>WPS-001</b>	AZ01-15-010
<b>WPS-001</b>	AZ01-15-011
<b>WPS-001</b>	AZ01-15-012
<b>WPS-001</b>	AZ01-15-013
<b>WPS-001</b>	AZ12-15-010
<b>WPS-001</b>	AZ12-15-010A
<b>WPS-001</b>	AZ12-15-010B
<b>WPS-001</b>	AZ13-15-010
<b>WPS-001</b>	AZ13-15-010A
<b>WPS-002A</b>	17400-73001
<b>WPS-002A</b>	17400-73002
<b>WPS-002A</b>	17400-73012
<b>WPS-002A</b>	17400-73013
<b>WPS-002A</b>	17400-73810
<b>WPS-002A</b>	17400-73811
<b>WPS-002A</b>	17400-73812
<b>WPS-002A</b>	17400-73820
<b>WPS-002A</b>	17400-73870
<b>WPS-002A</b>	17400-78820
<b>WPS-002A</b>	17400-78821
<b>WPS-003</b>	17400-51810
<b>WPS-003</b>	17400-51811
<b>WPS-003</b>	17400-51812
<b>WPS-003</b>	ZZS0-15-010
<b>WPS-003</b>	ZZS0-15-010A
<b>WPS-003</b>	ZZS0-15-010B
<b>WPS-004A</b>	17400-82810
<b>WPS-004A</b>	17400-82811
<b>WPS-004A</b>	17400-82812
<b>WPS-004A</b>	17400-82830
<b>WPS-004A</b>	17400-83810
<b>WPS-004A</b>	17400-83811
<b>WPS-004A</b>	17400-83812
<b>WPS-004A</b>	17400-83814
<b>WPS-004A</b>	17400-83815
<b>WPS-004A</b>	17400-83820
<b>WPS-005</b>	ZZSA-15-010A
<b>WPS-006A</b>	17400-60810

AISIN No.	Genuine No.
<b>WPS-006A</b>	17400-60811
<b>WPS-006A</b>	17400-60812
<b>WPS-006A</b>	17400-60813
<b>WPS-006A</b>	17400-60814
<b>WPS-006A</b>	17400-60815
<b>WPS-007A</b>	17400-82820
<b>WPS-007A</b>	17400-82821
<b>WPS-007A</b>	17400-82822
<b>WPS-007A</b>	17400-82823
<b>WPS-007A</b>	17400-82824
<b>WPS-007A</b>	17400-82840
<b>WPS-007A</b>	17400-82850
<b>WPS-007A</b>	17400-82851
<b>WPS-007A</b>	17400-87820
<b>WPS-008</b>	17400-63200
<b>WPS-008</b>	17400-72020
<b>WPS-008</b>	17400-72021
<b>WPS-008</b>	17400-72801
<b>WPS-008</b>	17400-72810
<b>WPS-008</b>	17400-72811
<b>WPS-009</b>	17400-85810
<b>WPS-009</b>	17400-85820
<b>WPS-009</b>	17400-85821
<b>WPS-016</b>	17400-83840
<b>WPS-016</b>	17400-83841
<b>WPS-017</b>	17400-83003
<b>WPS-018</b>	17400-82632
<b>WPS-021</b>	17400-76810
<b>WPS-021</b>	1A00-15-010
<b>WPS-022</b>	17400-76820
<b>WPS-022</b>	1A04-15-010
<b>WPS-023</b>	17400-78860
<b>WPS-023</b>	1A03-15-010
<b>WPS-024</b>	17400-78880
<b>WPS-024</b>	1A06-15-010
<b>WPS-028</b>	17400-78850
<b>WPS-028</b>	17400-78851
<b>WPS-028</b>	17400-78854
<b>WPS-028</b>	1A01-15-010
<b>WPS-028</b>	1A01-15-010A
<b>WPS-028</b>	1A01-15-010B
<b>WPS-028</b>	1A01-15-010D
※ <b>WPS-030</b>	17400-81820
<b>WPS-033</b>	17400-61820
<b>WPS-034</b>	17400-69G00
<b>WPS-034</b>	17400-69G01

AISIN No.	Genuine No.
<b>WPS-034</b>	17400-69G02
<b>WPS-034</b>	17400-69G04
<b>WPS-035</b>	17400-76G70
<b>WPS-036</b>	17400-84810
<b>WPS-036</b>	17400-84812
<b>WPS-036</b>	17400-84813
<b>WPS-036</b>	17400-84815
<b>WPS-036</b>	17400-84818
<b>WPS-036</b>	17400-84830
<b>WPS-036</b>	17400-84831
<b>WPS-036</b>	17400-84832
<b>WPS-036</b>	17400-84833
<b>WPS-036</b>	17400-84836
<b>WPS-036</b>	1A12-15-010
<b>WPS-036</b>	1A12-15-010A
<b>WPS-036</b>	1A12-15-010B
<b>WPS-036</b>	1A12-15-010C
<b>WPS-036</b>	1A12-15-010H
<b>WPS-036</b>	21010-4A00G
<b>WPS-046</b>	17400-83871
<b>WPS-050</b>	17400-73832
<b>WPS-050</b>	17400-73833
<b>WPS-050</b>	17400-78870
<b>WPS-050</b>	17400-78871
<b>WPS-050</b>	1A61-15-010A
<b>WPS-050</b>	1A61-15-010B
<b>WPS-050</b>	1A61-15-010C
<b>WPS-050</b>	1A61-15-010E
<b>WPS-051</b>	17400-76843
<b>WPS-051</b>	17400-76845
<b>WPS-052</b>	17400-83863
<b>WPS-052</b>	17400-83866
<b>WPS-052</b>	17400-83867
<b>WPS-052</b>	17400-83868
<b>WPS-052</b>	1A08-15-010C
<b>WPS-053</b>	17400-65815
<b>WPS-053</b>	17400-65816
<b>WPS-053</b>	17400-65817
<b>WPS-053</b>	17400-65818
※ <b>WPS-053</b>	1A09-15-010
<b>WPS-053</b>	1A09-15-010D
<b>WPS-053</b>	1A09-15-010E
<b>WPS-053</b>	1A09-15-010F
<b>WPS-053</b>	1A09-15-010G
<b>WPS-053</b>	1A09-15-010H
<b>WPS-055V</b>	17400-51K01

# Cross Reference (AISIN No.→Genuine No.)

※ : Components may slightly differ from GENUINE No.  
 ◇ : Complete Assembly Only.  
 & : Part No. requires additional components for installation.

AISIN No.	Genuine No.
<b>WPS-055V</b>	17400-69L00
<b>WPS-057</b>	17400-50821
<b>WPS-057</b>	1A24-15-010A
<b>WPS-057</b>	21010-4A01D
<b>WPS-057</b>	21010-4A01L
<b>WPT-001A</b>	16100-09092
<b>WPT-001A</b>	16100-09102
<b>WPT-001A</b>	16100-59155
<b>WPT-001A</b>	16100-59255
<b>WPT-001A</b>	16100-59256
<b>WPT-001A</b>	16100-59257
<b>&amp; WPT-002</b>	16100-69185
<b>&amp; WPT-002</b>	16100-69186
<b>&amp; WPT-002</b>	16100-69187
<b>WPT-002</b>	16100-69205
<b>WPT-002</b>	16100-69206
<b>&amp; WPT-002</b>	16100-69305
<b>WPT-002</b>	16100-69335
<b>&amp; WPT-002</b>	16100-69445
<b>WPT-002</b>	16100-69455
<b>&amp; WPT-002</b>	16100-69505
<b>WPT-003A</b>	16110-15080
<b>WPT-003A</b>	16110-15085
<b>WPT-003A</b>	16110-19075
<b>WPT-003A</b>	16110-19076
※ <b>WPT-004</b>	16100-64H00
<b>WPT-004</b>	16100-64H03
※ <b>WPT-004</b>	16100-64H04
<b>WPT-004</b>	16100-69085
<b>WPT-004</b>	16100-69275
<b>WPT-006</b>	16110-19107
<b>WPT-007A</b>	16100-39345
<b>WPT-007A</b>	16100-39346
<b>WPT-008A</b>	16110-15045
<b>WPT-008A</b>	16110-15046
<b>WPT-008A</b>	16110-15047
<b>WPT-008A</b>	16110-15050
<b>WPT-008A</b>	16110-19045
<b>WPT-008A</b>	16110-19046
<b>WPT-008A</b>	16110-19047
※ <b>&amp; WPT-009</b>	16100-79115
※ <b>&amp; WPT-009</b>	16100-79116
<b>WPT-009</b>	16100-79117
※ <b>WPT-010A</b>	16100-09030
※ <b>WPT-010A</b>	16100-09040
※ <b>WPT-010A</b>	16100-79075

AISIN No.	Genuine No.
<b>&amp; WPT-010A</b>	16110-09010
<b>&amp; WPT-010A</b>	16110-79025
<b>WPT-010A</b>	16110-79026
<b>&amp; WPT-010A</b>	16110-79045
<b>WPT-011A</b>	16100-19126
<b>WPT-011A</b>	16100-19225
<b>WPT-011A</b>	16100-19226
<b>WPT-012</b>	16100-79155
<b>WPT-013A</b>	16100-59135
<b>WPT-013A</b>	16100-59136
<b>WPT-013A</b>	16100-59137
<b>WPT-013A</b>	16100-59138
<b>WPT-013A</b>	16100-59139
<b>WPT-014</b>	16100-79165
◇ <b>WPT-014</b>	16101-76030
<b>WPT-015</b>	16100-19235
<b>WPT-016A</b>	16100-76036
<b>WPT-016A</b>	16100-79035
<b>WPT-016A</b>	16100-79036
<b>WPT-016A</b>	16100-79037
<b>WPT-016A</b>	16100-79275
<b>WPT-017</b>	16100-39315
<b>WPT-017</b>	16100-39316
<b>WPT-017</b>	16100-39317
<b>WPT-017</b>	16110-38030
<b>WPT-017</b>	16110-38031
<b>WPT-017</b>	16110-38035
<b>WPT-017</b>	16110-39035
※ <b>WPT-018</b>	16100-19295
※ <b>WPT-018</b>	16100-19336
※ <b>WPT-018</b>	16100-19337
<b>WPT-018</b>	16110-19135
<b>WPT-018</b>	16110-19205
<b>WPT-019</b>	16100-59065
<b>WPT-019</b>	16100-59075
<b>WPT-019</b>	16100-59076
<b>WPT-020</b>	16100-61040
<b>WPT-020</b>	16100-61041
<b>WPT-021A</b>	16100-19055
<b>WPT-021A</b>	16100-19056
<b>WPT-021A</b>	16100-19165
<b>WPT-021A</b>	16100-19166
<b>WPT-021A</b>	16100-19175
<b>WPT-022</b>	16100-09010
<b>WPT-022</b>	16100-19105
<b>WPT-022</b>	16100-19106

AISIN No.	Genuine No.
<b>WPT-023</b>	16100-69325
<b>WPT-023</b>	16100-76035-71
<b>WPT-024A</b>	16100-19045
<b>WPT-024A</b>	16100-19046
<b>WPT-024A</b>	16100-19155
<b>WPT-024A</b>	16100-19156
<b>WPT-024A</b>	16100-19215
<b>WPT-024A</b>	16100-19216
<b>WPT-025</b>	16100-49755
<b>WPT-025</b>	16100-49756
<b>WPT-025</b>	16100-49805
<b>WPT-026</b>	16100-19075
<b>WPT-026</b>	16100-19076
<b>WPT-026</b>	16100-19077
<b>&amp; WPT-027</b>	16100-50010
<b>WPT-027</b>	16100-50011
<b>WPT-027</b>	16100-50012
<b>WPT-027</b>	16100-50013
<b>WPT-027</b>	16100-50014
<b>WPT-027</b>	16100-50020
<b>WPT-027</b>	16100-50021
<b>WPT-027</b>	16100-50022
<b>WPT-027</b>	16100-50023
<b>WPT-028</b>	16110-61081
※ <b>WPT-029</b>	16100-69155
※ <b>WPT-029</b>	16100-69156
※ <b>WPT-029</b>	16100-69176
※ <b>WPT-029</b>	16100-69195
※ <b>WPT-029</b>	16100-69196
<b>WPT-029</b>	16110-61180
<b>WPT-030</b>	16100-69225
<b>WPT-030</b>	16100-69475
<b>WPT-031</b>	16100-19015
<b>WPT-031</b>	16100-19016
<b>WPT-031</b>	16100-19017
<b>WPT-032</b>	16100-69345
<b>WPT-032</b>	16100-69485
<b>WPT-033A</b>	16100-09060
<b>WPT-033A</b>	16100-09061
<b>WPT-033A</b>	16100-19265
<b>WPT-033A</b>	16100-19305
<b>WPT-033A</b>	16100-19315
<b>WPT-035</b>	16100-79015
<b>WPT-036</b>	16100-49415
<b>WPT-036</b>	16100-49416
<b>WPT-036</b>	16100-76006-71

# Cross Reference (AISIN No.→Genuine No.)

※ : Components may slightly differ from GENUINE No.  
 ◇ : Complete Assembly Only.  
 & : Part No. requires additional components for installation.

AISIN No.	Genuine No.
<b>WPT-037</b>	16100-69115
<b>WPT-037</b>	16100-69245
※ & <b>WPT-038</b>	16100-49825
※ & <b>WPT-038</b>	16100-49826
※ <b>WPT-038</b>	16100-49837
※ <b>WPT-038</b>	16100-49838
※ & <b>WPT-038</b>	16100-49845
※ <b>WPT-038</b>	16100-49846
※ <b>WPT-038</b>	16100-49847
& <b>WPT-038</b>	16110-49095
<b>WPT-038</b>	16110-49096
<b>WPT-038</b>	16110-49097
& <b>WPT-038</b>	16110-49105
& <b>WPT-038</b>	16110-49125
<b>WPT-038</b>	16110-49126
<b>WPT-039</b>	16100-59175
<b>WPT-039</b>	16100-59176
<b>WPT-039</b>	16100-59265
<b>WPT-042</b>	16100-79265
<b>WPT-042</b>	16100-79455
<b>WPT-043</b>	16100-79145
<b>WPT-043</b>	16100-79146
<b>WPT-044</b>	16100-09460
<b>WPT-044</b>	16100-0C010
<b>WPT-044</b>	16100-79245
<b>WPT-044</b>	16100-79255
<b>WPT-044</b>	16100-79445
<b>WPT-044</b>	16100-79465
<b>WPT-045</b>	16100-79025
<b>WPT-046A</b>	16100-19205
<b>WPT-047</b>	16100-59165
<b>WPT-047</b>	16100-59166
<b>WPT-047</b>	16100-59245
<b>WPT-048</b>	16100-69405
<b>WPT-048</b>	16100-69406
<b>WPT-048</b>	16100-69407
<b>WPT-048</b>	16100-69408
<b>WPT-048</b>	16100-69535
※ <b>WPT-049</b>	16100-18010
※ <b>WPT-049</b>	16100-26021
※ <b>WPT-049</b>	16100-26022
※ <b>WPT-049</b>	16100-28010
※ <b>WPT-049</b>	16100-28020
<b>WPT-049</b>	16110-26021
<b>WPT-049</b>	16110-28010
<b>WPT-049</b>	16110-28020

AISIN No.	Genuine No.
<b>WPT-049</b>	16110-82010
※ <b>WPT-050</b>	16100-19245
<b>WPT-050</b>	16110-19125
※ <b>WPT-051</b>	16100-69035
※ <b>WPT-051</b>	16100-69036
※ <b>WPT-051</b>	16100-69037
※ <b>WPT-051</b>	16100-69039
<b>WPT-051</b>	16120-68010
<b>WPT-051</b>	16120-69010
<b>WPT-051</b>	16120-69015
※ <b>WPT-052</b>	16100-19095
<b>WPT-052</b>	16110-16010
<b>WPT-052</b>	16110-19155
<b>WPT-053</b>	16100-79065
<b>WPT-053</b>	16110-79065
<b>WPT-054</b>	16100-59145
※ <b>WPT-055</b>	16100-09020
※ <b>WPT-055</b>	16100-19115
<b>WPT-055</b>	16110-16020
<b>WPT-055</b>	16110-19165
※ <b>WPT-056</b>	16100-79125
※ <b>WPT-056</b>	16100-79126
※ <b>WPT-056</b>	16100-79127
※ <b>WPT-056</b>	16100-79175
※ <b>WPT-056</b>	16100-79176
<b>WPT-056</b>	16110-79035
<b>WPT-056</b>	16110-79105
<b>WPT-056</b>	16110-79115
<b>WPT-057</b>	16100-09070
<b>WPT-057</b>	16100-29085
<b>WPT-058</b>	16100-59085
※ <b>WPT-060</b>	16100-79045
※ <b>WPT-060</b>	16100-79095
※ <b>WPT-060</b>	16100-79096
<b>WPT-060</b>	16110-79015
<b>WPT-060</b>	16110-79095
<b>WPT-061</b>	16100-69105
<b>WPT-061</b>	16100-69106
<b>WPT-061</b>	16100-69235
<b>WPT-062</b>	16100-39355
<b>WPT-062</b>	16100-39356
※ <b>WPT-063</b>	16100-61071
※ <b>WPT-063</b>	16100-61120
※ <b>WPT-063</b>	16100-61130
<b>WPT-063</b>	16110-61071
<b>WPT-063</b>	16110-61120

AISIN No.	Genuine No.
※ <b>WPT-064</b>	16110-34140
<b>WPT-064</b>	16120-34100
<b>WPT-064</b>	16120-34140
※ <b>WPT-065</b>	16100-49585
※ <b>WPT-065</b>	16100-49595
※ <b>WPT-065</b>	16100-49615
※ <b>WPT-065</b>	16100-49665
※ <b>WPT-065</b>	16100-49666
※ <b>WPT-065</b>	16100-49675
※ <b>WPT-065</b>	16100-49676
※ <b>WPT-065</b>	16100-49695
※ <b>WPT-065</b>	16100-49696
※ <b>WPT-065</b>	16100-49705
※ <b>WPT-065</b>	16100-49706
※ <b>WPT-065</b>	16100-49725
※ <b>WPT-065</b>	16100-49726
※ <b>WPT-065</b>	16100-49735
※ <b>WPT-065</b>	16100-49736
※ <b>WPT-065</b>	16100-49745
※ <b>WPT-065</b>	16100-49746
※ <b>WPT-065</b>	16100-49765
※ <b>WPT-065</b>	16100-49766
※ <b>WPT-065</b>	16100-49785
※ <b>WPT-065</b>	16100-49786
※ <b>WPT-065</b>	16100-49787
※ <b>WPT-065</b>	16100-49795
※ <b>WPT-065</b>	16100-49796
※ <b>WPT-065</b>	16110-41240
※ <b>WPT-065</b>	16110-41250
※ <b>WPT-065</b>	16110-45110
※ <b>WPT-065</b>	16110-49045
※ <b>WPT-065</b>	16110-49055
※ <b>WPT-065</b>	16110-49056
※ <b>WPT-065</b>	16110-49065
※ <b>WPT-065</b>	16110-49066
※ <b>WPT-065</b>	16110-49075
※ <b>WPT-065</b>	16110-49076
※ <b>WPT-065</b>	16110-49085
※ <b>WPT-065</b>	16110-49086
<b>WPT-065</b>	16120-45100
<b>WPT-065</b>	16120-45110
<b>WPT-065</b>	16120-49045
<b>WPT-065</b>	16120-49046
<b>WPT-065</b>	16120-49055
※ & <b>WPT-066</b>	16100-19025
※ <b>WPT-066</b>	16100-19026

# Cross Reference (AISIN No.→Genuine No.)

※ : Components may slightly differ from GENUINE No.  
 ◇ : Complete Assembly Only.  
 & : Part No. requires additional components for installation.

AISIN No.	Genuine No.
※WPT-066	16100-19027
※WPT-066	16100-19028
WPT-066	16110-15010
WPT-066	16110-19035
WPT-066	16110-19036
WPT-067	16100-59045
WPT-067	16100-59046
WPT-067	16100-59047
WPT-067	16100-59048
WPT-067	16100-59049
WPT-067	16100-59125
WPT-067	16100-59126
WPT-067	16100-59127
WPT-067	16100-59128
WPT-067	16100-59129
WPT-067	16100-59205
WPT-067	16100-59208
WPT-067	16100-59215
WPT-068	16100-49775
WPT-068	16100-49776
※WPT-069	16100-39235
※WPT-069	16100-39236
※WPT-069	16100-39237
WPT-069	16110-34100
WPT-070	16100-39335
WPT-070	16100-39336
※WPT-071	16100-69145
※WPT-071	16100-69146
WPT-071	16110-61170
WPT-072	16100-19035
WPT-072	16100-19036
WPT-072	16100-19037
WPT-073	16100-59015
WPT-073	16100-59016
WPT-073	16100-59017
WPT-073	16100-59055
WPT-074	16100-59105
WPT-075	16100-49655
WPT-075	16100-49656
WPT-075	16100-49685
WPT-076	16100-39285
WPT-077	16100-39116
※WPT-078	16100-16090
WPT-078	16110-19185
WPT-080	16100-59185
WPT-080	16100-59186

AISIN No.	Genuine No.
WPT-080	16100-59187
WPT-081	16100-59095
WPT-081	16100-59096
※WPT-082	16100-19285
WPT-082	16110-19195
※WPT-083	16100-49856
WPT-083	16110-49130
WPT-083	16110-49135
※WPT-084	16100-40020
※WPT-084	16100-40021
※WPT-084	16100-45080
※WPT-084	16100-49015
※WPT-084	16100-49016
※WPT-084	16100-49066
※WPT-084	16100-49085
※WPT-084	16100-49365
※WPT-084	16100-49395
※WPT-084	16100-49405
※WPT-084	16100-49406
※WPT-084	16100-49435
※WPT-084	16100-49436
※WPT-084	16100-49437
※WPT-084	16100-49465
※WPT-084	16100-49475
※WPT-084	16100-49485
※WPT-084	16100-49486
※WPT-084	16100-49487
※WPT-084	16100-49495
※WPT-084	16100-49496
※WPT-084	16100-49497
※WPT-084	16100-49505
※WPT-084	16100-49506
※WPT-084	16100-49515
※WPT-084	16110-41100
※WPT-084	16110-41110
※WPT-084	16110-41130
※WPT-084	16110-41131
※WPT-084	16110-41170
※WPT-084	16110-45090
※WPT-084	16110-49015
※WPT-084	16110-49016
※WPT-084	16110-49025
※WPT-084	16110-49026
※WPT-084	16110-49035
※WPT-084	16110-49036
WPT-084	16120-33010

AISIN No.	Genuine No.
WPT-084	16120-34010
WPT-084	16120-34090
WPT-084	16120-34110
WPT-084	16120-41020
WPT-084	16120-41040
WPT-084	16120-41060
WPT-084	16120-41110
WPT-084	16120-41130
WPT-084	16120-41131
WPT-084	16120-41170
WPT-084	16120-42010
WPT-084	16120-42011
WPT-084	16120-42012
WPT-084	16120-45030
WPT-084	16120-45080
WPT-084	16120-49015
WPT-084	16120-49025
WPT-084	16120-49036
WPT-084	16120-49065
WPT-084	16120-49080
WPT-086	16100-88220
WPT-086	16100-88221
※WPT-087	16100-88260
WPT-087	16110-88260
※WPT-090	16100-19085
※WPT-090	16100-19086
WPT-090	16110-19025
WPT-090	16110-19026
※WPT-096	16100-64H01
※WPT-096	16100-64H05
※WPT-097	16100-39075
※WPT-097	16100-39076
※& WPT-097	16100-69075
※& WPT-097	16100-69076
※WPT-097	16100-69077
※& WPT-097	16100-69095
※& WPT-097	16100-69096
WPT-097	16110-63010
& WPT-097	16110-69035
& WPT-097	16110-69036
WPT-097	16110-69037
WPT-098	16100-69215
WPT-098	16100-69465
WPT-099	16100-69385
WPT-099	16100-69495
WPT-100	16100-69395

# Cross Reference (AISIN No.→Genuine No.)

※ : Components may slightly differ from GENUINE No.  
 ◇ : Complete Assembly Only.  
 & : Part No. requires additional components for installation.

AISIN No.	Genuine No.
<b>WPT-100</b>	16100-69396
<b>WPT-100</b>	16100-69397
<b>WPT-100</b>	16100-69398
<b>WPT-100</b>	16100-69545
※ <b>WPT-103</b>	16100-78001-71
※ <b>WPT-103</b>	16100-78003-71
※ <b>WPT-103</b>	16100-78008-71
<b>WPT-103</b>	16120-23010
<b>WPT-103</b>	16120-76001-71
<b>&amp; WPT-106</b>	16100-09080
<b>WPT-106</b>	16100-09130
<b>WPT-106</b>	16100-09150
<b>WPT-106</b>	16100-09170
<b>WPT-106</b>	16100-09220
<b>WPT-106</b>	16100-09310
<b>WPT-106</b>	16100-09570
<b>&amp; WPT-106</b>	16100-29095
<b>WPT-106</b>	16100-29175
<b>WPT-106</b>	16100-29415
<b>WPT-106</b>	16100-29455
※ <b>WPT-107A</b>	16100-19125
※ <b>WPT-107A</b>	16100-19135
※ <b>WPT-107A</b>	16100-19195
<b>WPT-107A</b>	16110-19055
<b>WPT-107A</b>	16110-19065
<b>WPT-107A</b>	16110-19095
<b>WPT-107A</b>	16110-19105
<b>WPT-107A</b>	16110-19106
<b>WPT-108</b>	16100-09050
<b>WPT-108</b>	16100-09051
<b>WPT-108</b>	16100-09120
<b>WPT-108</b>	16100-15090
<b>WPT-108</b>	16100-19255
<b>WPT-108</b>	16100-19295
<b>WPT-108</b>	16100-19355
◇ <b>WPT-108</b>	16110-19145
◇ <b>WPT-108</b>	16110-19146
<b>WPT-109</b>	16100-69355
<b>WPT-109</b>	16100-69356
<b>WPT-109</b>	16100-69357
<b>&amp; WPT-110</b>	16100-49815
<b>WPT-110</b>	16100-49816
<b>&amp; WPT-110</b>	16100-49835
<b>WPT-110</b>	16100-49836
<b>WPT-110</b>	16100-49837
<b>WPT-110</b>	16100-49838

AISIN No.	Genuine No.
<b>&amp; ◇WPT-110</b>	16110-49115
◇ <b>WPT-110</b>	16110-49116
<b>WPT-111</b>	16100-09180
<b>WPT-111</b>	16100-09181
<b>WPT-111</b>	16100-09211
<b>WPT-111</b>	16100-29155
<b>WPT-111</b>	16100-29156
<b>WPT-111</b>	16100-29157
<b>WPT-111</b>	16100-29158
<b>WPT-111</b>	16100-29205
<b>WPT-111</b>	16100-29206
<b>WPT-111</b>	16100-29505
<b>WPT-112</b>	16100-78285
<b>WPT-112</b>	16100-79285
※ <b>WPT-113</b>	16100-69356
※ <b>WPT-113</b>	16100-69357
<b>WPT-113</b>	16110-69045
<b>WPT-115</b>	16100-69365
<b>WPT-116</b>	16100-49875
<b>WPT-116</b>	16100-49876
<b>WPT-116</b>	16100-49877
<b>WPT-117</b>	16100-29115
<b>WPT-117</b>	16100-29116
<b>WPT-117</b>	16100-29117
<b>WPT-117</b>	16100-97404
<b>WPT-117</b>	16100-97411
<b>WPT-117</b>	16100-B9010
<b>WPT-117</b>	16100-B9011
<b>WPT-118</b>	16100-29185
<b>WPT-120</b>	16100-29135
<b>WPT-121</b>	16100-49865
<b>WPT-121</b>	16100-49866
<b>WPT-121</b>	16100-49867
<b>WPT-121</b>	16100-49868
<b>WPT-121</b>	16100-80009
<b>WPT-122</b>	16100-19275
<b>WPT-122</b>	16100-19276
<b>WPT-123</b>	16100-69315
※ <b>WPT-124</b>	16100-49147
※ <b>WPT-124</b>	16100-49148
<b>WPT-124</b>	16110-49145
<b>WPT-124</b>	16110-49146
<b>WPT-124</b>	16110-49147
<b>WPT-124</b>	16110-49148
<b>WPT-125</b>	16100-09200
<b>WPT-125</b>	16100-09201

AISIN No.	Genuine No.
<b>WPT-125</b>	16100-59275
<b>WPT-125</b>	16100-59276
※ <b>WPT-126</b>	16100-64H02
※ <b>WPT-126</b>	16100-64H06
※ <b>WPT-126</b>	16100-64H07
<b>WPT-126</b>	16100-69295
<b>WPT-126</b>	16100-69296
<b>WPT-126</b>	16100-69297
<b>WPT-126</b>	16100-69298
<b>WPT-126</b>	16100-69425
<b>WPT-126</b>	16100-69435
<b>WPT-127</b>	16100-79225
<b>WPT-127</b>	16100-79226
<b>WPT-128</b>	16110-79135
<b>WPT-129</b>	16100-0H010
<b>WPT-129</b>	16100-0H020
<b>WPT-129</b>	16100-0H030
<b>WPT-129</b>	16100-28040
<b>WPT-129</b>	16100-28041
<b>WPT-131</b>	16100-69415
<b>WPT-132</b>	16100-29195
<b>WPT-132</b>	16100-29196
<b>WPT-132</b>	16100-29425
<b>WPT-134</b>	16100-39425
<b>WPT-134</b>	16100-39426
<b>WPT-134</b>	16100-76066-71
<b>WPT-135</b>	16100-28050
<b>WPT-135</b>	16100-28051
<b>WPT-136</b>	16100-09470
<b>WPT-136</b>	16100-09471
<b>WPT-136</b>	16100-39405
<b>WPT-136</b>	16100-39406
<b>WPT-137</b>	16100-09361
<b>WPT-137</b>	16100-39435
<b>WPT-137</b>	16100-39436
<b>WPT-138</b>	16100-69156
<b>WPT-140</b>	16100-09501
<b>WPT-140</b>	16100-09550
<b>WPT-140</b>	16100-09560
<b>&amp; WPT-140</b>	16100-39465
<b>WPT-140</b>	16100-39466
<b>WPT-141</b>	16100-19325
<b>WPT-142</b>	16100-09440
<b>WPT-142</b>	16100-09441
<b>WPT-142</b>	16100-39455
<b>WPT-142</b>	16100-39456

# Cross Reference (AISIN No.→Genuine No.)

※ : Components may slightly differ from GENUINE No.  
 ◇ : Complete Assembly Only.  
 & : Part No. requires additional components for installation.

AISIN No.	Genuine No.
<b>WPT-143</b>	16100-59365
<b>WPT-145</b>	16100-09340
<b>WPT-145</b>	16100-09341
<b>WPT-145</b>	16100-29495
<b>WPT-145</b>	16100-29496
<b>WPT-146</b>	16100-09250
<b>WPT-146</b>	16100-09260
<b>WPT-146</b>	16100-09261
<b>WPT-146</b>	16100-39475
<b>WPT-146</b>	16100-39485
<b>WPT-146</b>	16100-39486
<b>WPT-147</b>	16100-78052-71
<b>WPT-147</b>	16100-96052
◇ <b>WPT-147</b>	16120-78052-71
<b>WPT-148</b>	16100-78003-71
<b>WPT-149</b>	16100-78005-71
◇ <b>WPT-149</b>	16120-78005-71
<b>WPT-150</b>	16100-69255
<b>WPT-151</b>	16100-79125
<b>WPT-151</b>	16100-79126
<b>WPT-151</b>	16100-79127
<b>WPT-155</b>	16110-49155
<b>WPT-155</b>	16110-49156
<b>WPT-157</b>	16100-39395
<b>WPT-158</b>	16100-19285
<b>WPT-159</b>	16100-49855
<b>WPT-159</b>	16100-49856
<b>WPT-164</b>	16100-40110
<b>WPT-164</b>	16100-80005
<b>WPT-168</b>	16100-80008
<b>WPT-168</b>	16100-80011
<b>WPT-169</b>	16100-39545
<b>WPT-171</b>	16100-59295
<b>WPT-175</b>	16100-97406
<b>WPT-175</b>	16100-97412
<b>WPT-175</b>	16100-B9440
<b>WPT-175</b>	16100-B9441
<b>WPT-175</b>	16100-B9442
<b>WPT-180</b>	16100-09610
<b>WPT-180</b>	16100-39525
<b>WPT-180</b>	16100-39526
<b>WPT-181</b>	16100-80004
<b>WPT-181</b>	16100-80010
※ <b>WPT-183</b>	16100-B9150
<b>WPT-184</b>	16100-39535
<b>WPT-184</b>	16100-39536

AISIN No.	Genuine No.
<b>WPT-186</b>	16100-09450
<b>WPT-186</b>	16100-09530
<b>WPT-186</b>	16100-09531
<b>WPT-186</b>	16100-80001
<b>WPT-186</b>	16100-80003
<b>WPT-186</b>	16100-80007
<b>WPT-186</b>	16100-97234
<b>WPT-187</b>	16100-39505
<b>WPT-187</b>	16100-39506
<b>WPT-188</b>	16100-09525
<b>WPT-188</b>	16100-39555
<b>WPT-189</b>	16100-49A05
<b>WPT-190</b>	161A0-29015
<b>WPT-190</b>	161A0-39015
※ <b>WPT-191</b>	16032-36050
<b>WPT-191</b>	161A0-39025
<b>WPT-193</b>	16100-79295
※ <b>WPT-194</b>	16032-0V030
※ <b>WPT-194</b>	16032-36011
<b>WPT-194</b>	16100-09515
<b>WPT-194</b>	16100-09600
<b>WPT-194</b>	16100-39515
<b>WPT-195</b>	16100-09620
<b>WPT-195</b>	16100-39565
<b>WPT-196</b>	16100-09490
<b>WPT-196</b>	16100-09491
<b>WPT-196</b>	16100-39495
<b>WPT-196</b>	16100-39496
<b>WPT-197</b>	16100-09630
<b>WPT-198</b>	16100-09730
<b>WPT-198</b>	16100-80013
<b>WPT-198</b>	16100-B9490
<b>WPT-199</b>	16100-09690
<b>WPT-199</b>	16100-39615
<b>WPT-200</b>	16100-39575
<b>WPT-201</b>	16100-80014
<b>WPT-202</b>	16100-09711
<b>WPT-202</b>	16100-19365
<b>WPT-203</b>	16100-39595
<b>WPT-205</b>	161A0-39035
<b>WPT-501</b>	16100-78300-71
<b>WPT-502</b>	16100-78200-71
<b>WPT-502</b>	16100-UC010
<b>WPT-504</b>	16100-78153-71
<b>WPT-504</b>	16100-78154-71
◇ <b>WPT-504</b>	16120-78151-71

AISIN No.	Genuine No.
<b>WPT-505</b>	16100-10940-71
※ <b>WPT-505</b>	16100-78101-71
<b>WPT-505</b>	16120-10940-71
<b>WPT-506</b>	16100-78202-71
<b>WPT-507</b>	16100-10941-71
<b>WPT-508</b>	16100-78701-71
<b>WPT-509</b>	16100-23040-71
<b>WPT-510</b>	16100-78203-71
<b>WPT-511</b>	16100-78156-71
<b>WPT-511</b>	16100-78157-71
<b>WPT-511</b>	16100-UB020
<b>WPT-514</b>	16120-96151
<b>WPT-515</b>	16120-96007
<b>WPT-516</b>	16120-78005-71
<b>WPT-516</b>	16120-96005
<b>WPT-541</b>	16100-78205-71
<b>WPT-541</b>	16100-UC040
※ <b>WPT-542</b>	16100-78120-71
※ <b>WPT-542</b>	16100-78122-71
<b>WPT-542</b>	16120-78120-71
※ <b>WPT-543</b>	16100-78157-71
※ <b>WPT-543</b>	16100-78159-71
※ <b>WPT-543</b>	16100-78160-71
※ <b>WPT-543</b>	16100-UB020
※ <b>WPT-543</b>	16100-UB030
※ <b>WPT-543</b>	16100-UB040
<b>WPT-543</b>	16110-78156-71
<b>WPT-544</b>	16100-78206-71
<b>WPT-544</b>	16100-UC050
<b>WPT-545</b>	16100-78201-71
<b>WPT-545</b>	16100-UC020
<b>WPT-546</b>	16100-78159-71
<b>WPT-546</b>	16100-UB030
<b>WPT-547</b>	16100-78160-71
<b>WPT-547</b>	16100-UB040
<b>WPT-548</b>	16100-78360-71
<b>WPT-548</b>	16100-UE010
※ <b>WPT-549</b>	16100-32082-71
<b>WPT-549</b>	16100-78102-71
◇ <b>WPT-549</b>	16120-32082-71
<b>WPT-550</b>	16100-78700-71
<b>WPT-550</b>	16100-UD010
<b>WPT-551</b>	16100-78121-71
<b>WPT-552</b>	16100-78703-71
<b>WPT-552</b>	16100-UD020
※ <b>WPT-554</b>	16100-78203-71

TABLE-2

# Cross Reference (AISIN No.→Genuine No.)

※ : Components may slightly differ from GENUINE No.  
 ◇ : Complete Assembly Only.  
 & : Part No. requires additional components for installation.

AISIN No.	Genuine No.
※WPT-554	16100-78701-71
※WPT-554	16100-78702-71
※WPT-554	16100-UC040
※WPT-554	16100-UD020
※WPT-554	16100-UK010
WPT-554	16110-78701-71
WPT-554	16110-78703-71
WPT-554	16110-UCH10
WPT-555	16100-UM010
WPT-800	16100-09200
WPT-800	16100-09201
WPT-800	16100-59275
WPT-800	16100-59276
WPT-801	16100-0H010
WPT-802	16100-09470
WPT-802	16100-09471
WPT-803	16100-09440
WPT-803	16100-09441
WPT-803	16100-39455
WPT-803	16100-39456
WPT-804	16100-09490
WPT-804	16100-09491
WPT-805	16100-09515
WPT-806	16100-79136
WPT-807	16100-09525
WPT-807	16100-39555
WPT-808	16100-09690
WPT-808	16100-39615
WPT-809	16100-09720
WPT-914	16100-29495
WPTC-001	16100-09550
WPTC-002	16100-0H040
WPTC-003	16100-09361
WPTK-010	16100-09030
WPTK-010	16100-79075
WPTK-010	16100-79185
WPTK-010	16100-79186
WPTS-001	16100-09250
WPTS-001	16100-09260
WPTS-001	16100-09261
WPTS-001	16100-39486
WPTS-002	16100-0H030
WPTS-005	16100-09102
WPTS-006	16100-09180
WPTS-006	16100-09181
WPTS-007	16100-09460

AISIN No.	Genuine No.
WPTS-007	16100-0C010
WPTS-008	16100-0H040
WPTS-008	16100-0H050
WPTS-008	16100-0H060
WPTS-009	16100-09570
※WPTS-011	16100-09711
※WPTS-011	16100-19365
WPV-800	271855-0
WPV-801	271984-7
WPV-802	271986-0
WPV-803	272476-3
WPV-804	274216-0
WPW-001	14501-6882
WPW-001	14501-7721
WPW-001	14501-7722
WPW-001	14501-7723
WPW-002	6213-610-004-2F
WPW-002	6213-610-004-3H
WPW-002	6213-610-004-4K
WPW-002	6213-610-004-5L
WPW-003	6213-610-011-1D
WPW-003	6213-610-011-2E
WPW-004	6213-610-000-54
WPW-004	6213-610-005-4I
WPW-004	6213-610-005-5J
WPW-005	6213-610-009-5N
WPW-005	6213-610-009-6O
WPW-005	6213-610-016-0
WPW-006	14501-6780
WPW-006	14501-6910
WPW-006	14501-6911
WPW-007	14501-6840
WPW-007	14501-7081
WPW-007	14501-7082
WPW-008	14501-7390
WPW-009	14501-7341
WPW-009	14501-7740
WPW-009	14501-7742
WPW-009	14501-7743
WPW-010	14501-7840
WPW-010	14501-7841
WPW-011	121023-42100
※WPW-011	121450-42010
※WPW-011	121450-42011
※WPW-011	121465-42011
※WPW-011	129350-42010

AISIN No.	Genuine No.
※WPW-011	129350-42011
※WPW-011	721554-42010
WPW-012	119626-42010
WPW-012	119626-42011
WPW-013	119171-42001
WPW-013	119171-42002
WPW-013	119171-42003
WPW-014	119802-42000
WPW-014	119802-42001
WPW-015	119852-42000
WPW-015	119852-42001
WPW-016	120320-43100
WPW-016	120320-43101
WPW-017	119660-42003
WPW-017	119660-42004
WPW-017	119660-42005
WPW-017	119660-42006
WPW-017	119660-42007
WPW-017	119660-42008
WPW-017	119660-42009
WPZ-001	8AB3-15-010
WPZ-001	8AB3-15-010B
WPZ-001	8AB4-15-010
WPZ-001	8AB4-15-010A
WPZ-001	8AB7-15-010
WPZ-001	8AD2-15-010
WPZ-001	8AD2-15-010A
WPZ-001	B301-15-010
WPZ-001	B33G-15-010
WPZ-001	B3C7-15-010
WPZ-001	B3C7-15-010A
WPZ-001	B3C7-15-010B
WPZ-001	B630-15-010
WPZ-001	B630-15-010D
WPZ-002	21010-HC400
WPZ-002	21010-HC425
WPZ-002	21010-HC426
WPZ-002	21010-HC427
WPZ-002	21010-J2004
WPZ-002	21011-HC400
WPZ-002	8AH2-15-010
WPZ-002	8AH2-15-010A
WPZ-002	8AH2-15-010B
WPZ-002	8AH4-15-010
WPZ-002	8AK1-15-010
WPZ-002	8AK1-15-010A

# Cross Reference (AISIN No.→Genuine No.)

※ : Components may slightly differ from GENUINE No.  
 ◇ : Complete Assembly Only.  
 & : Part No. requires additional components for installation.

AISIN No.	Genuine No.	AISIN No.	Genuine No.
<b>WPZ-002</b>	8AS6-15-010	<b>WPZ-023</b>	8AH3-15-010C
<b>WPZ-002</b>	8AS6-15-010A	<b>WPZ-023</b>	8AH3-15-010D
<b>WPZ-002</b>	E92Z-8501A	<b>WPZ-023</b>	8AH3-15-010E
<b>WPZ-002</b>	F02Z-8501A	<b>WPZ-023</b>	8AH3-15-011E
<b>WPZ-002</b>	FEMJ-15-100	<b>WPZ-029</b>	8ALA-15-100
<b>WPZ-002</b>	MQ906188	<b>WPZ-029</b>	8ALA-15-100A
<b>WPZ-003</b>	8AB5-15-010	<b>WPZ-029</b>	MQ906189
<b>WPZ-003</b>	8AB5-15-010A	<b>WPZ-029</b>	MQ908516
<b>WPZ-003</b>	8AB8-15-010	<b>WPZ-029</b>	WL11-15-100D
<b>WPZ-003</b>	8ABS-15-010	<b>WPZ-029</b>	WL11-15-100E
<b>WPZ-003</b>	8AD1-15-010	<b>WPZ-043</b>	21013-HA000
<b>WPZ-003</b>	B660-15-010B	<b>WPZ-043</b>	30777590
<b>WPZ-003</b>	B660-15-010C	<b>WPZ-043</b>	4S4G-8501-AC
<b>WPZ-003</b>	B660-15-010E	<b>WPZ-043</b>	6M8G 8501-AE
<b>WPZ-004</b>	8AW2-15-100	<b>WPZ-043</b>	L327-15-100
<b>WPZ-004</b>	8AW2-15-100A	<b>WPZ-043</b>	L327-15-100A
<b>WPZ-004</b>	8AW4-15-100	<b>WPZ-043</b>	LF01-15-100
<b>WPZ-004</b>	8AW4-15-100A	<b>WPZ-043</b>	LF94-15-100
<b>WPZ-004</b>	8AW8-15-100	<b>WPZ-043</b>	LF94-15-100A
<b>WPZ-004</b>	9AW2-15-100	※ <b>WPZ-045</b>	PE01-15-010B
<b>WPZ-004</b>	SLA1-15-100A	<b>WPZ-045</b>	PEDD-15-010
<b>WPZ-004</b>	SLE1-15-100		
<b>WPZ-005</b>	8AW1-15-100		
<b>WPZ-005</b>	8AW1-15-100A		
<b>WPZ-005</b>	8AW3-15-100		
<b>WPZ-005</b>	8AW3-15-100A		
<b>WPZ-005</b>	8AW3-15-100B		
<b>WPZ-005</b>	SE01-15-100		
<b>WPZ-005</b>	SEA1-15-100		
<b>WPZ-005</b>	SEA1-15-100B		
<b>WPZ-006</b>	8AB1-15-010		
<b>WPZ-006</b>	8AB2-15-010		
<b>WPZ-006</b>	8ABT-15-010A		
<b>WPZ-006</b>	E301-15-010A		
<b>WPZ-006</b>	E301-15-010B		
<b>WPZ-006</b>	E301-15-010C		
<b>WPZ-006</b>	E301-15-010D		
<b>WPZ-006</b>	E301-15-010F		
<b>WPZ-006</b>	E5B6-15-010		
<b>WPZ-006</b>	E5B6-15-010A		
<b>WPZ-006</b>	E5B6-15-010B		
<b>WPZ-015</b>	8AW5-15-100		
<b>WPZ-015</b>	8AWA-15-100		
<b>WPZ-015</b>	8AWA-15-100A		
<b>WPZ-015</b>	TF04-15-100A		
<b>WPZ-015</b>	TF04-15-100B		

TABLE-2

## Cross Reference (AISIN No.→Genuine No.)

※ : Components may slightly differ from GENUINE No.  
◇ : Complete Assembly Only.  
& : Part No. requires additional components for installation.

AISIN No.	Genuine No.	Remarks
<b>WQT-001</b>	G9040-47090	Electric Water Pump for Inverter
<b>WQT-001</b>	G9040-48020	
<b>WQT-001</b>	G9040-52010	
<b>WQT-002</b>	G9040-33030	
<b>WQT-002</b>	G9040-33040	

Published on March 31, 2019

Edited and Published by

**AISIN SEIKI Co.,Ltd.**


Aftermarket Dept.

Aftermarket Product Div.

2-1, Asahi-machi, Kariya, Aichi, JAPAN


Printed in Japan

# AISIN



## Meet the AISIN Family

Offering a wide selection  
of quality products



# AISIN




*For a Better Tomorrow*  
**AISIN GROUP**

---

**AISIN SEIKI Co.,Ltd.**

**AICHI, JAPAN**

<http://www.aisinaftermarket.jp>



WP190301HQ

